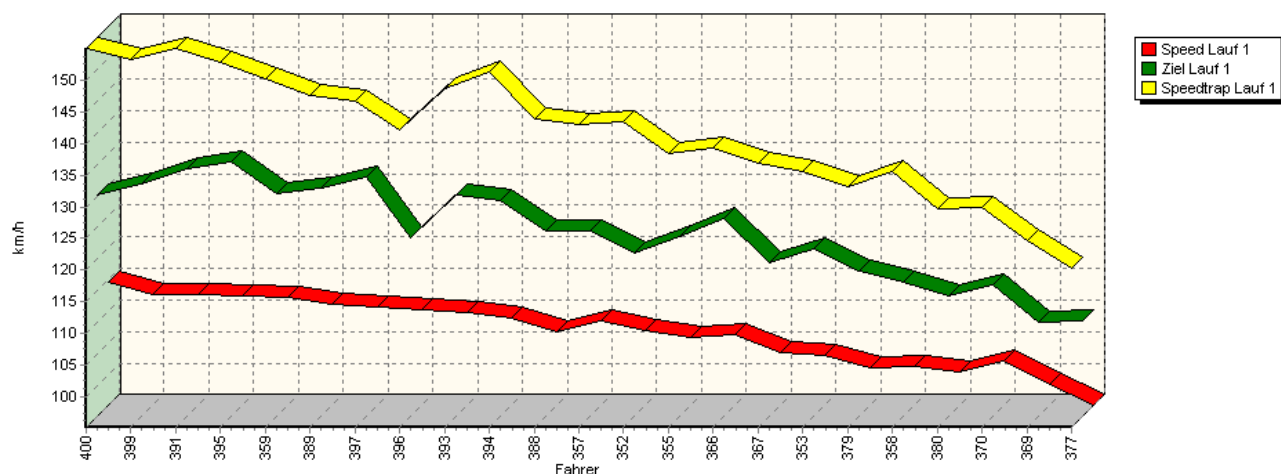
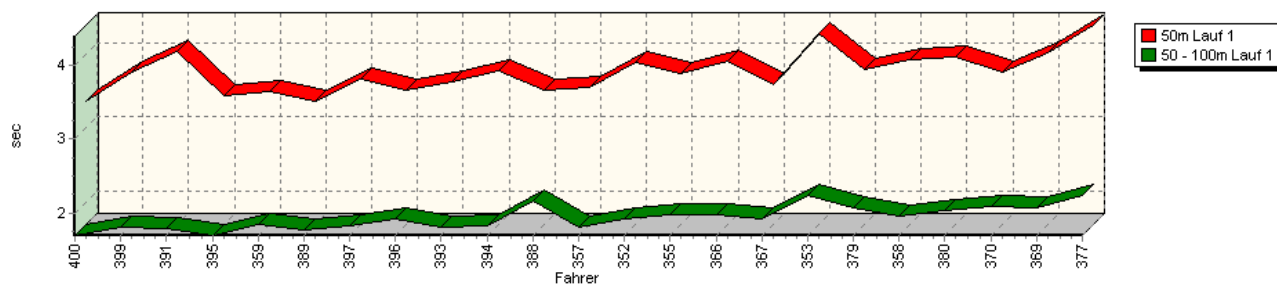


## Sektorzeiten & Speeds - Rennen - Gruppe H bis 2000 ccm - Klasse 41

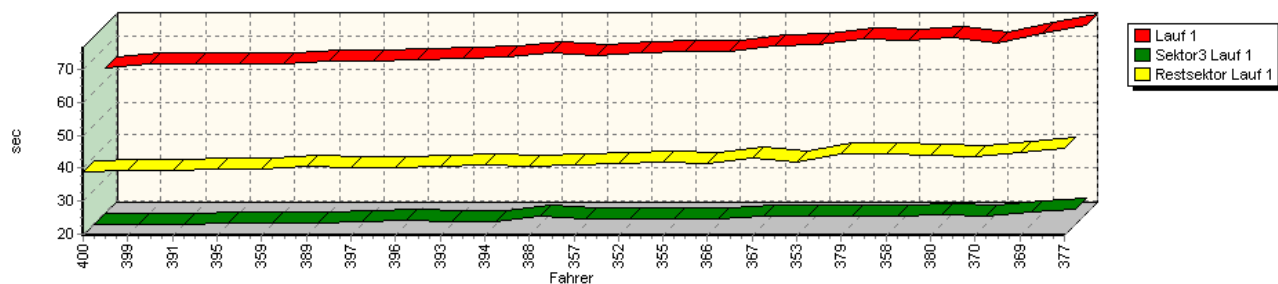
Speed-Diagramm Lauf 1



Sektor-Diagramm (Start) Lauf 1

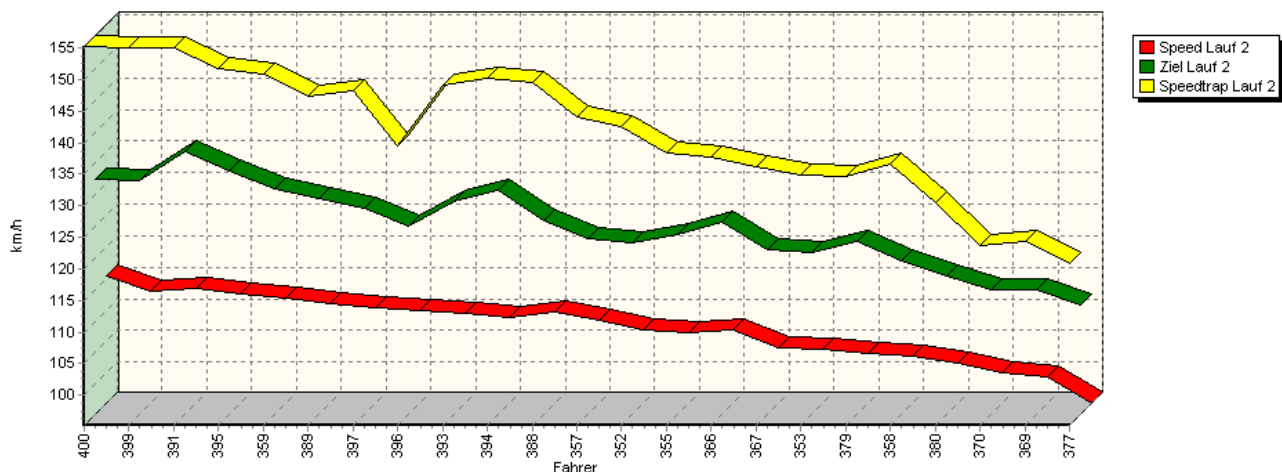


Sektor-Diagramm (Rest) Lauf 1

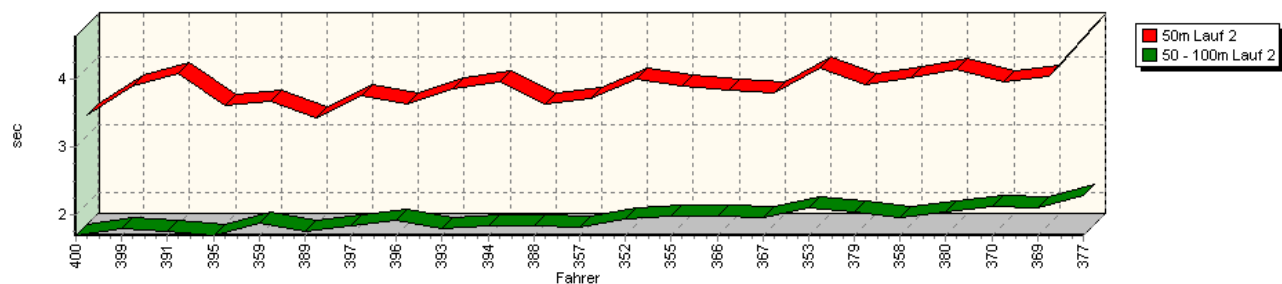


## Sektorzeiten & Speeds - Rennen - Gruppe H bis 2000 ccm - Klasse 41

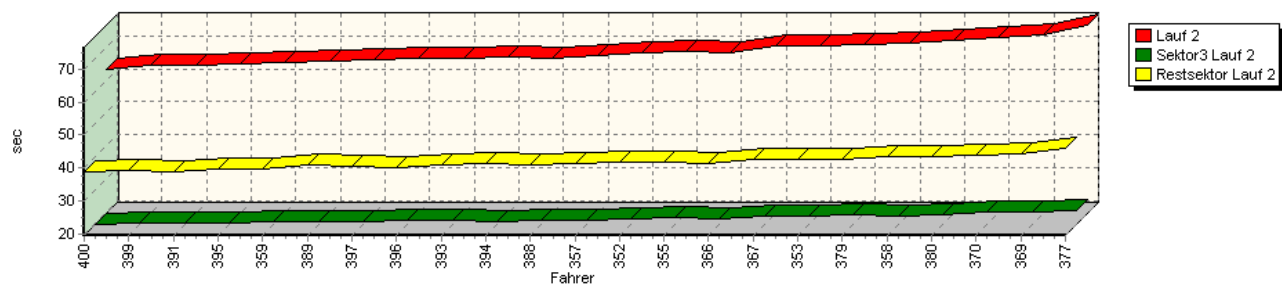
Speed-Diagramm Lauf 2



Sektor-Diagramm (Start) Lauf 2

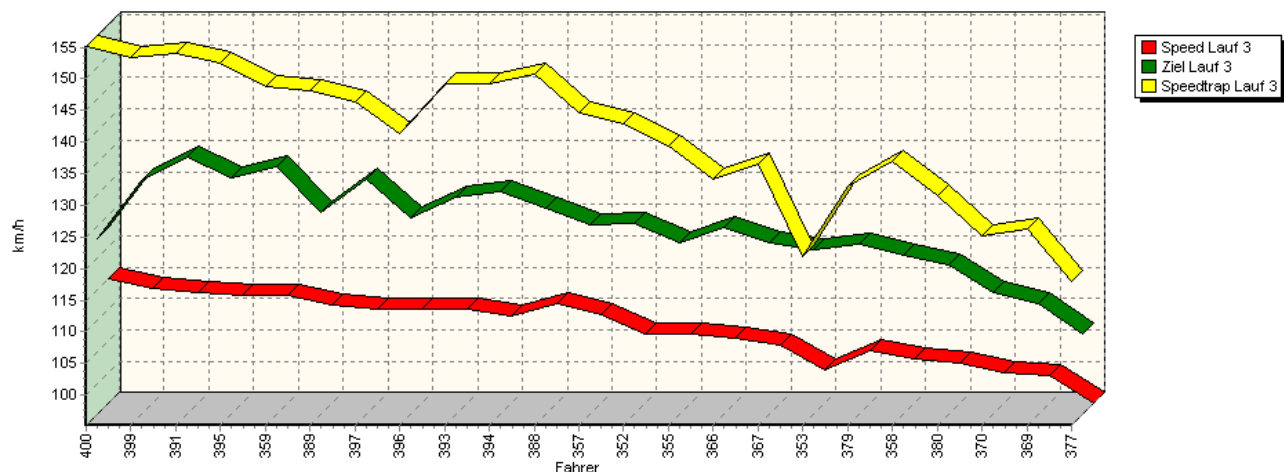


Sektor-Diagramm (Rest) Lauf 2

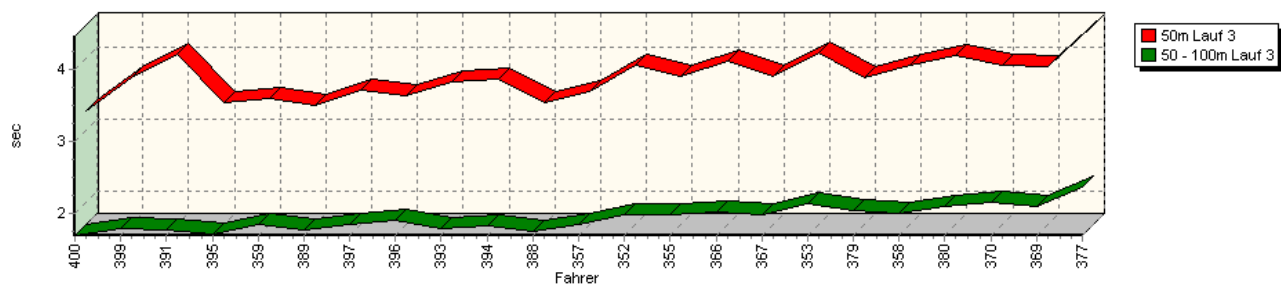


## Sektorzeiten & Speeds - Rennen - Gruppe H bis 2000 ccm - Klasse 41

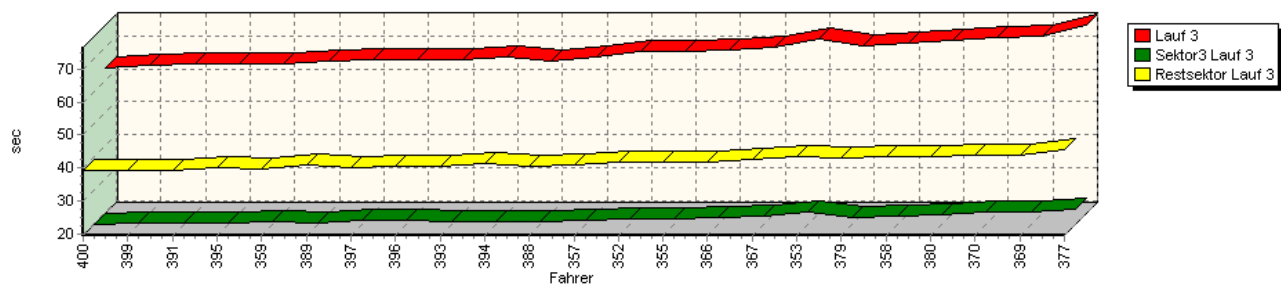
Speed-Diagramm Lauf 3



Sektor-Diagramm (Start) Lauf 3

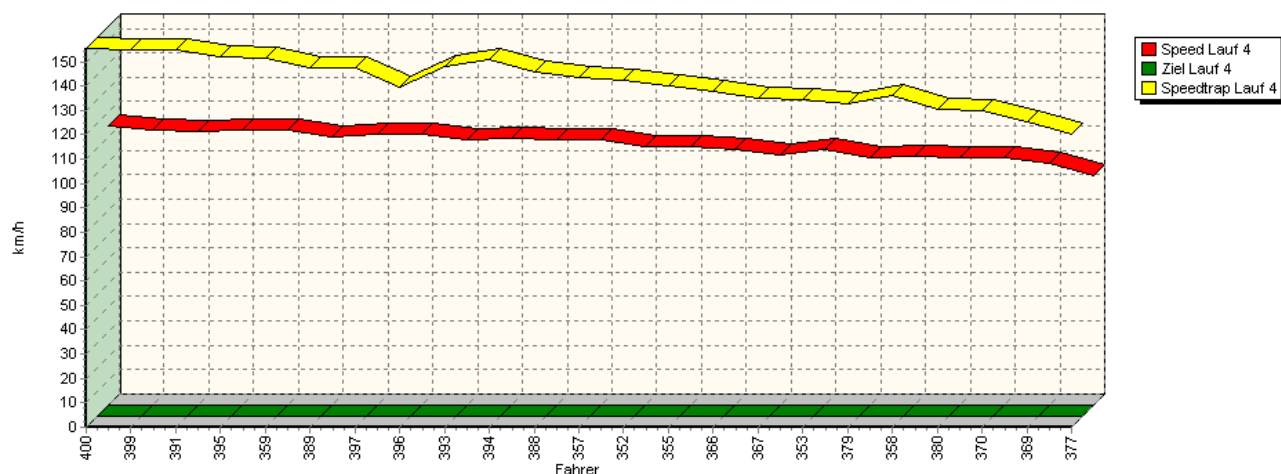


Sektor-Diagramm (Rest) Lauf 3

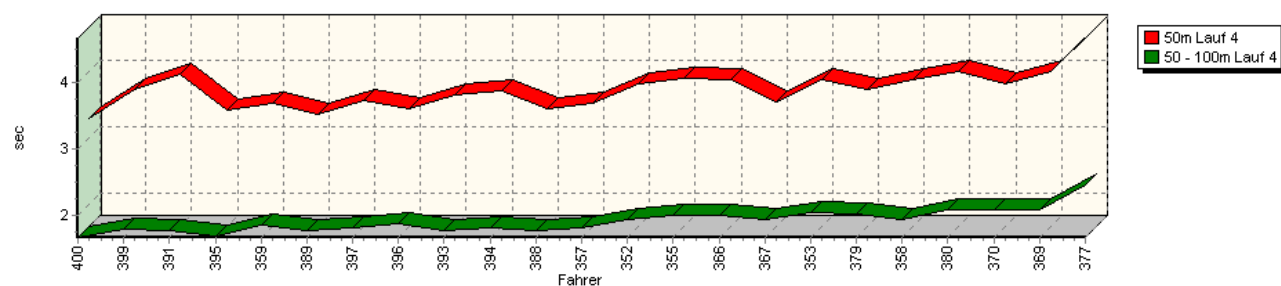


## Sektorzeiten & Speeds - Rennen - Gruppe H bis 2000 ccm - Klasse 41

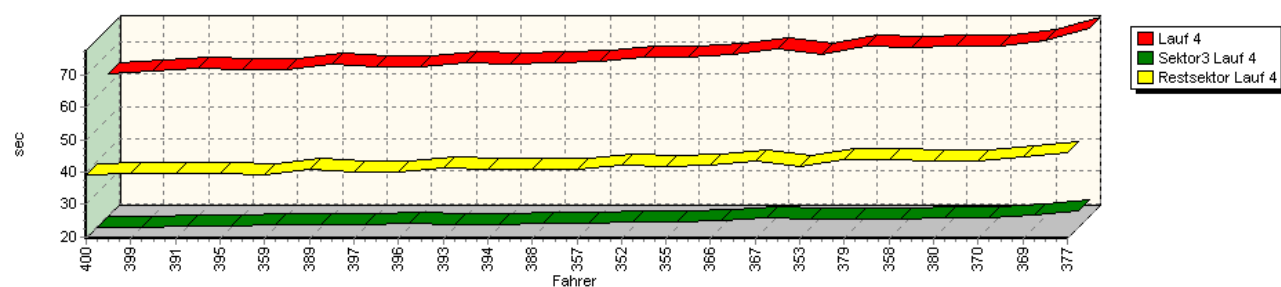
### Speed-Diagramm Lauf 4



### Sektor-Diagramm (Start) Lauf 4



### Sektor-Diagramm (Rest) Lauf 4



Rg.	Nr.	Sektor 1 (50m)	Sektor 2 (50-100m)	Sektor 3	Speed Trap	Sektor 4	Speed (Ziel)	Laufzeit	Speed (Lauf)
1	400	<b>HOVEMANN Holger</b>							
		Opel Risse Kadett C 16V							
	Lauf 1:	00:03.372	00:01.696	00:19.575	154,96 km/h	00:39.062	130,21 km/h	01:03.705	114,72 km/h
	Lauf 2:	00:03.300	00:01.688	00:19.445	155,26 km/h	00:38.902	132,45 km/h	01:03.335	115,39 km/h
	Lauf 3:	00:03.260	00:01.682	00:19.449	155,11 km/h	00:39.181	123,04 km/h	01:03.572	114,96 km/h
	Lauf 4:	00:03.292	00:01.673	00:19.590	155,44 km/h	00:39.137	0,00 km/h	01:03.692	114,74 km/h



## 43. Osnabrücker ADAC Bergrennen

21. und 22. August 2010

Deutsche Bergmeisterschaft 2010

DMSB Bergpokal für Tourenwagen und Rennsportfahrzeuge

DMSB Classic-Berg-Pokal - KW Gruppe H Berg-Cup



### Sektorzeiten & Speeds - Rennen - Gruppe H bis 2000 ccm - Klasse 41

Rg.	Nr.		Sektor 1 (50m)	Sektor 2 (50-100m)	Sektor 3	Speed Trap	Sektor 4	Speed (Ziel)	Laufzeit	Speed (Lauf)
2	399	<b>ELLER Hans-Peter</b>	VW Minichberger Scirocco							
		Lauf 1:	00:03.756	00:01.800	00:19.782	153,23 km/h	00:39.491	131,78 km/h	01:04.829	112,73 km/h
		Lauf 2:	00:03.734	00:01.793	00:19.819	155,03 km/h	00:39.382	132,36 km/h	01:04.728	112,90 km/h
		Lauf 3:	00:03.720	00:01.788	00:19.781	153,32 km/h	00:39.230	132,08 km/h	01:04.519	113,27 km/h
		Lauf 4:	00:03.722	00:01.790	00:19.491	155,10 km/h	00:39.575	0,00 km/h	01:04.578	113,17 km/h
3	391	<b>ROTTENBERGER Dieter</b>	BMW 318is STW							
		Lauf 1:	00:04.050	00:01.785	00:19.664	154,98 km/h	00:39.391	134,31 km/h	01:04.890	112,62 km/h
		Lauf 2:	00:03.914	00:01.759	00:19.707	155,05 km/h	00:39.023	136,87 km/h	01:04.403	113,47 km/h
		Lauf 3:	00:04.051	00:01.761	00:19.718	154,02 km/h	00:39.354	135,93 km/h	01:04.884	112,63 km/h
		Lauf 4:	00:03.952	00:01.785	00:19.781	154,74 km/h	00:39.524	0,00 km/h	01:05.042	112,36 km/h
4	395	<b>PREISSER Dirk</b>	Opel Kadett Frank 16V							
		Lauf 1:	00:03.431	00:01.691	00:20.016	152,88 km/h	00:39.819	135,40 km/h	01:04.957	112,51 km/h
		Lauf 2:	00:03.440	00:01.693	00:20.020	151,72 km/h	00:39.816	133,88 km/h	01:04.969	112,48 km/h
		Lauf 3:	00:03.386	00:01.693	00:19.913	152,56 km/h	00:40.065	132,54 km/h	01:05.057	112,33 km/h
		Lauf 4:	00:03.416	00:01.692	00:20.027	151,87 km/h	00:39.688	0,00 km/h	01:04.823	112,74 km/h
5	359	<b>HEISEL Lars</b>	Opel Kadett C Coupé							
		Lauf 1:	00:03.493	00:01.840	00:20.061	150,26 km/h	00:39.716	130,27 km/h	01:05.110	112,24 km/h
		Lauf 2:	00:03.514	00:01.868	00:20.331	150,79 km/h	00:39.614	130,90 km/h	01:05.327	111,87 km/h
		Lauf 3:	00:03.434	00:01.829	00:20.375	148,69 km/h	00:39.491	134,36 km/h	01:05.129	112,21 km/h
		Lauf 4:	00:03.528	00:01.856	00:20.154	151,69 km/h	00:39.356	0,00 km/h	01:04.894	112,61 km/h
6	389	<b>WEISS Werner</b>	Ford Escort Zakspeed BDA							
		Lauf 1:	00:03.370	00:01.770	00:20.165	147,60 km/h	00:40.514	131,24 km/h	01:05.819	111,03 km/h
		Lauf 2:	00:03.253	00:01.759	00:20.128	147,44 km/h	00:40.738	129,34 km/h	01:05.878	110,93 km/h
		Lauf 3:	00:03.345	00:01.752	00:20.045	148,03 km/h	00:40.854	127,04 km/h	01:05.996	110,73 km/h
		Lauf 4:	00:03.352	00:01.770	00:20.449	147,67 km/h	00:40.796	0,00 km/h	01:06.367	110,11 km/h
7	397	<b>GÖSER Günter</b>	Opel Kadett C Coupé 16V							
		Lauf 1:	00:03.659	00:01.824	00:20.434	146,67 km/h	00:40.064	132,84 km/h	01:05.981	110,76 km/h
		Lauf 2:	00:03.589	00:01.831	00:20.252	148,28 km/h	00:40.592	127,80 km/h	01:06.264	110,29 km/h
		Lauf 3:	00:03.558	00:01.829	00:20.659	146,28 km/h	00:40.291	132,33 km/h	01:06.337	110,17 km/h
		Lauf 4:	00:03.558	00:01.828	00:20.410	147,57 km/h	00:40.005	0,00 km/h	01:05.801	111,06 km/h
8	396	<b>WIMMER Norbert</b>	BMW 2002 8V							
		Lauf 1:	00:03.518	00:01.917	00:20.802	142,20 km/h	00:39.997	123,43 km/h	01:06.234	110,33 km/h
		Lauf 2:	00:03.462	00:01.912	00:20.874	139,58 km/h	00:40.299	124,95 km/h	01:06.547	109,82 km/h
		Lauf 3:	00:03.484	00:01.900	00:20.600	141,32 km/h	00:40.382	126,24 km/h	01:06.366	110,12 km/h
		Lauf 4:	00:03.447	00:01.879	00:20.630	139,57 km/h	00:39.881	0,00 km/h	01:05.837	111,00 km/h
9	393	<b>WIEBE Bjoern</b>	Renault Megane Maxi AWR							
		Lauf 1:	00:03.625	00:01.797	00:20.562	148,69 km/h	00:40.558	130,12 km/h	01:06.542	109,82 km/h
		Lauf 2:	00:03.681	00:01.788	00:20.570	149,03 km/h	00:40.754	129,07 km/h	01:06.793	109,41 km/h
		Lauf 3:	00:03.672	00:01.780	00:20.360	149,30 km/h	00:40.609	129,50 km/h	01:06.421	110,03 km/h
		Lauf 4:	00:03.639	00:01.782	00:20.418	147,86 km/h	00:41.215	0,00 km/h	01:07.054	108,99 km/h
10	394	<b>SCHÖNBORN Rainer</b>	VW Golf I 16V							
		Lauf 1:	00:03.782	00:01.818	00:20.280	151,28 km/h	00:41.193	129,20 km/h	01:07.073	108,96 km/h
		Lauf 2:	00:03.796	00:01.825	00:20.367	150,24 km/h	00:41.147	130,69 km/h	01:07.135	108,85 km/h
		Lauf 3:	00:03.704	00:01.811	00:20.355	149,17 km/h	00:41.162	130,37 km/h	01:07.032	109,02 km/h
		Lauf 4:	00:03.718	00:01.818	00:20.241	150,75 km/h	00:40.849	0,00 km/h	01:06.626	109,69 km/h






## 43. Osnabrücker ADAC Bergrennen

21. und 22. August 2010

Deutsche Bergmeisterschaft 2010

DMSB Bergpokal für Tourenwagen und Rennsportfahrzeuge

DMSB Classic-Berg-Pokal - KW Gruppe H Berg-Cup



### Sektorzeiten & Speeds - Rennen - Gruppe H bis 2000 ccm - Klasse 41

Rg.	Nr.		Sektor 1 (50m)	Sektor 2 (50-100m)	Sektor 3	Speed Trap	Sektor 4	Speed (Ziel)	Laufzeit	Speed (Lauf)
11	388	<b>SONDERBAUER Roman</b>	Opel Risse Kadett C Coupé 16V							
		Lauf 1:	00:03.511	00:02.164	00:22.222	143,88 km/h	00:40.549	124,48 km/h	01:08.446	106,77 km/h
		Lauf 2:	00:03.467	00:01.823	00:20.544	149,62 km/h	00:40.831	125,89 km/h	01:06.665	109,62 km/h
		Lauf 3:	00:03.386	00:01.740	00:20.269	150,66 km/h	00:40.404	127,89 km/h	01:05.799	111,06 km/h
		Lauf 4:	00:03.431	00:01.769	00:20.870	145,59 km/h	00:40.983	0,00 km/h	01:07.053	108,99 km/h
12	357	<b>WEBER Jens</b>	Opel Kadett C							
		Lauf 1:	00:03.547	00:01.810	00:21.113	143,07 km/h	00:40.911	124,39 km/h	01:07.381	108,46 km/h
		Lauf 2:	00:03.552	00:01.814	00:20.884	144,07 km/h	00:41.227	123,15 km/h	01:07.477	108,30 km/h
		Lauf 3:	00:03.538	00:01.830	00:20.748	144,57 km/h	00:40.836	125,13 km/h	01:06.952	109,15 km/h
		Lauf 4:	00:03.520	00:01.822	00:20.794	143,65 km/h	00:41.050	0,00 km/h	01:07.186	108,77 km/h
13	352	<b>LORIG Ingo</b>	VW Golf GTI							
		Lauf 1:	00:03.895	00:01.922	00:21.107	143,40 km/h	00:41.367	121,01 km/h	01:08.291	107,01 km/h
		Lauf 2:	00:03.828	00:01.937	00:21.010	142,66 km/h	00:41.695	122,43 km/h	01:08.470	106,73 km/h
		Lauf 3:	00:03.898	00:01.970	00:21.162	142,96 km/h	00:41.795	125,48 km/h	01:08.825	106,18 km/h
		Lauf 4:	00:03.807	00:01.938	00:21.022	142,67 km/h	00:42.010	0,00 km/h	01:08.777	106,26 km/h
14	355	<b>IWAN Ralf</b>	Opel Kadett C 8V							
		Lauf 1:	00:03.745	00:01.964	00:21.410	138,48 km/h	00:41.835	123,46 km/h	01:08.954	105,98 km/h
		Lauf 2:	00:03.723	00:01.974	00:21.382	138,45 km/h	00:41.670	123,66 km/h	01:08.749	106,30 km/h
		Lauf 3:	00:03.748	00:01.971	00:21.193	139,45 km/h	00:41.950	122,38 km/h	01:08.862	106,13 km/h
		Lauf 4:	00:03.893	00:02.004	00:21.143	139,91 km/h	00:41.806	0,00 km/h	01:08.846	106,15 km/h
15	366	<b>BRÜGGE Frank</b>	VW AGRO-Line Golf II 8V							
		Lauf 1:	00:03.917	00:01.976	00:21.372	139,23 km/h	00:41.473	126,36 km/h	01:08.738	106,32 km/h
		Lauf 2:	00:03.675	00:01.978	00:21.190	137,82 km/h	00:41.531	125,58 km/h	01:08.374	106,88 km/h
		Lauf 3:	00:03.952	00:02.008	00:21.697	134,16 km/h	00:41.664	124,82 km/h	01:09.321	105,42 km/h
		Lauf 4:	00:03.879	00:01.999	00:21.519	138,01 km/h	00:42.154	0,00 km/h	01:09.551	105,07 km/h
16	367	<b>KONSTANZER Alex</b>	Opel Kadett C Coupé							
		Lauf 1:	00:03.584	00:01.922	00:22.088	136,85 km/h	00:43.061	119,33 km/h	01:10.655	103,43 km/h
		Lauf 2:	00:03.630	00:01.944	00:22.013	136,12 km/h	00:42.707	121,33 km/h	01:10.294	103,96 km/h
		Lauf 3:	00:03.743	00:01.972	00:21.864	136,55 km/h	00:42.465	122,38 km/h	01:10.044	104,34 km/h
		Lauf 4:	00:03.536	00:01.938	00:22.290	135,00 km/h	00:43.396	0,00 km/h	01:11.160	102,70 km/h
17	353	<b>ORTH Patrik</b>	BMW 320is							
		Lauf 1:	00:04.281	00:02.243	00:22.287	135,63 km/h	00:42.044	121,66 km/h	01:10.855	103,14 km/h
		Lauf 2:	00:03.987	00:02.097	00:21.902	134,93 km/h	00:42.439	120,84 km/h	01:10.425	103,77 km/h
		Lauf 3:	00:04.070	00:02.130	00:23.208	121,95 km/h	00:43.331	121,27 km/h	01:12.739	100,47 km/h
		Lauf 4:	00:03.878	00:02.051	00:22.008	134,44 km/h	00:41.741	0,00 km/h	01:09.678	104,88 km/h
18	379	<b>PAGANO Sebastiano</b>	Opel Kadett C 8V							
		Lauf 1:	00:03.799	00:02.059	00:22.233	133,27 km/h	00:44.261	118,20 km/h	01:12.352	101,01 km/h
		Lauf 2:	00:03.743	00:02.027	00:22.216	134,59 km/h	00:42.829	122,71 km/h	01:10.815	103,20 km/h
		Lauf 3:	00:03.719	00:02.021	00:21.719	132,97 km/h	00:43.053	122,17 km/h	01:10.512	103,64 km/h
		Lauf 4:	00:03.735	00:02.018	00:22.086	132,93 km/h	00:44.033	0,00 km/h	01:11.872	101,68 km/h
19	358	<b>SCHMITZ Fabian</b>	VW Golf I GTI							
		Lauf 1:	00:03.922	00:01.956	00:21.974	135,63 km/h	00:44.234	116,28 km/h	01:12.086	101,38 km/h
		Lauf 2:	00:03.842	00:01.951	00:21.919	136,56 km/h	00:43.493	119,54 km/h	01:11.205	102,63 km/h
		Lauf 3:	00:03.898	00:01.983	00:22.012	136,96 km/h	00:43.574	120,42 km/h	01:11.467	102,26 km/h
		Lauf 4:	00:03.869	00:01.938	00:22.077	136,23 km/h	00:43.694	0,00 km/h	01:11.578	102,10 km/h




## 43. Osnabrücker ADAC Bergrennen

21. und 22. August 2010

Deutsche Bergmeisterschaft 2010

DMSB Bergpokal für Tourenwagen und Rennsportfahrzeuge

DMSB Classic-Berg-Pokal - KW Gruppe H Berg-Cup



### Sektorzeiten & Speeds - Rennen - Gruppe H bis 2000 ccm - Klasse 41

Rg.	Nr.		Sektor 1 (50m)	Sektor 2 (50-100m)	Sektor 3	Speed Trap	Sektor 4	Speed (Ziel)	Laufzeit	Speed (Lauf)
20	380	<b>HATEZIC Johann</b>		Opel Ascona B 8V						
		Lauf 1:	00:03.967	00:02.025	00:22.678	129,65 km/h	00:44.104	114,12 km/h	01:12.774	100,42 km/h
		Lauf 2:	00:03.967	00:02.041	00:22.279	130,59 km/h	00:43.660	117,17 km/h	01:11.947	101,57 km/h
		Lauf 3:	00:04.029	00:02.078	00:22.349	131,48 km/h	00:43.569	118,80 km/h	01:12.025	101,46 km/h
		Lauf 4:	00:04.010	00:02.080	00:22.273	130,76 km/h	00:43.514	0,00 km/h	01:11.877	101,67 km/h
21	370	<b>SEITZ Hans-Dieter</b>		Ford Escort MKII						
		Lauf 1:	00:03.756	00:02.091	00:22.295	129,97 km/h	00:43.357	115,94 km/h	01:11.499	102,21 km/h
		Lauf 2:	00:03.791	00:02.123	00:23.227	123,74 km/h	00:43.920	114,88 km/h	01:13.061	100,03 km/h
		Lauf 3:	00:03.908	00:02.139	00:23.063	125,23 km/h	00:43.899	114,46 km/h	01:13.009	100,10 km/h
		Lauf 4:	00:03.805	00:02.087	00:22.656	129,91 km/h	00:43.330	0,00 km/h	01:11.878	101,67 km/h
22	369	<b>KIESER Werner</b>		Ford Escort RS 2000						
		Lauf 1:	00:04.018	00:02.075	00:23.169	124,70 km/h	00:44.917	109,97 km/h	01:14.179	98,52 km/h
		Lauf 2:	00:03.881	00:02.088	00:23.339	124,41 km/h	00:44.281	114,94 km/h	01:13.589	99,31 km/h
		Lauf 3:	00:03.887	00:02.088	00:23.391	126,28 km/h	00:43.924	112,71 km/h	01:13.290	99,71 km/h
		Lauf 4:	00:03.995	00:02.092	00:23.223	125,19 km/h	00:44.508	0,00 km/h	01:13.818	99,00 km/h
23	377	<b>SPAHR Wolfgang</b>		BMW 318						
		Lauf 1:	00:04.398	00:02.232	00:24.047	120,36 km/h	00:46.080	110,25 km/h	01:16.757	95,21 km/h
		Lauf 2:	00:04.626	00:02.286	00:23.869	120,88 km/h	00:45.966	112,53 km/h	01:16.747	95,22 km/h
		Lauf 3:	00:04.461	00:02.361	00:24.226	117,86 km/h	00:45.696	108,01 km/h	01:16.744	95,23 km/h
		Lauf 4:	00:04.668	00:02.457	00:24.527	120,47 km/h	00:45.969	0,00 km/h	01:17.621	94,15 km/h