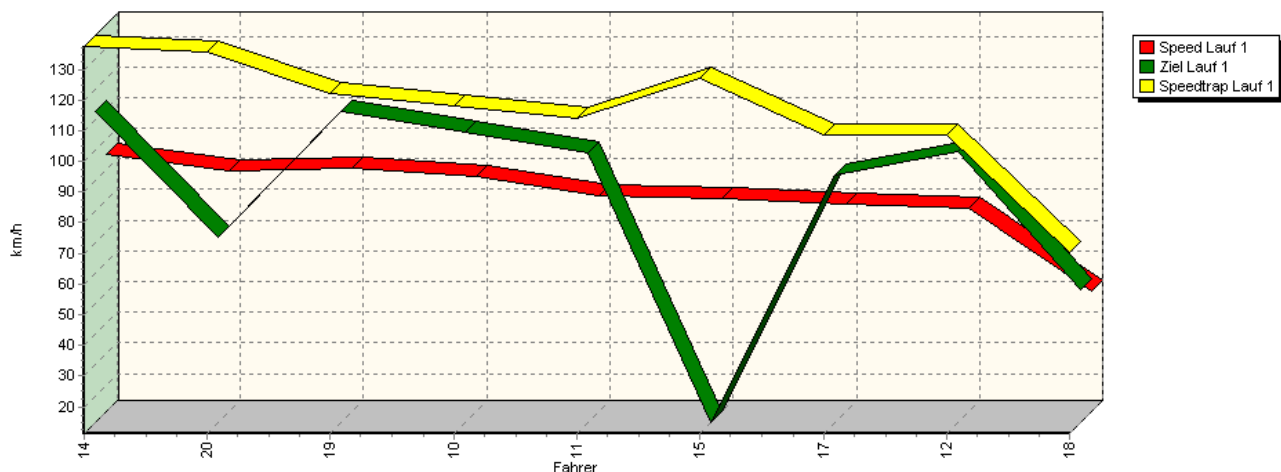
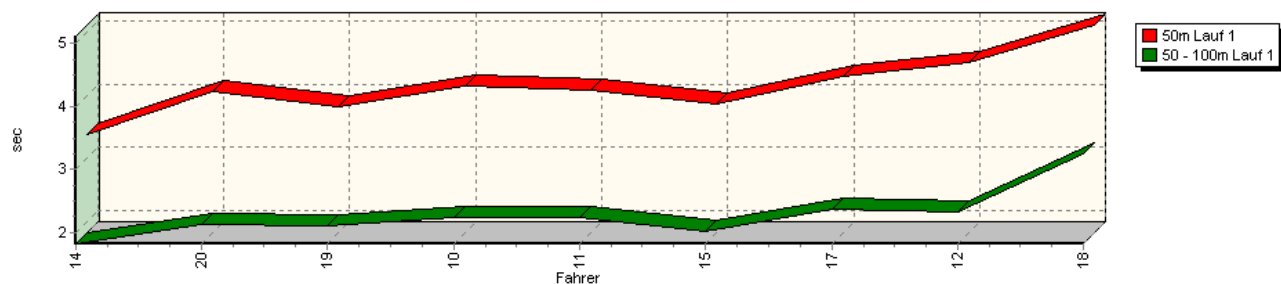


Sektorzeiten & Speeds - Rennen - Sport- und Tourenwagen

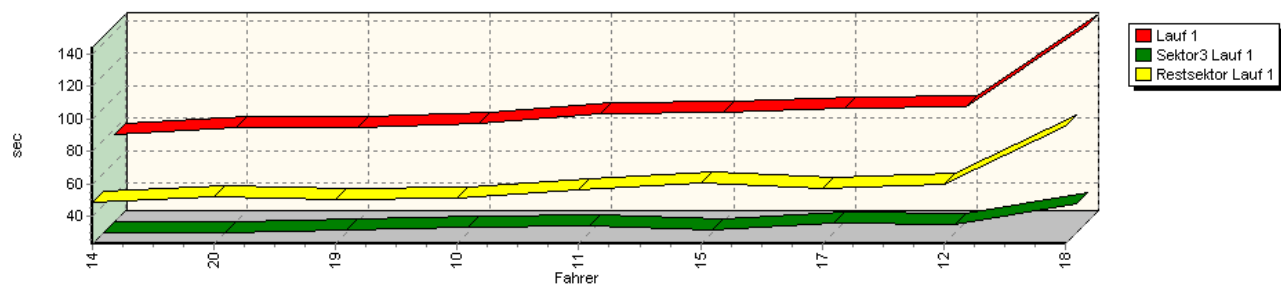
Speed-Diagramm Lauf 1



Sektor-Diagramm (Start) Lauf 1

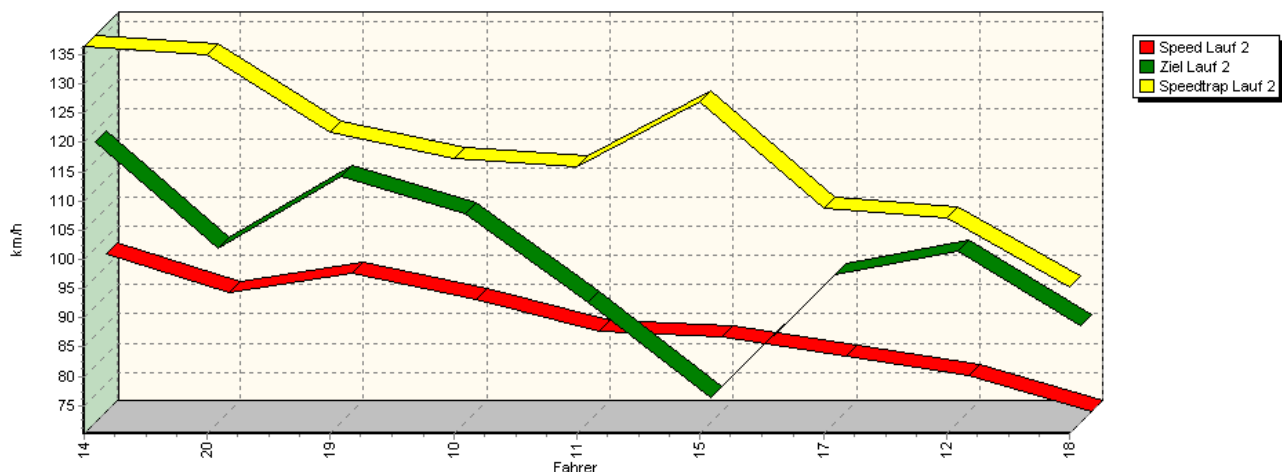


Sektor-Diagramm (Rest) Lauf 1

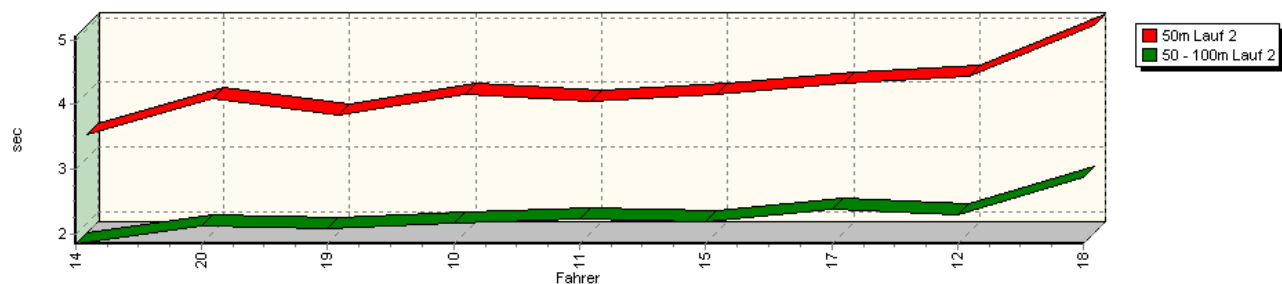


Sektorzeiten & Speeds - Rennen - Sport- und Tourenwagen

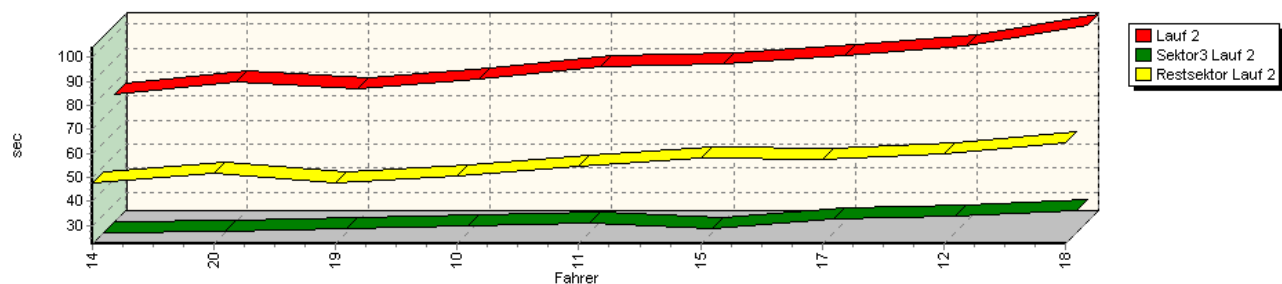
Speed-Diagramm Lauf 2



Sektor-Diagramm (Start) Lauf 2

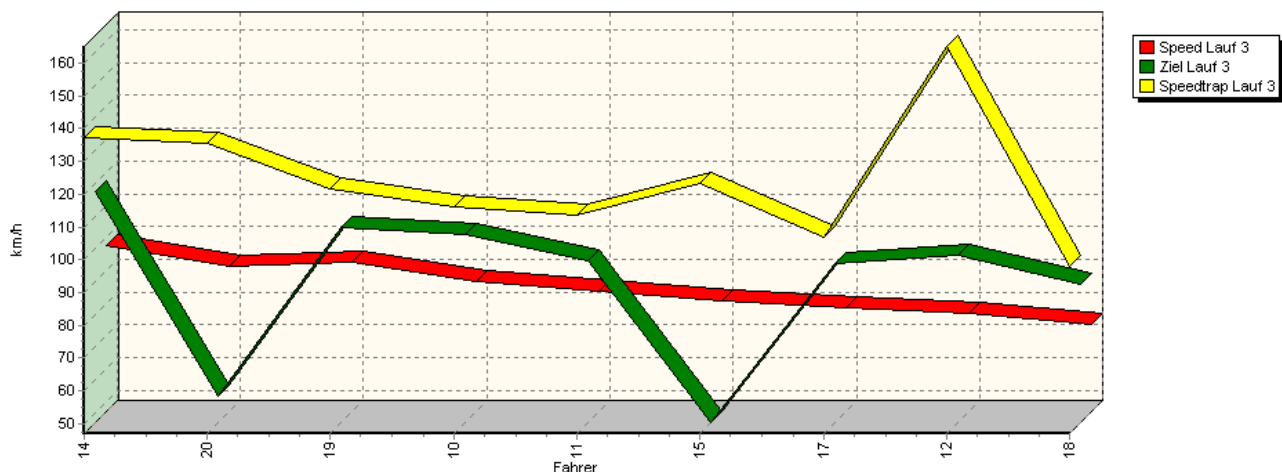


Sektor-Diagramm (Rest) Lauf 2

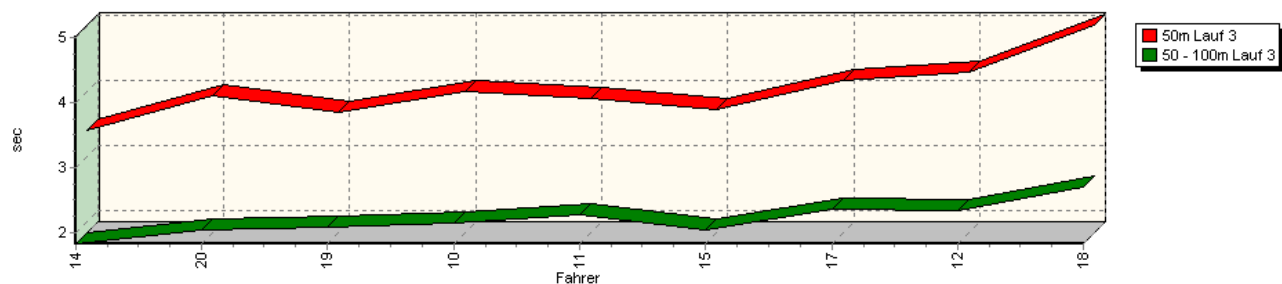


Sektorzeiten & Speeds - Rennen - Sport- und Tourenwagen

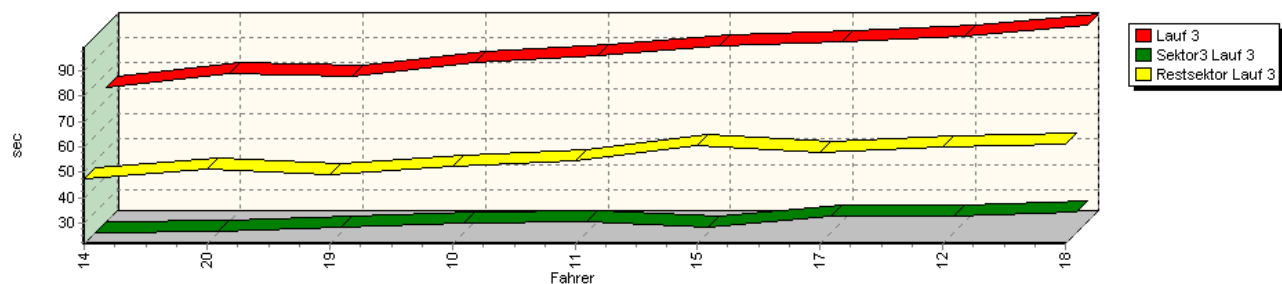
Speed-Diagramm Lauf 3



Sektor-Diagramm (Start) Lauf 3

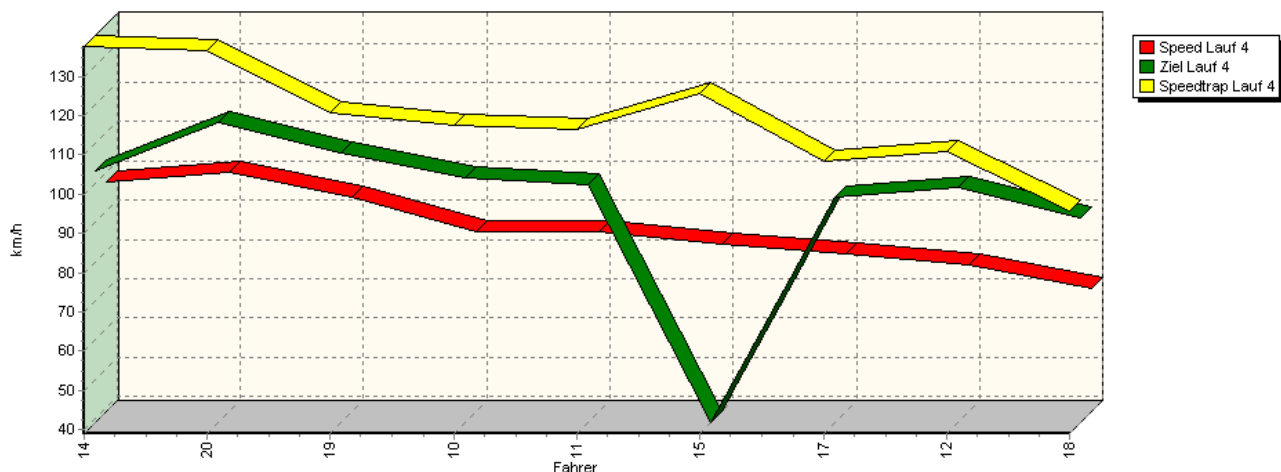


Sektor-Diagramm (Rest) Lauf 3

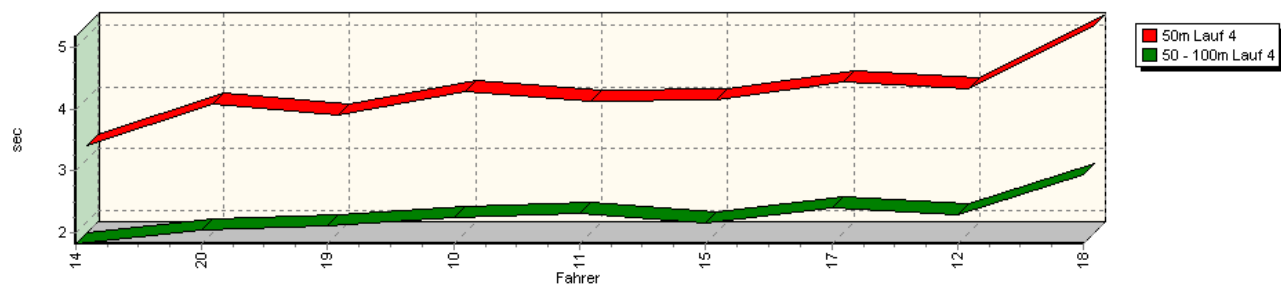


Sektorzeiten & Speeds - Rennen - Sport- und Tourenwagen

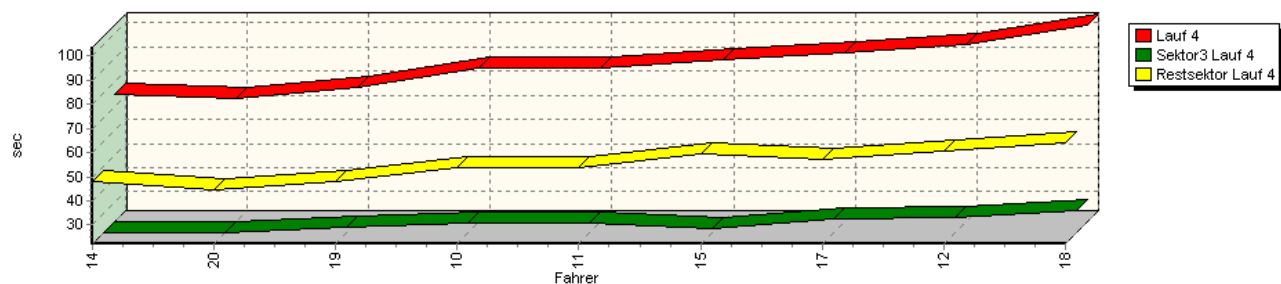
Speed-Diagramm Lauf 4



Sektor-Diagramm (Start) Lauf 4



Sektor-Diagramm (Rest) Lauf 4



Rg.	Nr.	Sektor 1 (50m)	Sektor 2 (50-100m)	Sektor 3	Speed Trap	Sektor 4	Speed (Ziel)	Laufzeit	Speed (Lauf)	
1	14	URLAND Ronny		Trabant 601						
		Lauf 1:	00:03.373	00:01.821	00:22.849	137,44 km/h	00:48.662	112,72 km/h	01:16.705	95,27 km/h
		Lauf 2:	00:03.371	00:01.842	00:22.365	136,43 km/h	00:47.563	118,28 km/h	01:15.141	97,26 km/h
		Lauf 3:	00:03.393	00:01.834	00:22.045	137,40 km/h	00:47.537	117,61 km/h	01:14.809	97,69 km/h
		Lauf 4:	00:03.238	00:01.813	00:22.216	137,58 km/h	00:47.860	102,99 km/h	01:15.127	97,28 km/h



43. Osnabrücker ADAC Bergrennen

21. und 22. August 2010

Deutsche Bergmeisterschaft 2010

DMSB Bergpokal für Tourenwagen und Rennsportfahrzeuge

DMSB Classic-Berg-Pokal - KW Gruppe H Berg-Cup



Sektorzeiten & Speeds - Rennen - Sport- und Tourenwagen

Rg.	Nr.		Sektor 1 (50m)	Sektor 2 (50-100m)	Sektor 3	Speed Trap	Sektor 4	Speed (Ziel)	Laufzeit	Speed (Lauf)
2	20	WOYACK Carsten	Seat Leon Cupra R							
		Lauf 1:	00:04.054	00:02.123	00:23.133	135,42 km/h	00:52.021	71,45 km/h	01:21.331	89,85 km/h
		Lauf 2:	00:03.928	00:02.113	00:22.806	134,90 km/h	00:51.866	99,89 km/h	01:20.713	90,54 km/h
		Lauf 3:	00:03.938	00:02.052	00:22.750	135,63 km/h	00:51.277	55,16 km/h	01:20.017	91,33 km/h
		Lauf 4:	00:03.902	00:02.044	00:22.384	136,49 km/h	00:44.774	115,29 km/h	01:13.104	99,97 km/h
3	19	BASSE Wolfgang	Martini Renault Formel 3							
		Lauf 1:	00:03.829	00:02.104	00:24.842	122,05 km/h	00:49.890	112,67 km/h	01:20.665	90,60 km/h
		Lauf 2:	00:03.668	00:02.082	00:24.230	121,73 km/h	00:47.873	112,41 km/h	01:17.853	93,87 km/h
		Lauf 3:	00:03.677	00:02.087	00:24.186	121,63 km/h	00:49.130	106,62 km/h	01:19.080	92,41 km/h
		Lauf 4:	00:03.724	00:02.098	00:24.448	120,69 km/h	00:47.774	107,74 km/h	01:18.044	93,64 km/h
4	10	FRANZ Jörg	Austin Mini							
		Lauf 1:	00:04.160	00:02.229	00:26.242	118,12 km/h	00:50.704	105,85 km/h	01:23.335	87,69 km/h
		Lauf 2:	00:03.975	00:02.159	00:25.179	117,34 km/h	00:50.381	105,94 km/h	01:21.694	89,46 km/h
		Lauf 3:	00:03.990	00:02.158	00:25.764	116,01 km/h	00:52.387	104,25 km/h	01:24.299	86,69 km/h
		Lauf 4:	00:04.100	00:02.236	00:26.341	117,63 km/h	00:53.492	101,50 km/h	01:26.169	84,81 km/h
5	11	HAUSSTÄTTER Lothar	Lotus Europa Spezial							
		Lauf 1:	00:04.077	00:02.239	00:27.146	114,05 km/h	00:56.334	98,93 km/h	01:29.796	81,38 km/h
		Lauf 2:	00:03.885	00:02.221	00:26.322	115,92 km/h	00:54.568	90,86 km/h	01:26.996	84,00 km/h
		Lauf 3:	00:03.896	00:02.289	00:26.608	113,46 km/h	00:54.439	96,32 km/h	01:27.232	83,78 km/h
		Lauf 4:	00:03.948	00:02.313	00:26.214	116,53 km/h	00:53.634	99,62 km/h	01:26.109	84,87 km/h
6	15	SCHAAR Peter	GMC F40 Aproximada							
		Lauf 1:	00:03.866	00:02.029	00:24.164	127,04 km/h	01:00.296	11,26 km/h	01:30.355	80,88 km/h
		Lauf 2:	00:03.985	00:02.174	00:24.160	127,05 km/h	00:57.819	74,44 km/h	01:28.138	82,92 km/h
		Lauf 3:	00:03.726	00:02.036	00:24.224	123,40 km/h	01:00.774	46,99 km/h	01:30.760	80,52 km/h
		Lauf 4:	00:03.979	00:02.151	00:24.075	125,76 km/h	00:59.232	39,02 km/h	01:29.437	81,71 km/h
7	17	STIEREN Max	Alfa Romeo Alfetta GTV 2.0							
		Lauf 1:	00:04.302	00:02.365	00:28.634	108,60 km/h	00:57.375	91,85 km/h	01:32.676	78,86 km/h
		Lauf 2:	00:04.156	00:02.385	00:27.845	108,64 km/h	00:57.330	95,59 km/h	01:31.716	79,68 km/h
		Lauf 3:	00:04.168	00:02.372	00:28.334	107,00 km/h	00:57.851	95,63 km/h	01:32.725	78,81 km/h
		Lauf 4:	00:04.270	00:02.387	00:28.152	108,23 km/h	00:57.381	96,42 km/h	01:32.190	79,27 km/h
8	12	SCHMELZER Klaus	Ford Capri I							
		Lauf 1:	00:04.531	00:02.320	00:28.147	108,39 km/h	00:59.308	99,78 km/h	01:34.306	77,49 km/h
		Lauf 2:	00:04.258	00:02.290	00:29.148	107,05 km/h	00:59.934	99,47 km/h	01:35.630	76,42 km/h
		Lauf 3:	00:04.293	00:02.341	00:28.410	165,08 km/h	00:59.904	98,03 km/h	01:34.948	76,97 km/h
		Lauf 4:	00:04.154	00:02.286	00:28.584	110,70 km/h	01:00.506	98,83 km/h	01:35.530	76,50 km/h
9	18	KÖSTER Christoph	Glas 1700 GT							
		Lauf 1:	00:05.118	00:03.242	00:40.476	70,37 km/h	01:35.536	54,43 km/h	02:24.372	50,62 km/h
		Lauf 2:	00:05.054	00:02.865	00:31.834	95,28 km/h	01:04.351	86,70 km/h	01:44.104	70,20 km/h
		Lauf 3:	00:05.015	00:02.712	00:30.044	98,20 km/h	01:01.325	89,34 km/h	01:39.096	73,75 km/h
		Lauf 4:	00:05.185	00:02.944	00:31.496	95,64 km/h	01:04.039	91,19 km/h	01:43.664	70,50 km/h