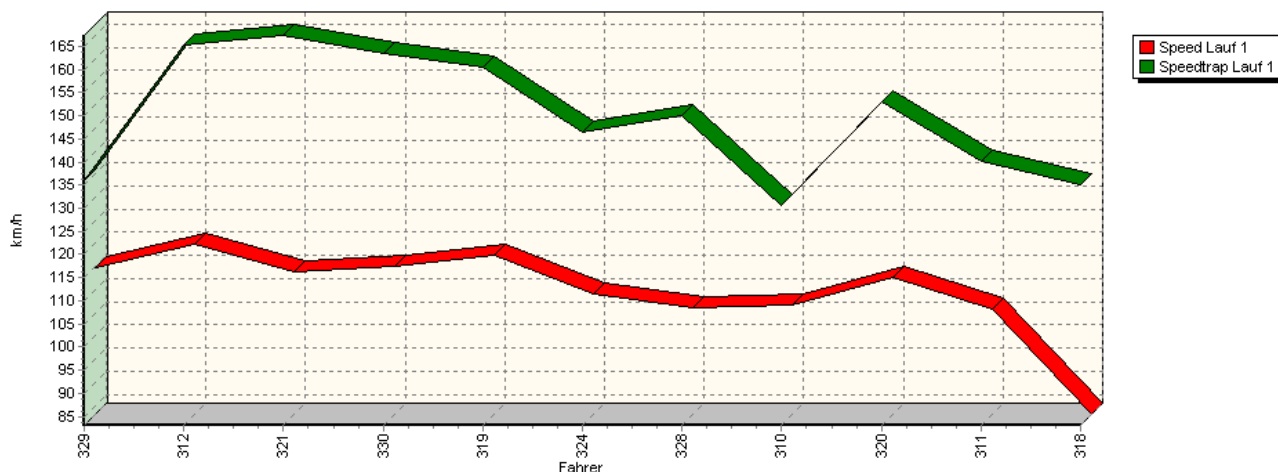
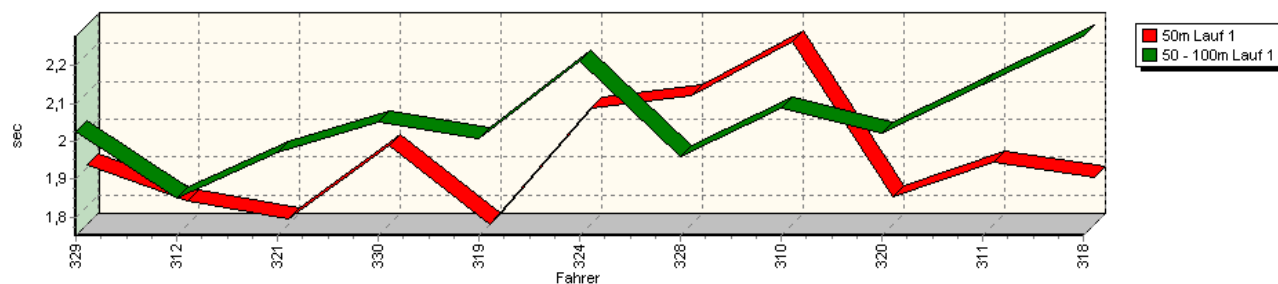


Sektorzeiten & Speeds - Gruppe H (DMSB, OSK) bis 1600 ccm - Klasse 21

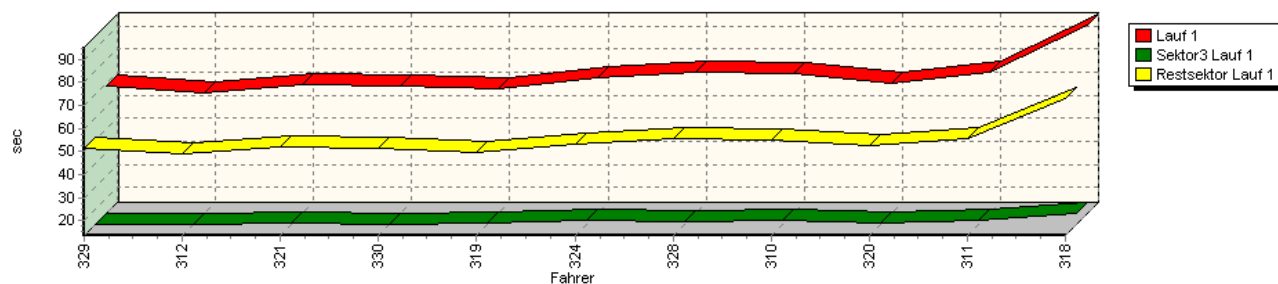
Speed-Diagramm Lauf 1



Sektor-Diagramm (Start) Lauf 1

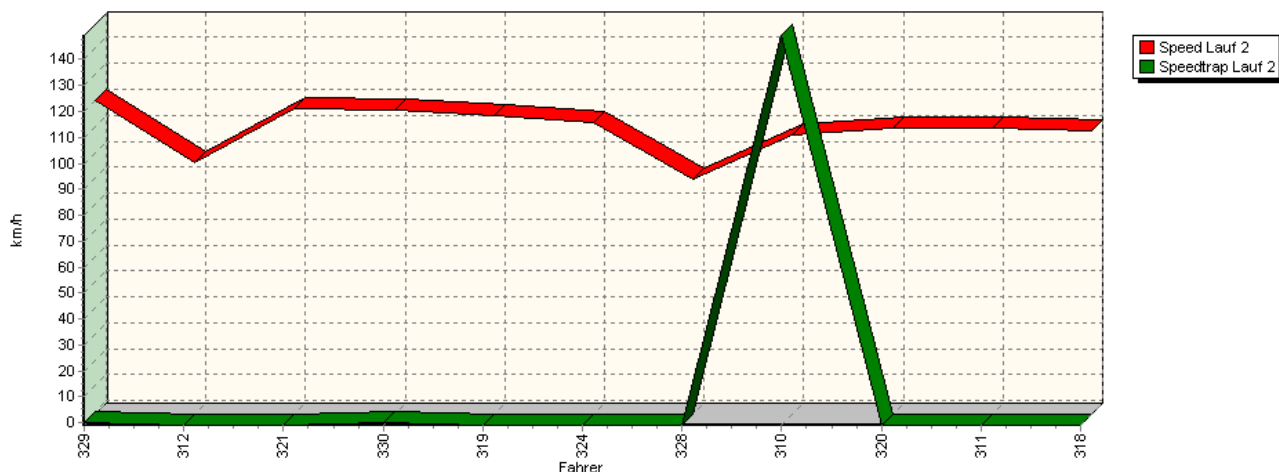


Sektor-Diagramm (Rest) Lauf 1

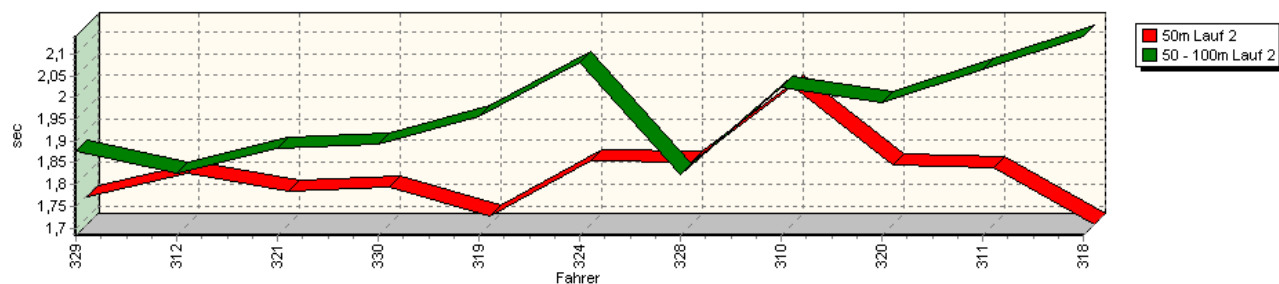


Sektorzeiten & Speeds - Gruppe H (DMSB, OSK) bis 1600 ccm - Klasse 21

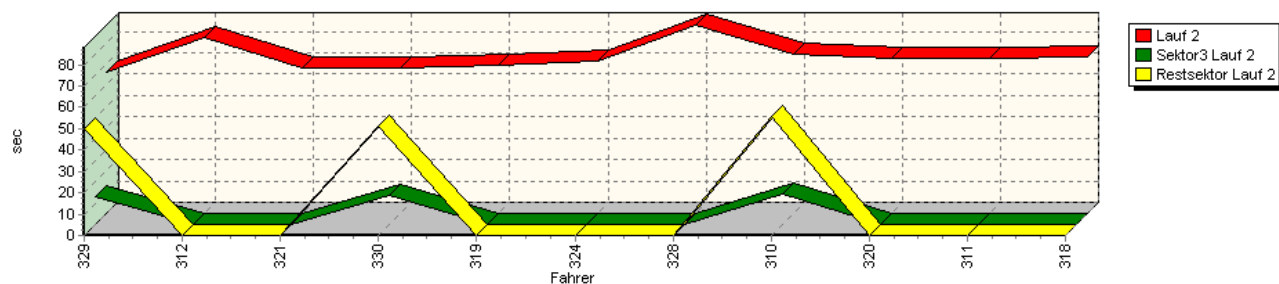
Speed-Diagramm Lauf 2



Sektor-Diagramm (Start) Lauf 2

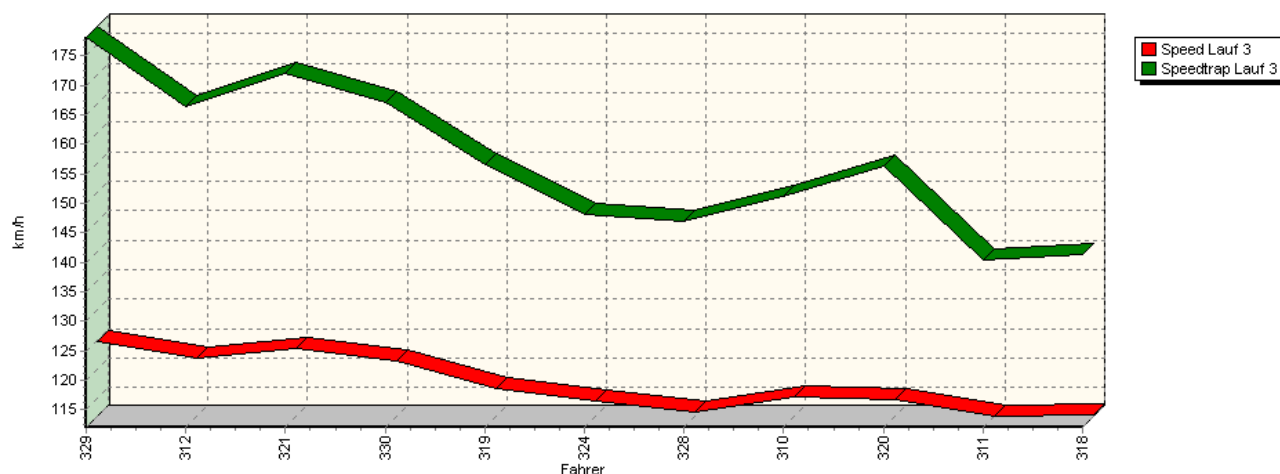


Sektor-Diagramm (Rest) Lauf 2

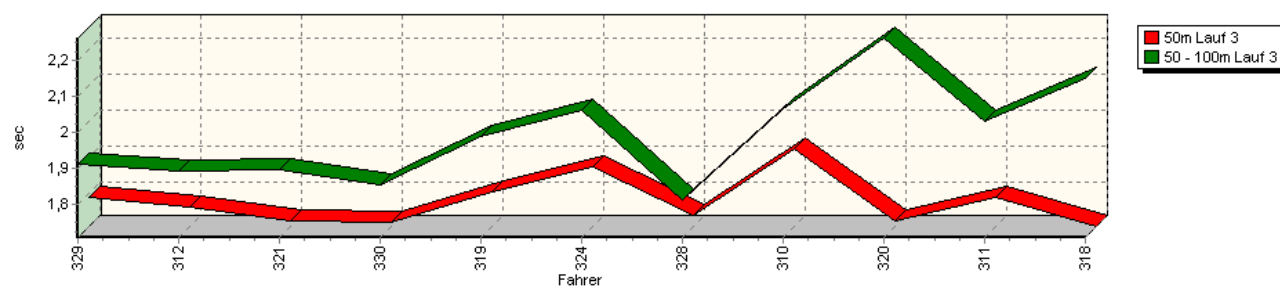


Sektorzeiten & Speeds - Gruppe H (DMSB, OSK) bis 1600 ccm - Klasse 21

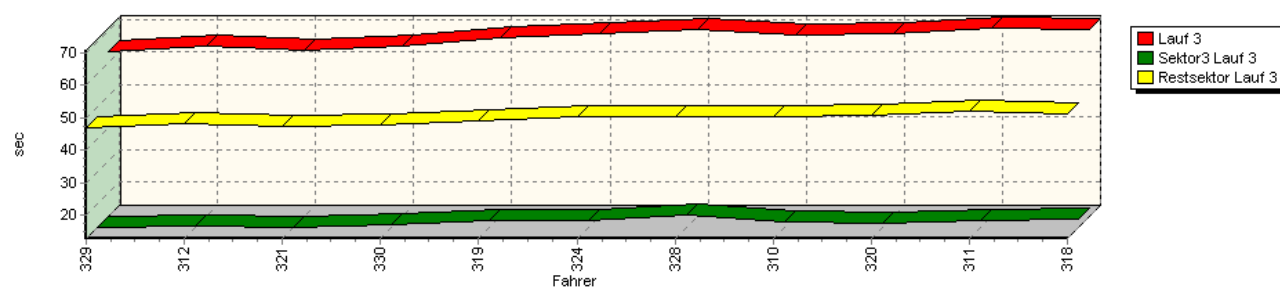
Speed-Diagramm Lauf 3



Sektor-Diagramm (Start) Lauf 3

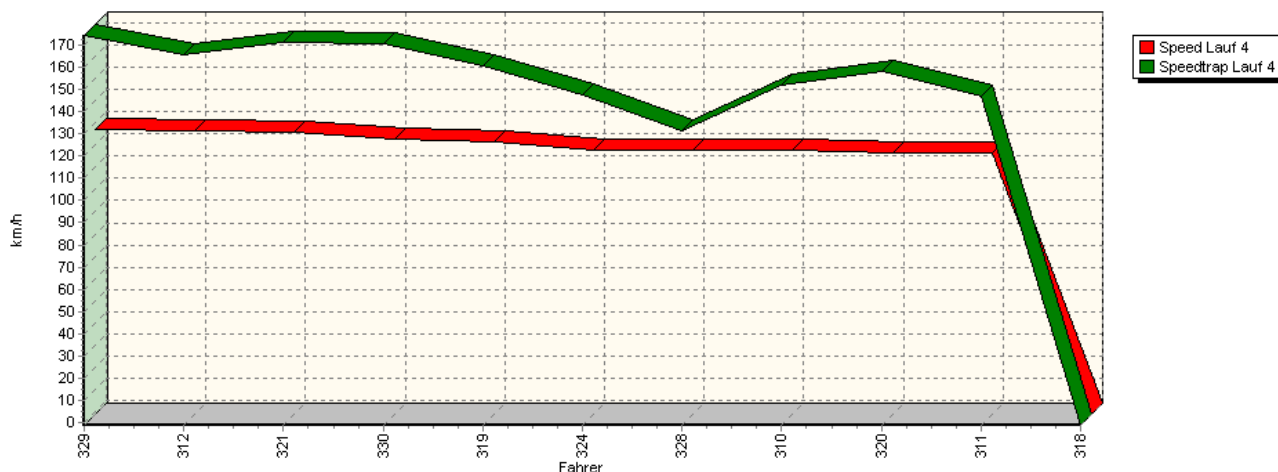


Sektor-Diagramm (Rest) Lauf 3

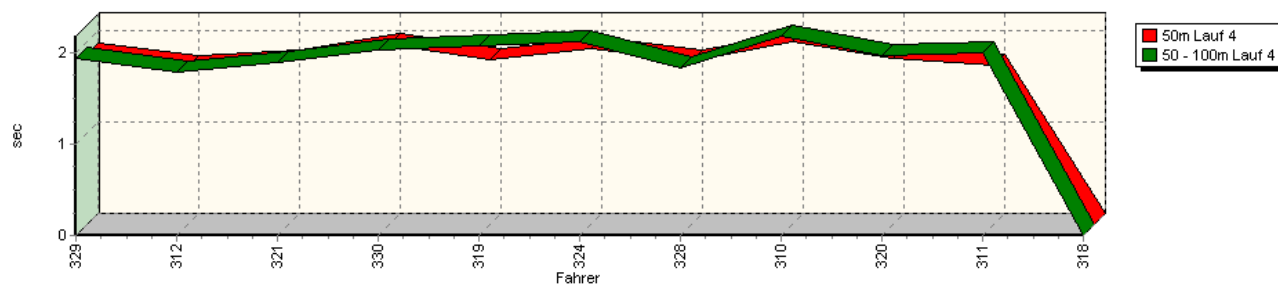


Sektorzeiten & Speeds - Gruppe H (DMSB, OSK) bis 1600 ccm - Klasse 21

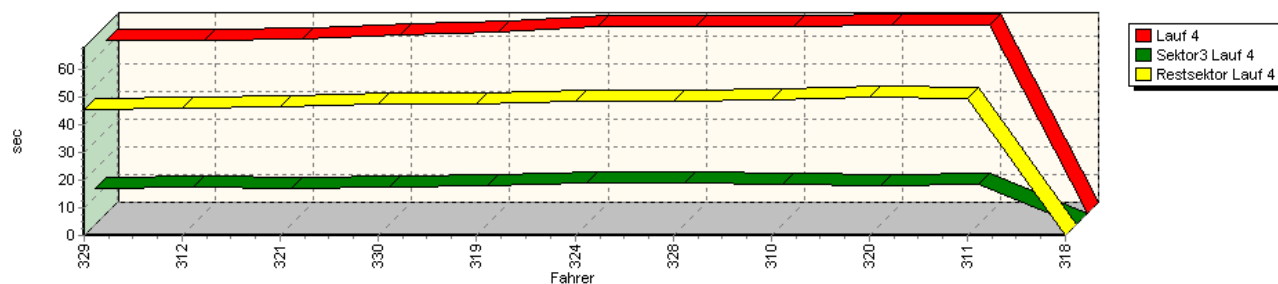
Speed-Diagramm Lauf 4



Sektor-Diagramm (Start) Lauf 4



Sektor-Diagramm (Rest) Lauf 4



Rg.	Nr.	Sektor 1 (15m)	Sektor 2 (15-50m)	Sektor 3	Speed Trap	Sektor 4	Laufzeit	Speed (Lauf)	
1	329	SCHNEIDER Valentin		VW TSM Golf 16V					
		Lauf 1:	00:01.910	00:02.025	00:13.485	136,07 km/h	00:51.567	01:08.987	114,80 km/h
		Lauf 2:	00:01.747	00:01.876	00:12.869	0,00 km/h	00:49.657	01:06.149	119,73 km/h
		Lauf 3:	00:01.789	00:01.910	00:12.812	178,16 km/h	00:47.061	01:03.572	124,58 km/h
		Lauf 4:	00:01.861	00:01.941	00:12.862	174,15 km/h	00:45.688	01:02.352	127,02 km/h

Sektorzeiten & Speeds - Gruppe H (DMSB, OSK) bis 1600 ccm - Klasse 21

Rg.	Nr.		Sektor 1 (15m)	Sektor 2 (15-50m)	Sektor 3	Speed Trap	Sektor 4	Laufzeit	Speed (Lauf)
2	312	ROHR Werner		Toyota Corolla AE 86					
		Lauf 1:	00:01.812	00:01.849	00:13.684	165,38 km/h	00:48.693	01:06.038	119,93 km/h
		Lauf 2:	00:01.802	00:01.826	*	* km/h	*	01:22.476	96,03 km/h
		Lauf 3:	00:01.762	00:01.892	00:13.390	166,47 km/h	00:47.991	01:05.035	121,78 km/h
		Lauf 4:	00:01.728	00:01.780	00:13.396	165,65 km/h	00:45.788	01:02.692	126,33 km/h
3	321	PAULITSCH Hans		VW Scirocco					
		Lauf 1:	00:01.766	00:01.970	00:13.850	167,33 km/h	00:51.917	01:09.503	113,95 km/h
		Lauf 2:	00:01.760	00:01.883	*	* km/h	*	01:07.822	116,78 km/h
		Lauf 3:	00:01.725	00:01.898	00:12.994	172,07 km/h	00:47.481	01:04.098	123,56 km/h
		Lauf 4:	00:01.785	00:01.882	00:13.001	171,14 km/h	00:46.344	01:03.012	125,69 km/h
4	330	MAIER Helmut		VW Spiess-Golf					
		Lauf 1:	00:01.959	00:02.051	00:13.700	163,52 km/h	00:51.086	01:08.796	115,12 km/h
		Lauf 2:	00:01.770	00:01.893	00:13.572	0,00 km/h	00:51.014	01:08.249	116,05 km/h
		Lauf 3:	00:01.722	00:01.854	00:13.767	167,24 km/h	00:47.916	01:05.259	121,36 km/h
		Lauf 4:	00:01.966	00:02.022	00:13.420	170,19 km/h	00:47.299	01:04.707	122,40 km/h
5	319	AUCHTER Tobias		Opel Corsa GSI 16V					
		Lauf 1:	00:01.751	00:02.007	00:13.896	160,38 km/h	00:49.742	01:07.396	117,51 km/h
		Lauf 2:	00:01.703	00:01.958	*	* km/h	*	01:09.472	114,00 km/h
		Lauf 3:	00:01.803	00:01.987	00:14.843	156,52 km/h	00:49.174	01:07.807	116,80 km/h
		Lauf 4:	00:01.799	00:02.068	00:13.980	160,52 km/h	00:47.528	01:05.375	121,15 km/h
6	324	SEITZ Jürgen		Ford Escort MK3					
		Lauf 1:	00:02.059	00:02.212	00:15.436	146,36 km/h	00:52.960	01:12.667	108,99 km/h
		Lauf 2:	00:01.830	00:02.082	*	* km/h	*	01:11.134	111,34 km/h
		Lauf 3:	00:01.872	00:02.060	00:14.920	148,03 km/h	00:50.284	01:09.136	114,56 km/h
		Lauf 4:	00:01.916	00:02.111	00:14.882	147,45 km/h	00:48.362	01:07.271	117,73 km/h
7	328	KORESCH Rainer		Ford Escort					
		Lauf 1:	00:02.093	00:01.958	00:14.961	150,07 km/h	00:55.575	01:14.587	106,18 km/h
		Lauf 2:	00:01.826	00:01.822	*	* km/h	*	01:28.208	89,79 km/h
		Lauf 3:	00:01.739	00:01.813	00:16.492	146,86 km/h	00:50.187	01:10.231	112,77 km/h
		Lauf 4:	00:01.776	00:01.826	00:15.213	131,23 km/h	00:48.544	01:07.359	117,58 km/h
8	310	OULEVAY Christophe		VW Scirocco					
		Lauf 1:	00:02.235	00:02.089	00:15.018	130,49 km/h	00:54.791	01:14.133	106,84 km/h
		Lauf 2:	00:02.002	00:02.022	00:14.587	149,31 km/h	00:55.703	01:14.314	106,57 km/h
		Lauf 3:	00:01.925	00:02.063	00:14.503	151,16 km/h	00:50.230	01:08.721	115,25 km/h
		Lauf 4:	00:01.991	00:02.176	00:14.402	151,53 km/h	00:48.889	01:07.458	117,41 km/h
9	320	STURM Bernhard		VW Scirocco					
		Lauf 1:	00:01.826	00:02.020	00:14.066	153,00 km/h	00:52.304	01:10.216	112,80 km/h
		Lauf 2:	00:01.820	00:01.989	*	* km/h	*	01:12.396	109,40 km/h
		Lauf 3:	00:01.726	00:02.260	00:14.221	156,44 km/h	00:50.797	01:09.004	114,78 km/h
		Lauf 4:	00:01.816	00:01.961	00:13.968	157,88 km/h	00:50.168	01:07.913	116,62 km/h
10	311	HALBHEER Beat		Citroen Saxo					
		Lauf 1:	00:01.915	00:02.151	00:15.045	140,06 km/h	00:55.737	01:14.848	105,81 km/h
		Lauf 2:	00:01.812	00:02.065	*	* km/h	*	01:12.428	109,35 km/h
		Lauf 3:	00:01.791	00:02.031	00:14.856	140,46 km/h	00:52.040	01:10.718	112,00 km/h
		Lauf 4:	00:01.744	00:02.000	00:14.514	146,79 km/h	00:49.708	01:07.966	116,53 km/h

Sektorzeiten & Speeds - Gruppe H (DMSB, OSK) bis 1600 ccm - Klasse 21

Rg.	Nr.		Sektor 1 (15m)	Sektor 2 (15-50m)	Sektor 3	Speed Trap	Sektor 4	Laufzeit	Speed (Lauf)
11	318	STEGMANN Tobias		Honda CRX					
		Lauf 1:	00:01.874	00:02.278	00:18.352	135,11 km/h	01:12.780	01:35.284	83,12 km/h
		Lauf 2:	00:01.683	00:02.141	*	* km/h	*	01:13.189	108,21 km/h
		Lauf 3:	00:01.709	00:02.149	00:15.493	141,43 km/h	00:51.152	01:10.503	112,34 km/h
		Lauf 4:	*	*	*	* km/h	*	*	* km/h