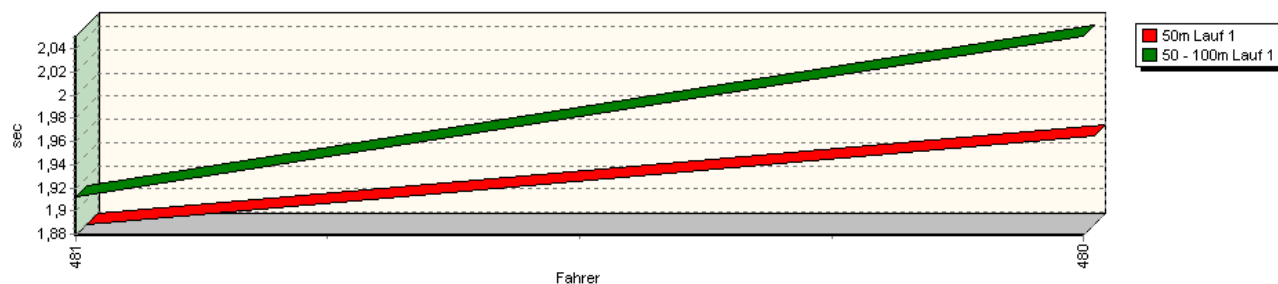


Sektorzeiten & Speeds - Gruppe E2-SH

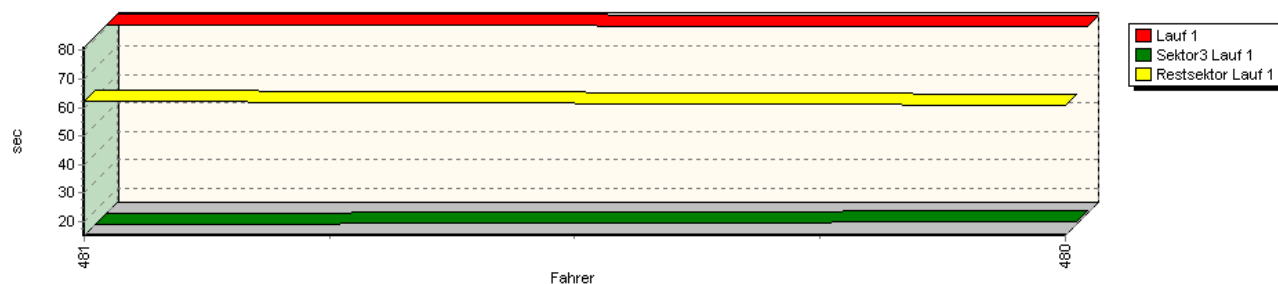
Speed-Diagramm Lauf 1



Sektor-Diagramm (Start) Lauf 1

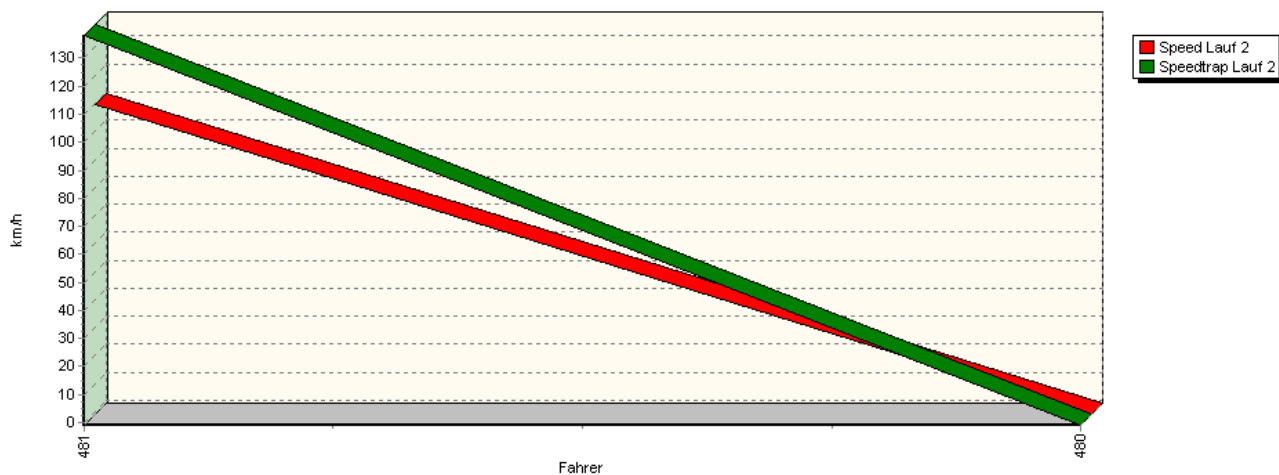


Sektor-Diagramm (Rest) Lauf 1

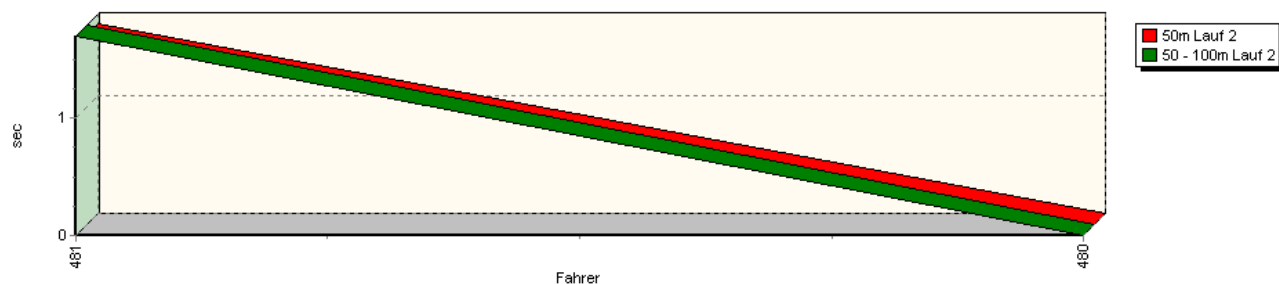


Sektorzeiten & Speeds - Gruppe E2-SH

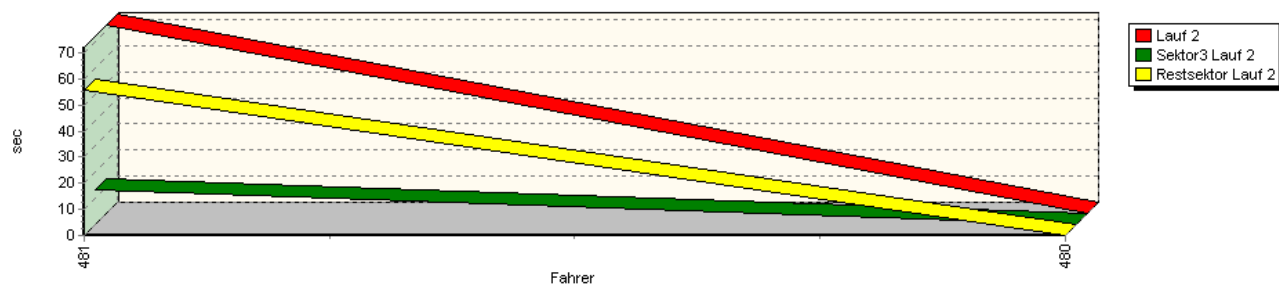
Speed-Diagramm Lauf 2



Sektor-Diagramm (Start) Lauf 2

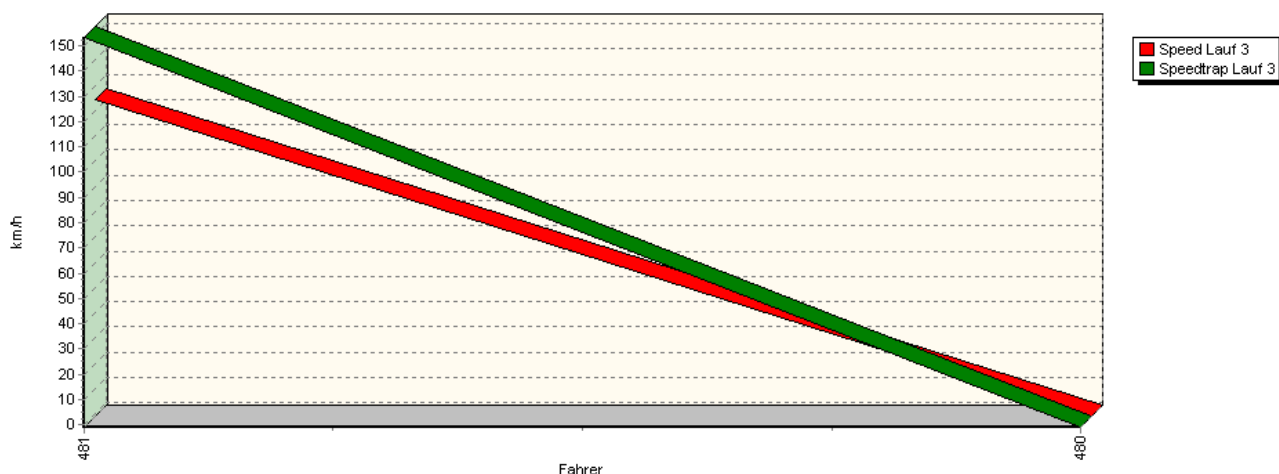


Sektor-Diagramm (Rest) Lauf 2

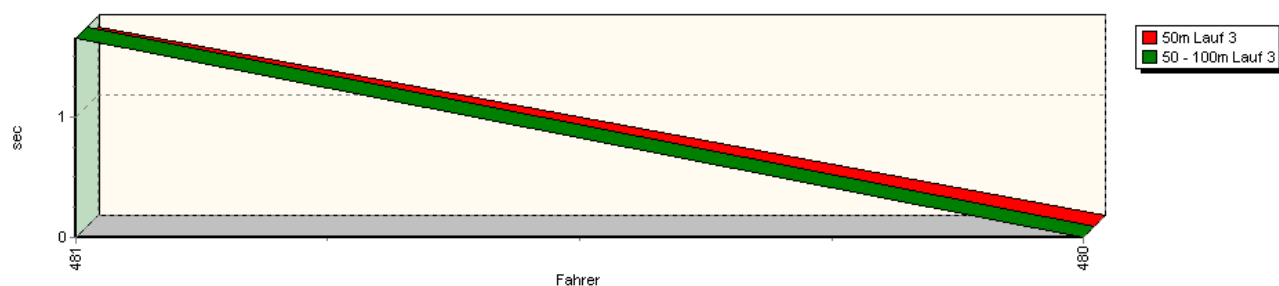


Sektorzeiten & Speeds - Gruppe E2-SH

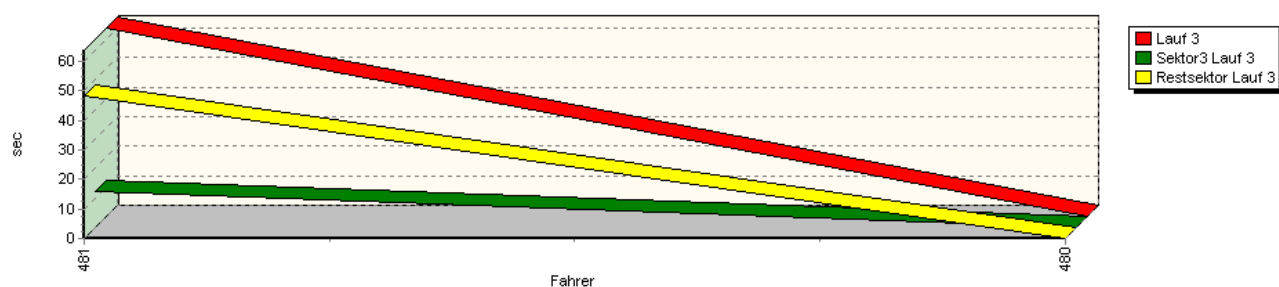
Speed-Diagramm Lauf 3



Sektor-Diagramm (Start) Lauf 3

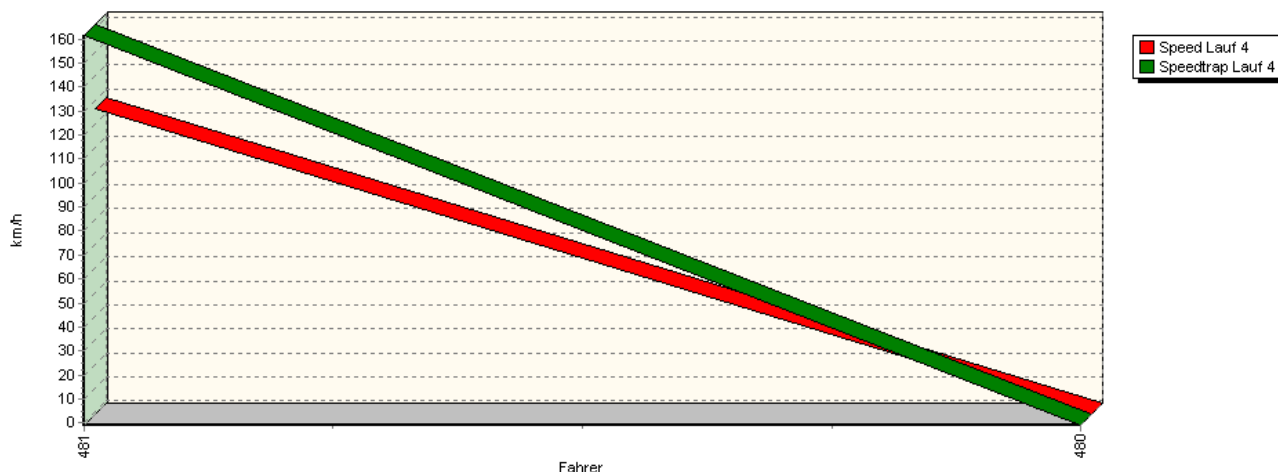


Sektor-Diagramm (Rest) Lauf 3

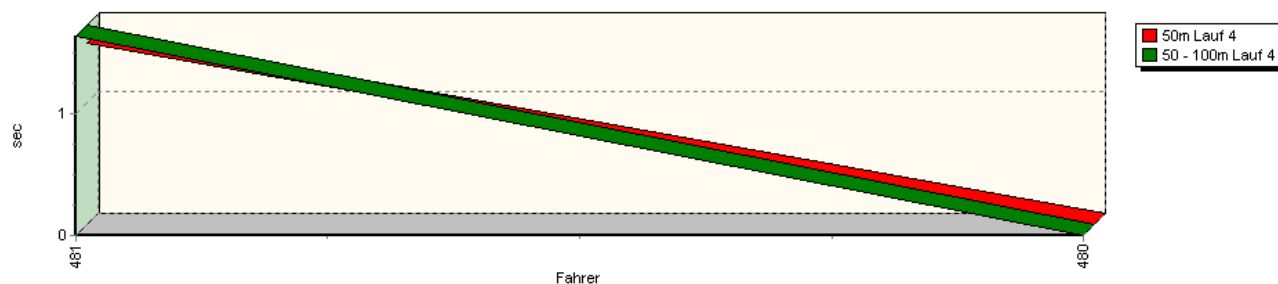


Sektorzeiten & Speeds - Gruppe E2-SH

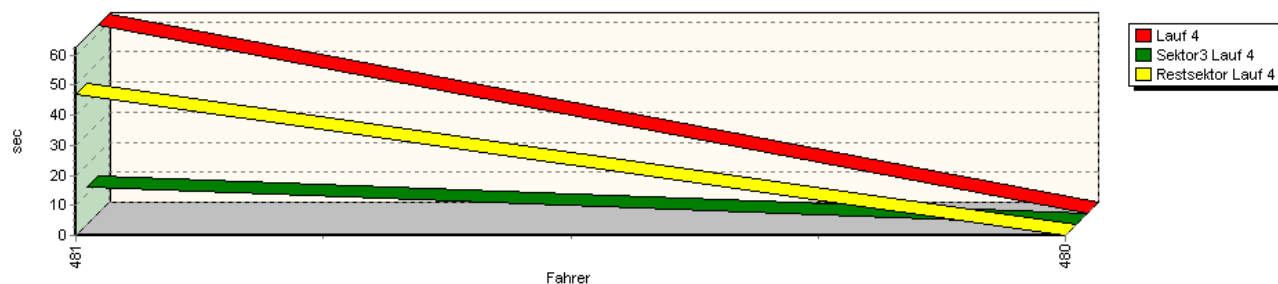
Speed-Diagramm Lauf 4



Sektor-Diagramm (Start) Lauf 4



Sektor-Diagramm (Rest) Lauf 4



Rg.	Nr.	Sektor 1 (15m)	Sektor 2 (15-50m)	Sektor 3	Speed Trap	Sektor 4	Laufzeit	Speed (Lauf)	
1	481	PACHER Georg		PRC					
		Lauf 1:	00:01.879	00:01.912	00:15.183	124,37 km/h	01:02.120	01:21.094	97,67 km/h
		Lauf 2:	00:01.604	00:01.685	00:13.314	138,12 km/h	00:55.575	01:12.178	109,73 km/h
		Lauf 3:	00:01.572	00:01.662	00:12.393	153,28 km/h	00:48.139	01:03.766	124,20 km/h
		Lauf 4:	00:01.489	00:01.643	00:12.483	161,55 km/h	00:47.035	01:02.650	126,42 km/h

Sektorzeiten & Speeds - Gruppe E2-SH

Rg.	Nr.		Sektor 1 (15m)	Sektor 2 (15-50m)	Sektor 3	Speed Trap	Sektor 4	Laufzeit	Speed (Lauf)
2	480	MIETHKE Günter		VW 1302 RS					
		Lauf 1:	00:01.955	00:02.051	00:15.917	135,80 km/h	01:00.531	01:20.454	98,44 km/h
		Lauf 2:	*	*	*	* km/h	*	*	* km/h
		Lauf 3:	*	*	*	* km/h	*	*	* km/h
		Lauf 4:	*	*	*	* km/h	*	*	* km/h