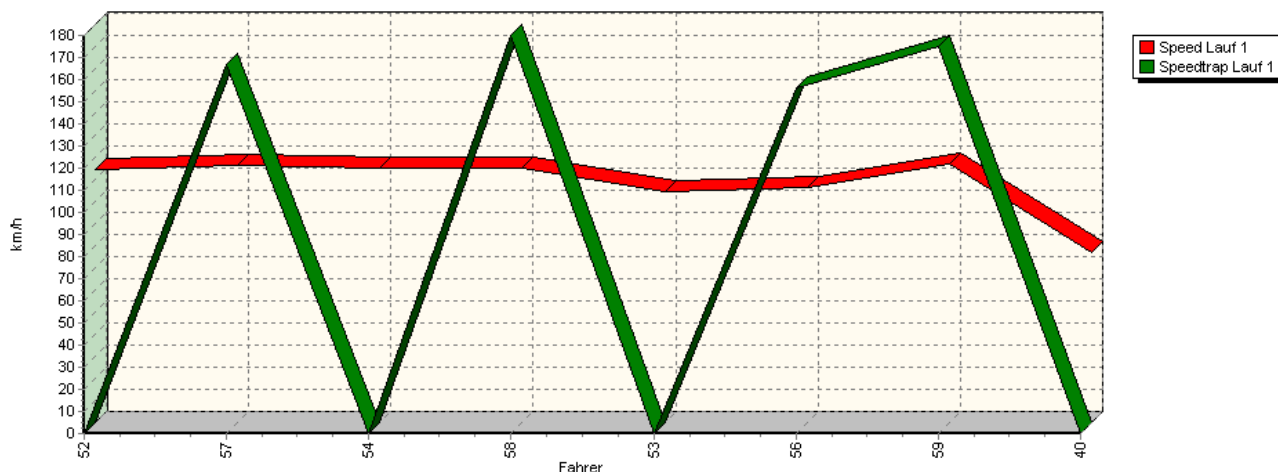
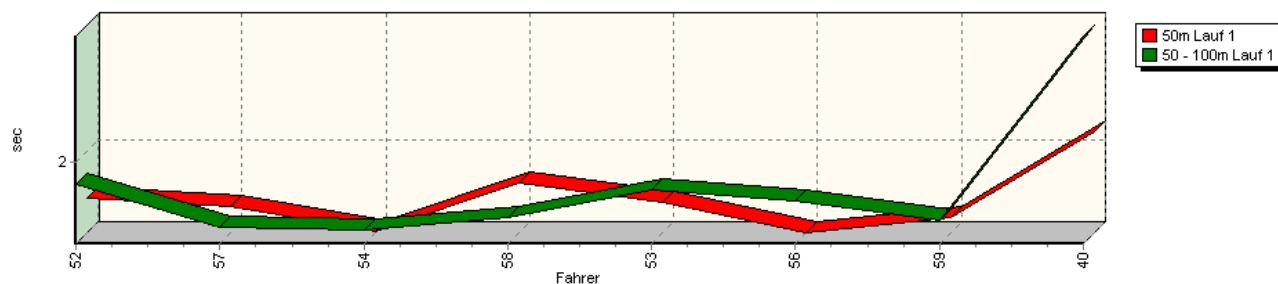


Sektorzeiten & Speeds - Gruppe E2-SC/CSC (DMSB)

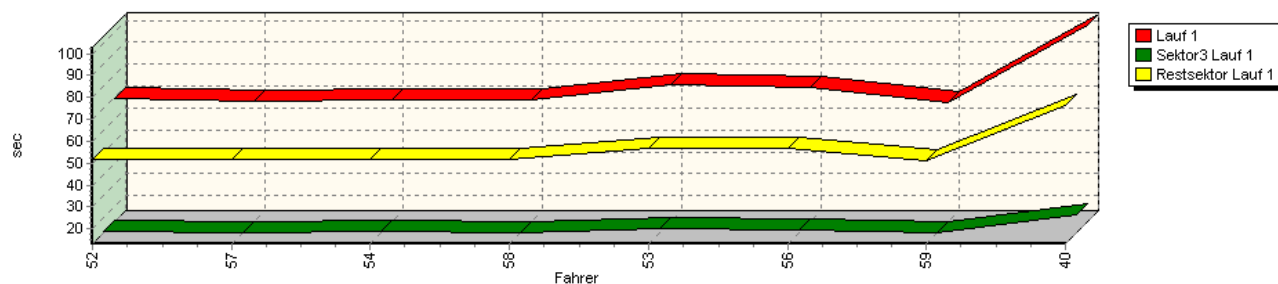
Speed-Diagramm Lauf 1



Sektor-Diagramm (Start) Lauf 1

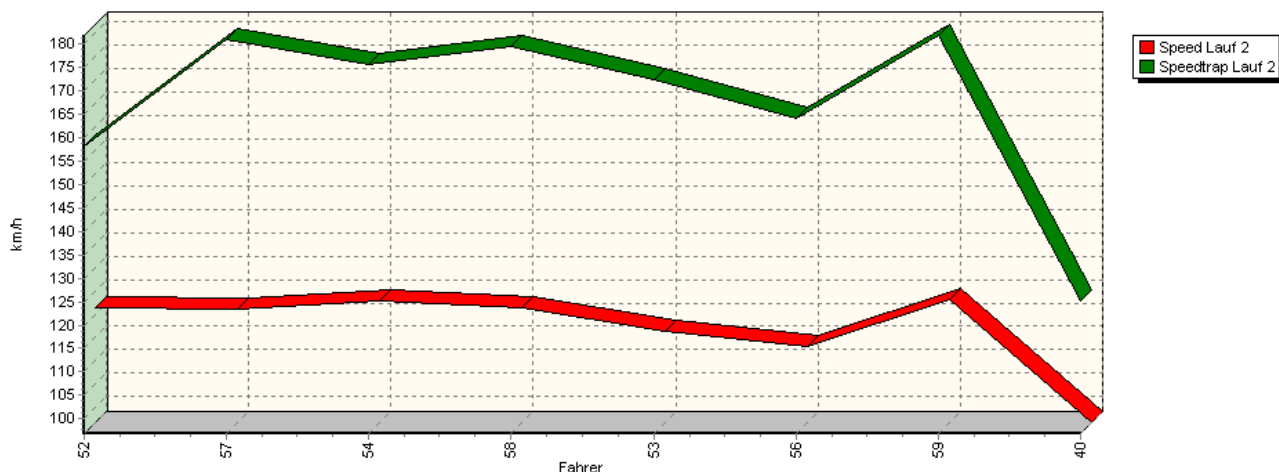


Sektor-Diagramm (Rest) Lauf 1

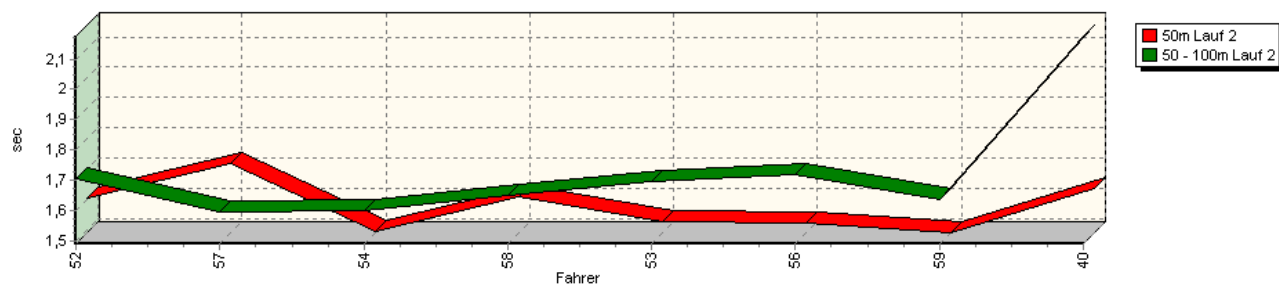


Sektorzeiten & Speeds - Gruppe E2-SC/CSC (DMSB)

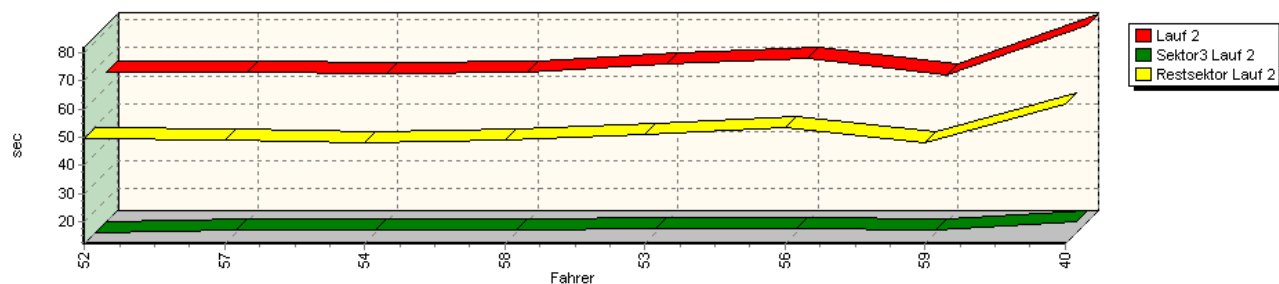
Speed-Diagramm Lauf 2



Sektor-Diagramm (Start) Lauf 2



Sektor-Diagramm (Rest) Lauf 2

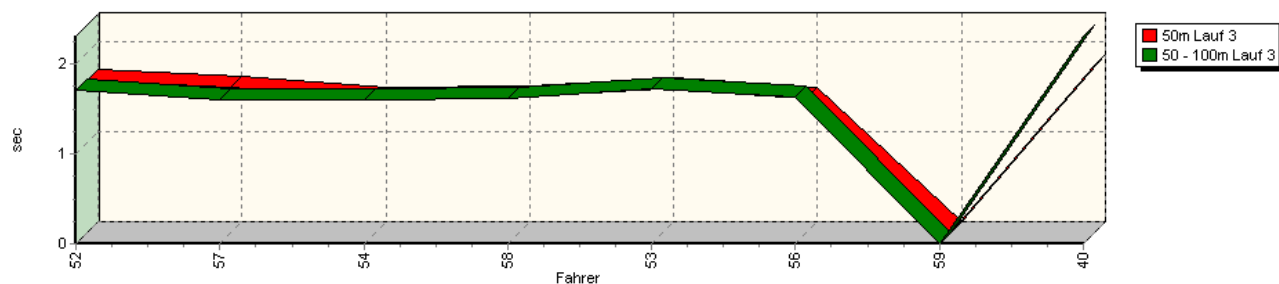


Sektorzeiten & Speeds - Gruppe E2-SC/CSC (DMSB)

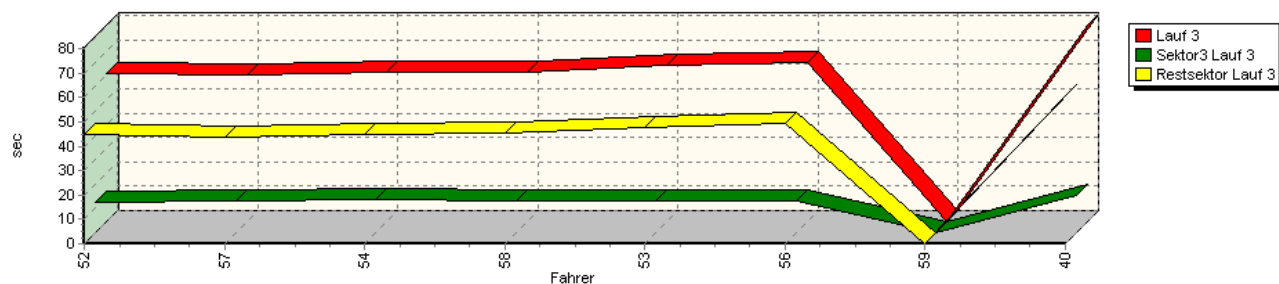
Speed-Diagramm Lauf 3



Sektor-Diagramm (Start) Lauf 3



Sektor-Diagramm (Rest) Lauf 3

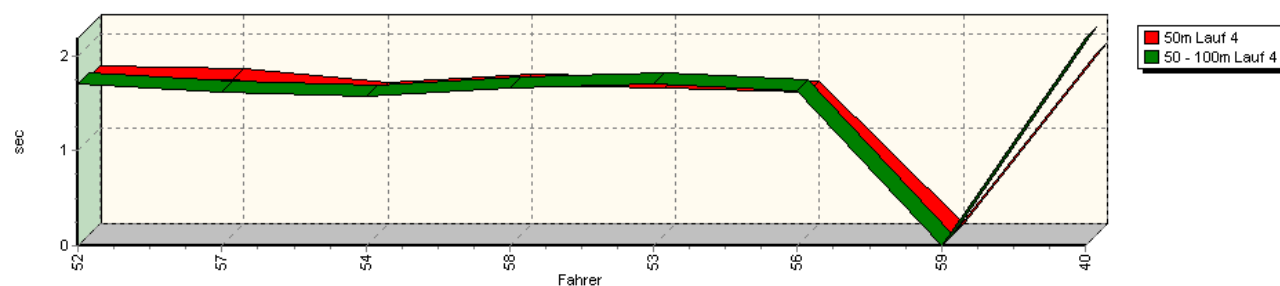


Sektorzeiten & Speeds - Gruppe E2-SC/CSC (DMSB)

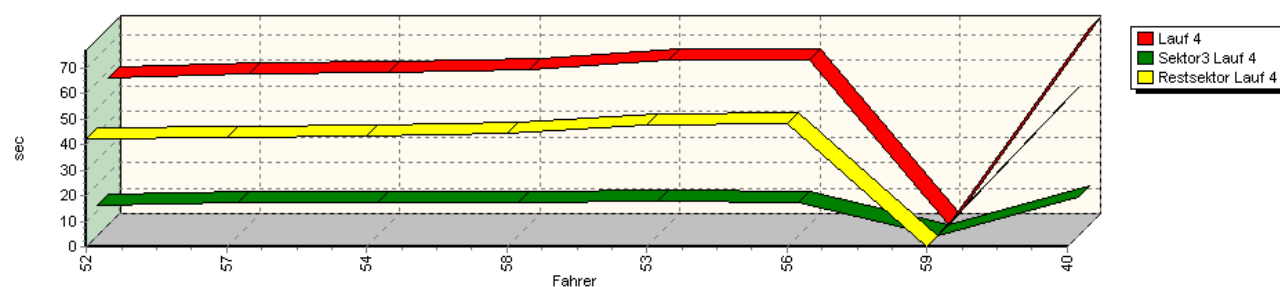
Speed-Diagramm Lauf 4



Sektor-Diagramm (Start) Lauf 4



Sektor-Diagramm (Rest) Lauf 4



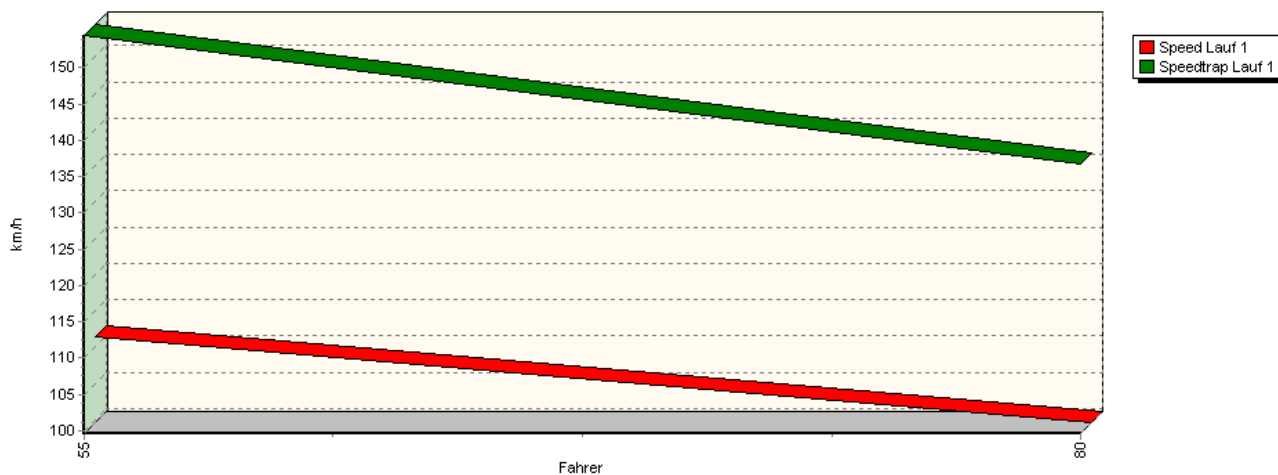
Rg.	Nr.	Sektor 1 (15m)	Sektor 2 (15-50m)	Sektor 3	Speed Trap	Sektor 4	Laufzeit	Speed (Lauf)	
1	52	PERONI Fabrizio		Lucchini Honda					
		Lauf 1:	00:01.758	00:01.887	00:13.581	0,00 km/h	00:52.016	01:09.242	114,38 km/h
		Lauf 2:	00:01.604	00:01.703	00:12.263	158,35 km/h	00:49.632	01:05.202	121,47 km/h
		Lauf 3:	00:01.683	00:01.708	00:12.534	186,90 km/h	00:44.861	01:00.786	130,29 km/h
		Lauf 4:	00:01.662	00:01.714	00:12.097	187,48 km/h	00:42.137	00:57.610	137,47 km/h

Sektorzeiten & Speeds - Gruppe E2-SC/CSC (DMSB)

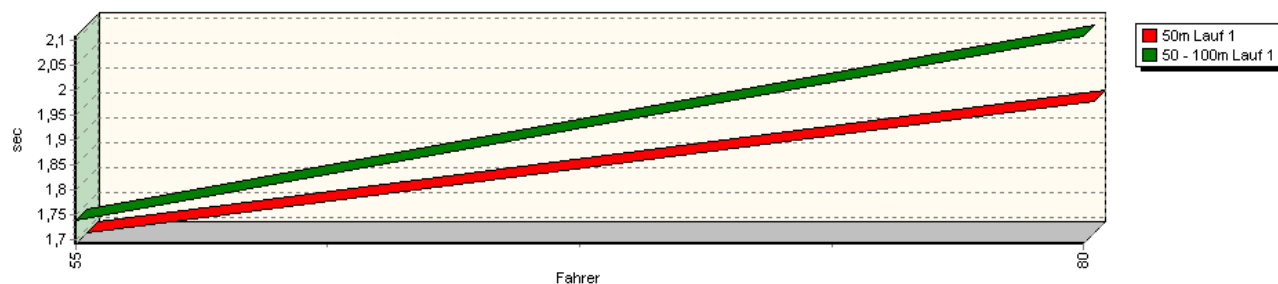
Rg.	Nr.		Sektor 1 (15m)	Sektor 2 (15-50m)	Sektor 3	Speed Trap	Sektor 4	Laufzeit	Speed (Lauf)
2	57	OLBRICH Georg		Osella PA21/P					
		Lauf 1:	00:01.713	00:01.667	00:13.255	166,96 km/h	00:51.464	01:08.099	116,30 km/h
		Lauf 2:	00:01.719	00:01.597	00:13.100	181,00 km/h	00:48.946	01:05.362	121,17 km/h
		Lauf 3:	00:01.612	00:01.592	00:12.975	180,49 km/h	00:43.793	00:59.972	132,06 km/h
		Lauf 4:	00:01.641	00:01.613	00:12.872	181,84 km/h	00:42.881	00:59.007	134,22 km/h
3	54	WOLPERT Uwe		UWR WFK					
		Lauf 1:	00:01.591	00:01.651	00:13.725	0,00 km/h	00:51.926	01:08.893	114,96 km/h
		Lauf 2:	00:01.495	00:01.601	00:13.429	175,64 km/h	00:47.914	01:04.439	122,91 km/h
		Lauf 3:	00:01.490	00:01.602	00:13.385	172,74 km/h	00:44.870	01:01.347	129,10 km/h
		Lauf 4:	00:01.492	00:01.575	00:12.894	176,21 km/h	00:43.315	00:59.276	133,61 km/h
4	58	GEBHARD Dino		Norma M20 2B					
		Lauf 1:	00:01.836	00:01.713	00:13.403	180,16 km/h	00:51.819	01:08.771	115,17 km/h
		Lauf 2:	00:01.609	00:01.649	00:13.161	179,43 km/h	00:48.858	01:05.277	121,33 km/h
		Lauf 3:	00:01.510	00:01.606	00:12.862	179,53 km/h	00:45.481	01:01.459	128,87 km/h
		Lauf 4:	00:01.578	00:01.660	00:12.815	180,45 km/h	00:44.599	01:00.652	130,58 km/h
5	53	AMANN Peter		PRC Honda					
		Lauf 1:	00:01.737	00:01.855	00:15.450	0,00 km/h	00:56.738	01:15.780	104,51 km/h
		Lauf 2:	00:01.528	00:01.698	00:13.714	172,37 km/h	00:51.182	01:08.122	116,26 km/h
		Lauf 3:	00:01.599	00:01.721	00:13.092	178,83 km/h	00:47.919	01:04.331	123,11 km/h
		Lauf 4:	00:01.553	00:01.714	00:13.349	174,25 km/h	00:47.598	01:04.214	123,34 km/h
6	56	LETMADE Bernd		Norma 1120					
		Lauf 1:	00:01.581	00:01.803	00:14.316	156,38 km/h	00:56.980	01:14.680	106,05 km/h
		Lauf 2:	00:01.522	00:01.719	00:13.551	164,03 km/h	00:53.180	01:09.972	113,19 km/h
		Lauf 3:	00:01.483	00:01.626	00:12.872	174,84 km/h	00:49.627	01:05.608	120,72 km/h
		Lauf 4:	00:01.505	00:01.634	00:12.797	178,48 km/h	00:48.364	01:04.300	123,17 km/h
7	59	BOBINGER Martin		Osella PA21					
		Lauf 1:	00:01.656	00:01.702	00:13.452	175,37 km/h	00:50.958	01:07.768	116,87 km/h
		Lauf 2:	00:01.490	00:01.638	00:13.078	181,88 km/h	00:48.167	01:04.373	123,03 km/h
		Lauf 3:	*	*	*	* km/h	*	*	* km/h
		Lauf 4:	*	*	*	* km/h	*	*	* km/h
8	40	SIEBERT Gerhard		Osella PA 18					
		Lauf 1:	00:02.095	00:02.642	00:21.469	0,00 km/h	01:16.695	01:42.901	76,97 km/h
		Lauf 2:	00:01.637	00:02.176	00:16.233	125,29 km/h	01:01.759	01:21.805	96,82 km/h
		Lauf 3:	00:01.856	00:02.305	00:15.553	138,19 km/h	01:00.950	01:20.664	98,19 km/h
		Lauf 4:	00:01.912	00:02.189	00:15.043	154,21 km/h	00:57.714	01:16.858	103,05 km/h

Sektorzeiten & Speeds - Gruppe E2-SC/CSC (DMSB)

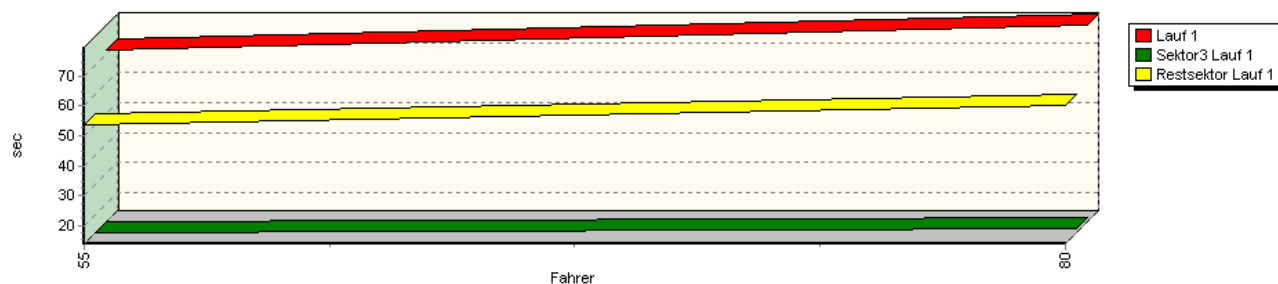
Speed-Diagramm Lauf 1



Sektor-Diagramm (Start) Lauf 1

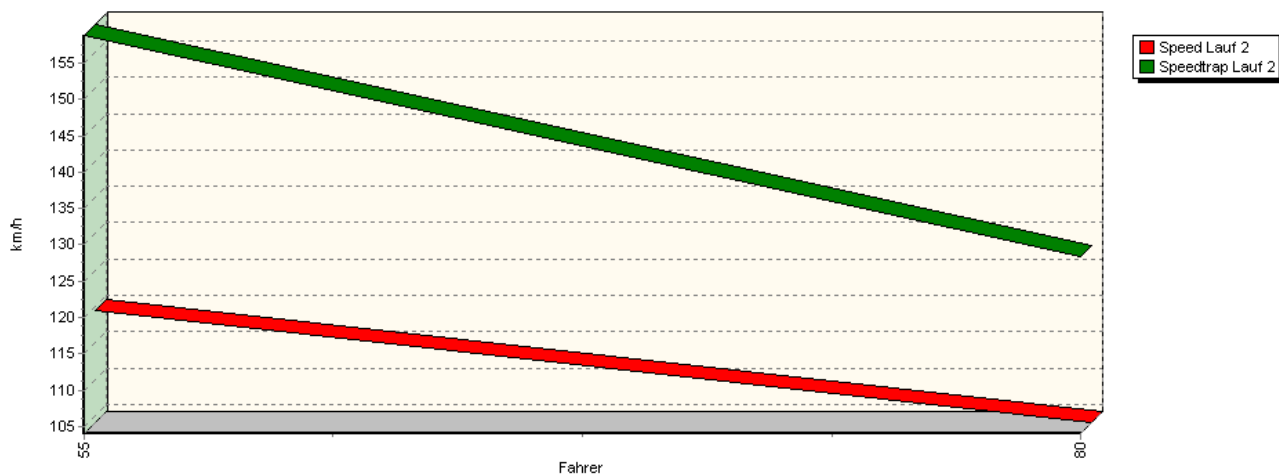


Sektor-Diagramm (Rest) Lauf 1



Sektorzeiten & Speeds - Gruppe E2-SC/CSC (DMSB)

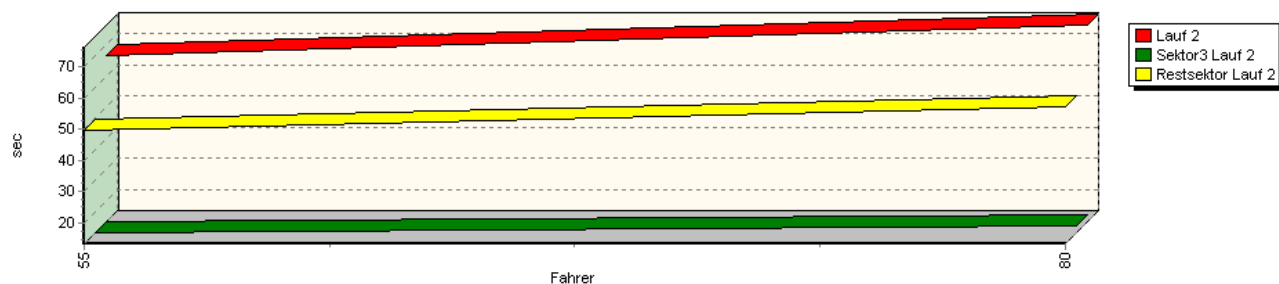
Speed-Diagramm Lauf 2



Sektor-Diagramm (Start) Lauf 2

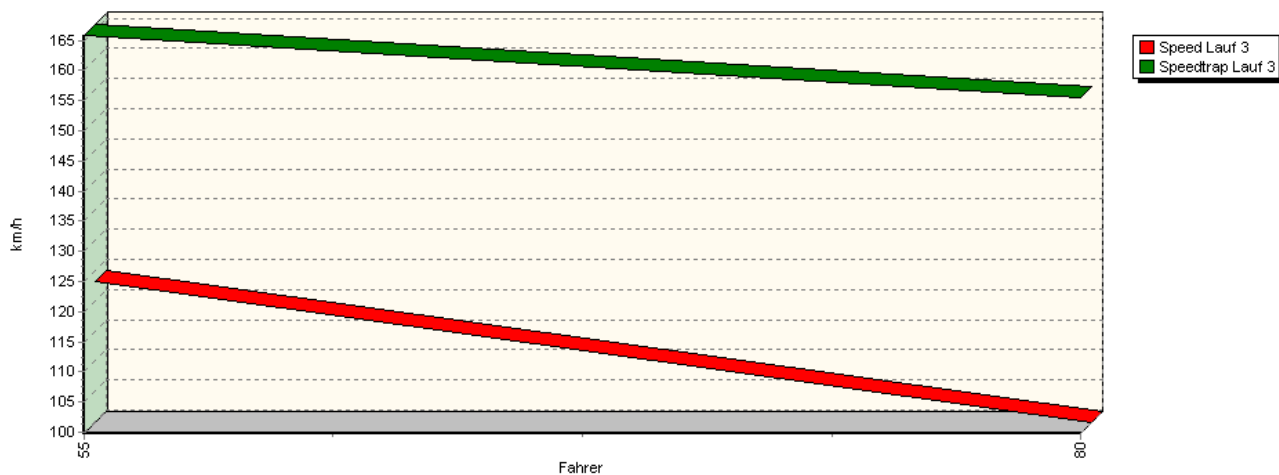


Sektor-Diagramm (Rest) Lauf 2

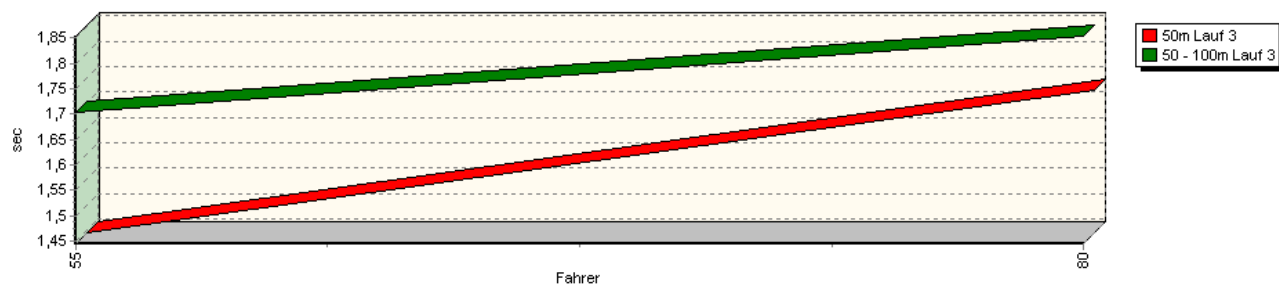


Sektorzeiten & Speeds - Gruppe E2-SC/CSC (DMSB)

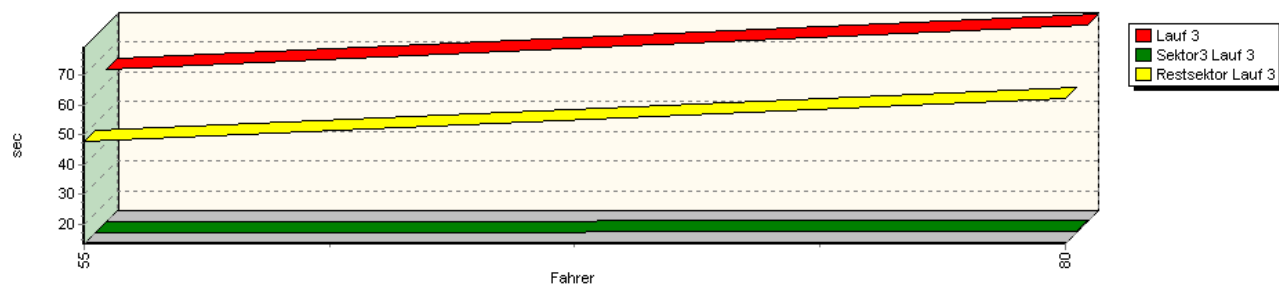
Speed-Diagramm Lauf 3



Sektor-Diagramm (Start) Lauf 3

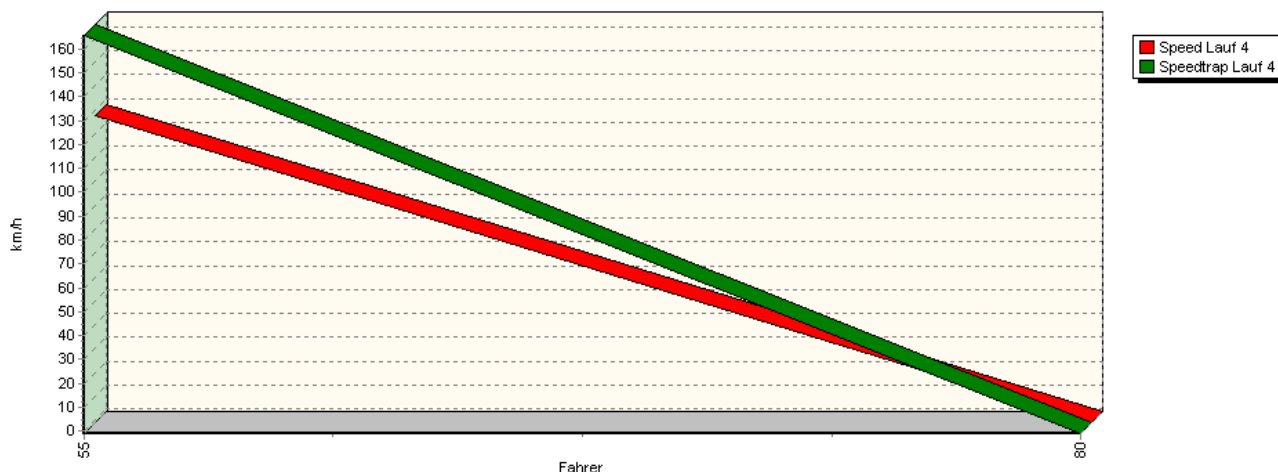


Sektor-Diagramm (Rest) Lauf 3

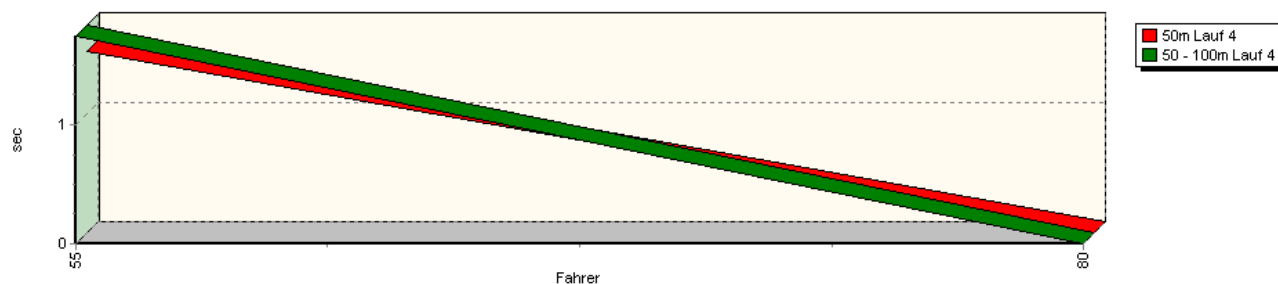


Sektorzeiten & Speeds - Gruppe E2-SC/CSC (DMSB)

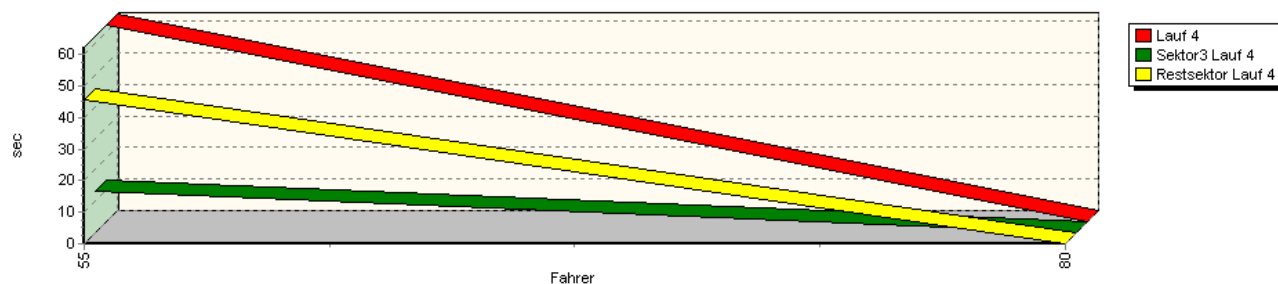
Speed-Diagramm Lauf 4



Sektor-Diagramm (Start) Lauf 4



Sektor-Diagramm (Rest) Lauf 4

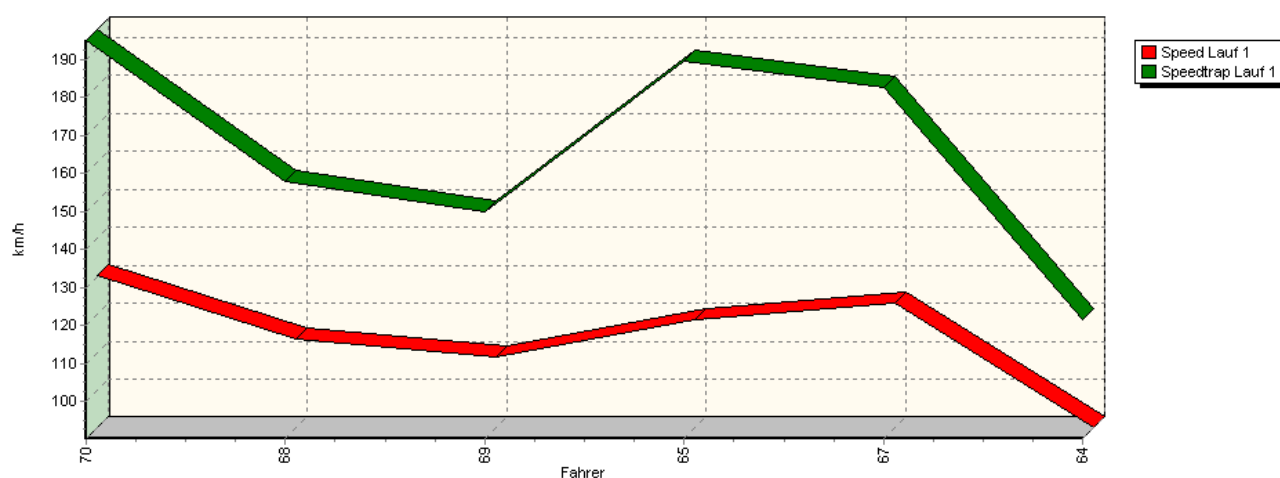


Rg.	Nr.	Sektor 1 (15m)	Sektor 2 (15-50m)	Sektor 3	Speed Trap	Sektor 4	Laufzeit	Speed (Lauf)	
1	55	BORMOLINI Luigi		Osella PA9					
		Lauf 1:	00:01.691	00:01.738	00:13.930	154,42 km/h	00:53.767	01:11.126	111,35 km/h
		Lauf 2:	00:01.523	00:01.744	00:13.379	158,80 km/h	00:49.692	01:06.338	119,39 km/h
		Lauf 3:	00:01.445	00:01.703	00:13.298	165,81 km/h	00:47.885	01:04.331	123,11 km/h
		Lauf 4:	00:01.525	00:01.741	00:13.304	165,64 km/h	00:45.631	01:02.201	127,33 km/h

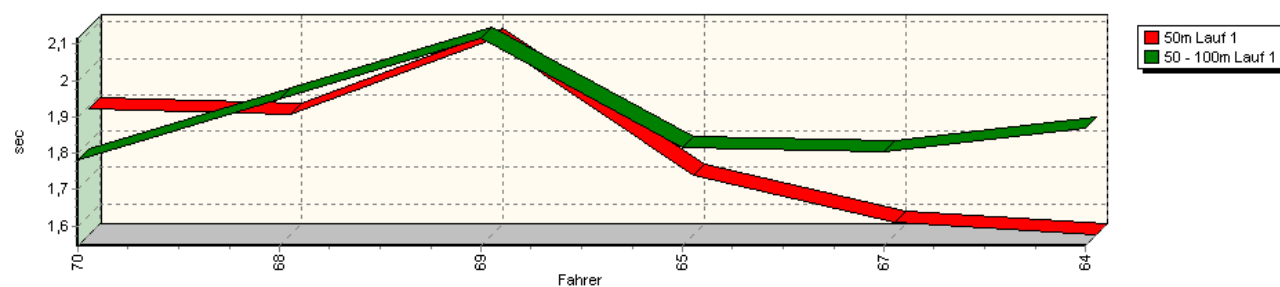
Sektorzeiten & Speeds - Gruppe E2-SC/CSC (DMSB)

Rg.	Nr.		Sektor 1 (15m)	Sektor 2 (15-50m)	Sektor 3	Speed Trap	Sektor 4	Laufzeit	Speed (Lauf)
2	80	COLLISI Stephan		Behnke Condor					
		Lauf 1:	00:01.955	00:02.109	00:15.261	136,69 km/h	01:00.171	01:19.496	99,63 km/h
		Lauf 2:	00:01.683	00:01.861	00:15.509	128,36 km/h	00:57.087	01:16.140	104,02 km/h
		Lauf 3:	00:01.726	00:01.854	00:13.659	155,47 km/h	01:02.133	01:19.372	99,78 km/h
		Lauf 4:	*	*	*	* km/h	*	*	* km/h

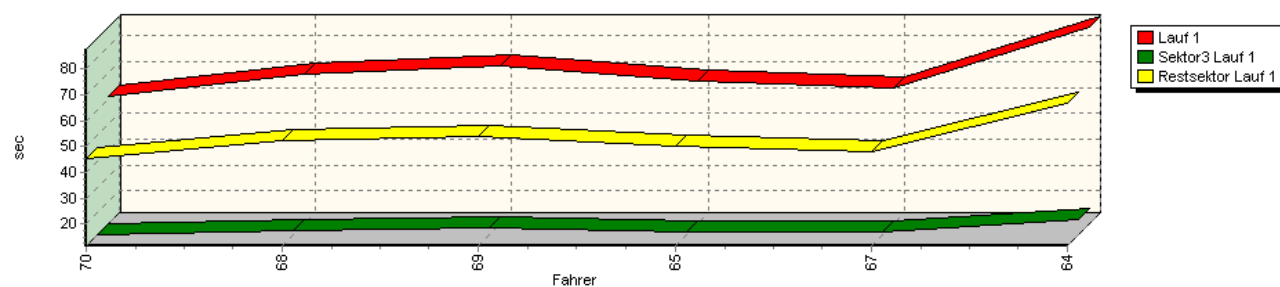
Speed-Diagramm Lauf 1



Sektor-Diagramm (Start) Lauf 1



Sektor-Diagramm (Rest) Lauf 1

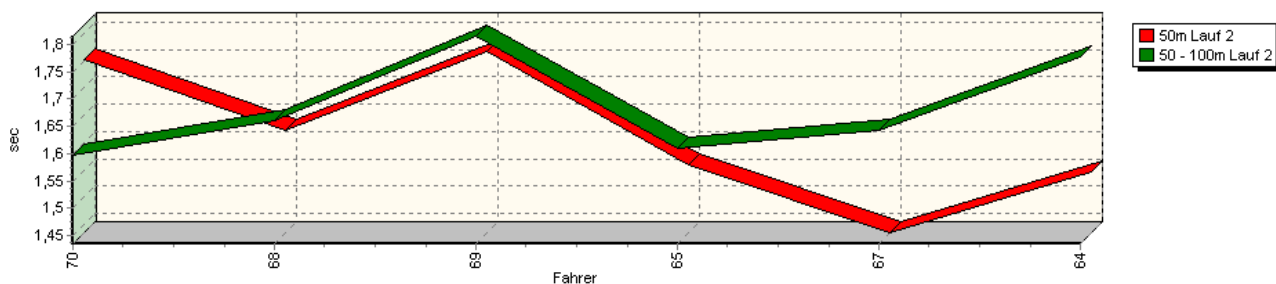


Sektorzeiten & Speeds - Gruppe E2-SC/CSC (DMSB)

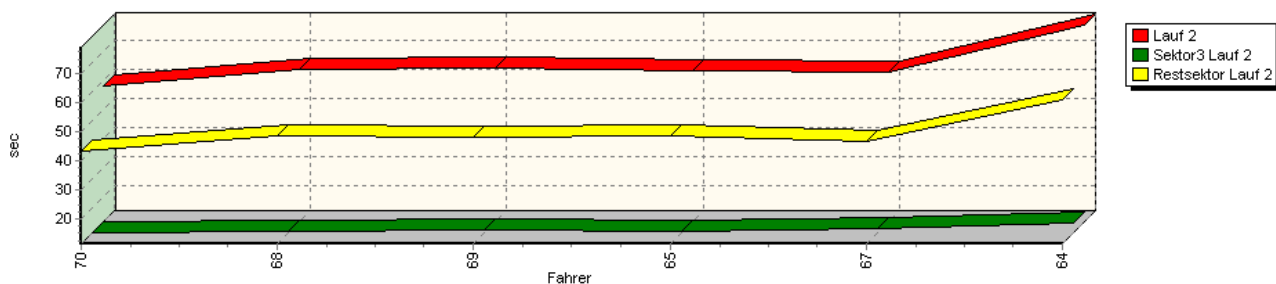
Speed-Diagramm Lauf 2



Sektor-Diagramm (Start) Lauf 2

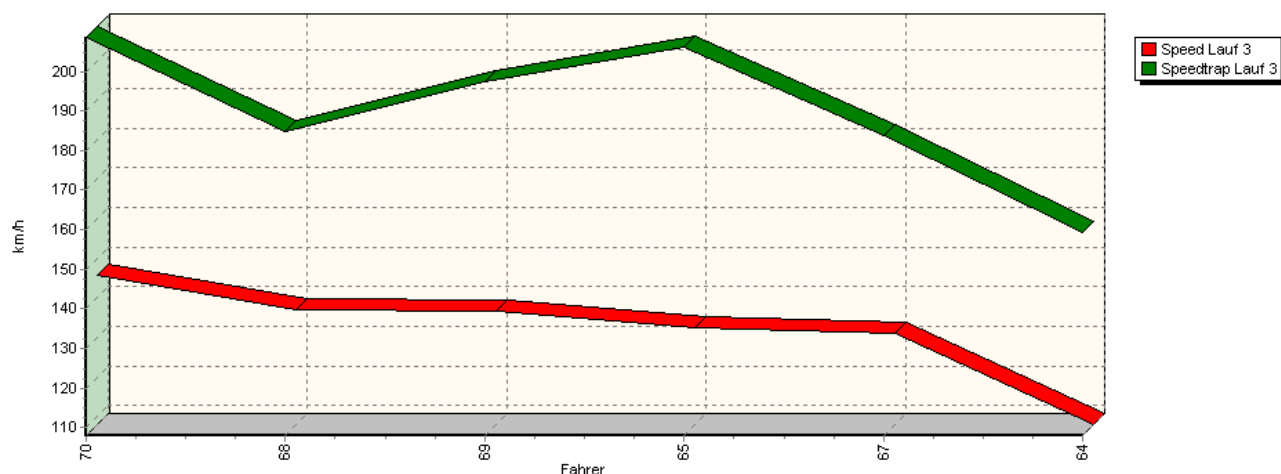


Sektor-Diagramm (Rest) Lauf 2



Sektorzeiten & Speeds - Gruppe E2-SC/CSC (DMSB)

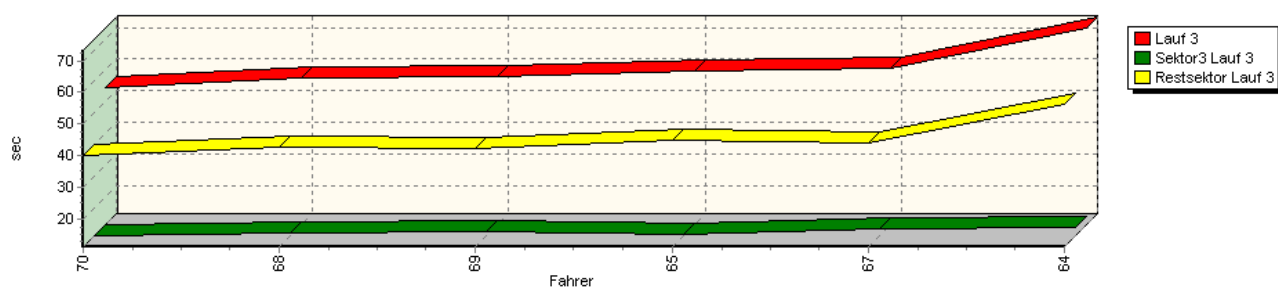
Speed-Diagramm Lauf 3



Sektor-Diagramm (Start) Lauf 3

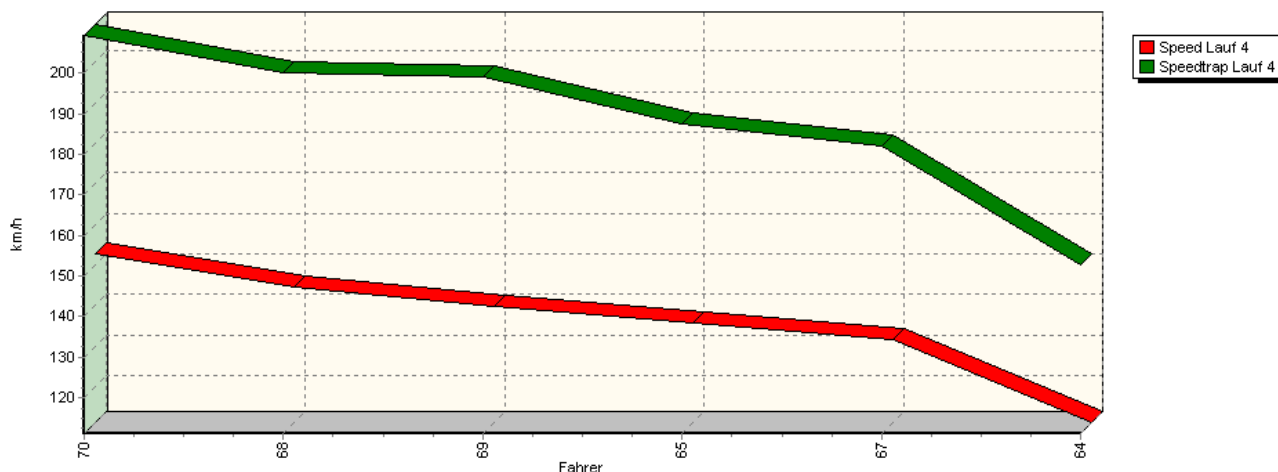


Sektor-Diagramm (Rest) Lauf 3

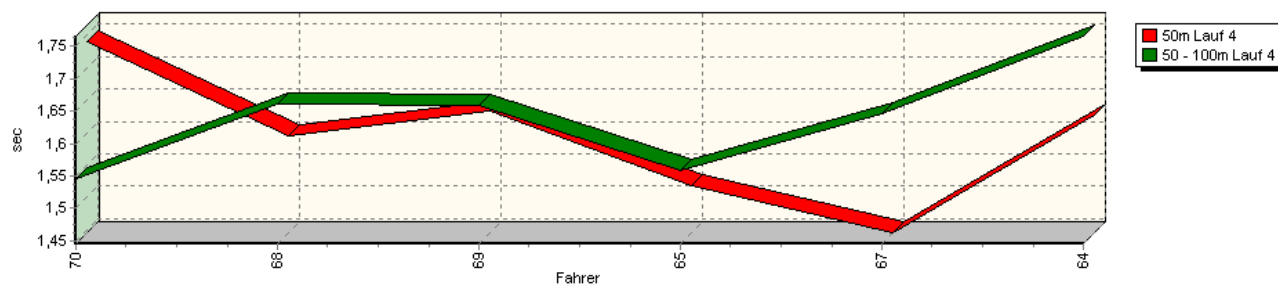


Sektorzeiten & Speeds - Gruppe E2-SC/CSC (DMSB)

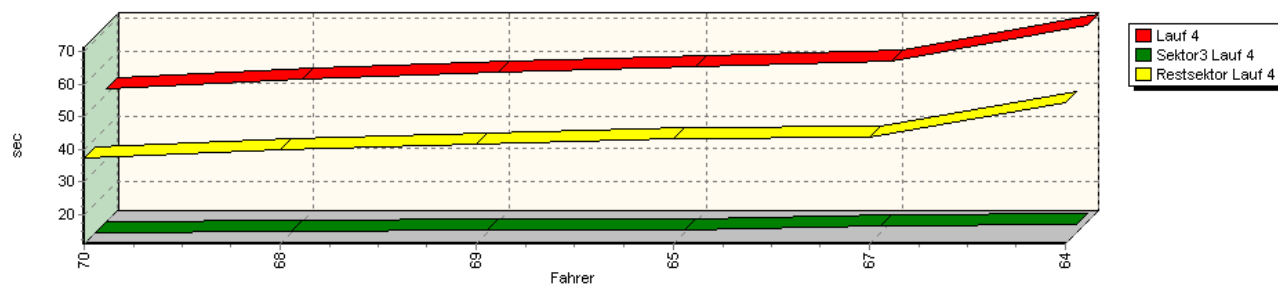
Speed-Diagramm Lauf 4



Sektor-Diagramm (Start) Lauf 4



Sektor-Diagramm (Rest) Lauf 4



Rg.	Nr.		Sektor 1 (15m)	Sektor 2 (15-50m)	Sektor 3	Speed Trap	Sektor 4	Laufzeit	Speed (Lauf)
1	70	LANG Uwe		Osella PA20/S					
		Lauf 1:	00:01.892	00:01.783	00:11.605	194,98 km/h	00:45.542	01:00.822	130,22 km/h
		Lauf 2:	00:01.752	00:01.597	00:11.538	199,95 km/h	00:43.201	00:58.088	136,34 km/h
		Lauf 3:	00:01.739	00:01.582	00:11.133	208,60 km/h	00:39.909	00:54.363	145,69 km/h
		Lauf 4:	00:01.740	00:01.546	00:11.126	209,31 km/h	00:37.436	00:51.848	152,75 km/h

Sektorzeiten & Speeds - Gruppe E2-SC/CSC (DMSB)

Rg.	Nr.		Sektor 1 (15m)	Sektor 2 (15-50m)	Sektor 3	Speed Trap	Sektor 4	Laufzeit	Speed (Lauf)
2	68	BEHNKE Michael		Osella PA20/S					
		Lauf 1:	00:01.875	00:01.950	00:13.415	158,05 km/h	00:52.487	01:09.727	113,59 km/h
		Lauf 2:	00:01.623	00:01.661	00:12.069	179,57 km/h	00:48.304	01:03.657	124,42 km/h
		Lauf 3:	00:01.613	00:01.661	00:11.887	184,90 km/h	00:42.607	00:57.768	137,10 km/h
		Lauf 4:	00:01.594	00:01.662	00:11.563	200,05 km/h	00:39.919	00:54.738	144,69 km/h
3	69	BEHNKE Peter		Osella PA20/S					
		Lauf 1:	00:02.082	00:02.116	00:14.319	150,04 km/h	00:54.184	01:12.701	108,94 km/h
		Lauf 2:	00:01.767	00:01.815	00:12.319	191,06 km/h	00:48.266	01:04.167	123,43 km/h
		Lauf 3:	00:01.619	00:01.698	00:12.444	197,44 km/h	00:42.168	00:57.929	136,72 km/h
		Lauf 4:	00:01.634	00:01.660	00:11.898	198,97 km/h	00:41.529	00:56.721	139,63 km/h
4	65	ÖPPINGER Erich		Osella PA16					
		Lauf 1:	00:01.711	00:01.814	00:12.747	189,61 km/h	00:50.422	01:06.694	118,75 km/h
		Lauf 2:	00:01.559	00:01.610	00:11.868	195,24 km/h	00:48.314	01:03.351	125,02 km/h
		Lauf 3:	00:01.438	00:01.613	00:11.698	206,03 km/h	00:44.980	00:59.729	132,60 km/h
		Lauf 4:	00:01.518	00:01.558	00:11.795	187,43 km/h	00:43.510	00:58.381	135,66 km/h
5	67	MÜLLER Urs		Argo Alfa Romeo JM21					
		Lauf 1:	00:01.580	00:01.806	00:12.935	182,54 km/h	00:48.007	01:04.328	123,12 km/h
		Lauf 2:	00:01.435	00:01.643	00:13.078	183,12 km/h	00:46.524	01:02.680	126,36 km/h
		Lauf 3:	00:01.429	00:01.691	00:13.173	183,84 km/h	00:44.199	01:00.492	130,93 km/h
		Lauf 4:	00:01.445	00:01.647	00:13.272	182,00 km/h	00:43.802	01:00.166	131,63 km/h
6	64	WILHELM Philipp		PRC BMW M3 B+U					
		Lauf 1:	00:01.546	00:01.870	00:17.713	121,70 km/h	01:06.606	01:27.735	90,27 km/h
		Lauf 2:	00:01.546	00:01.776	00:14.738	144,41 km/h	01:00.788	01:18.848	100,45 km/h
		Lauf 3:	00:01.601	00:01.796	00:13.849	159,32 km/h	00:56.110	01:13.356	107,97 km/h
		Lauf 4:	00:01.627	00:01.766	00:13.565	152,80 km/h	00:54.304	01:11.262	111,14 km/h