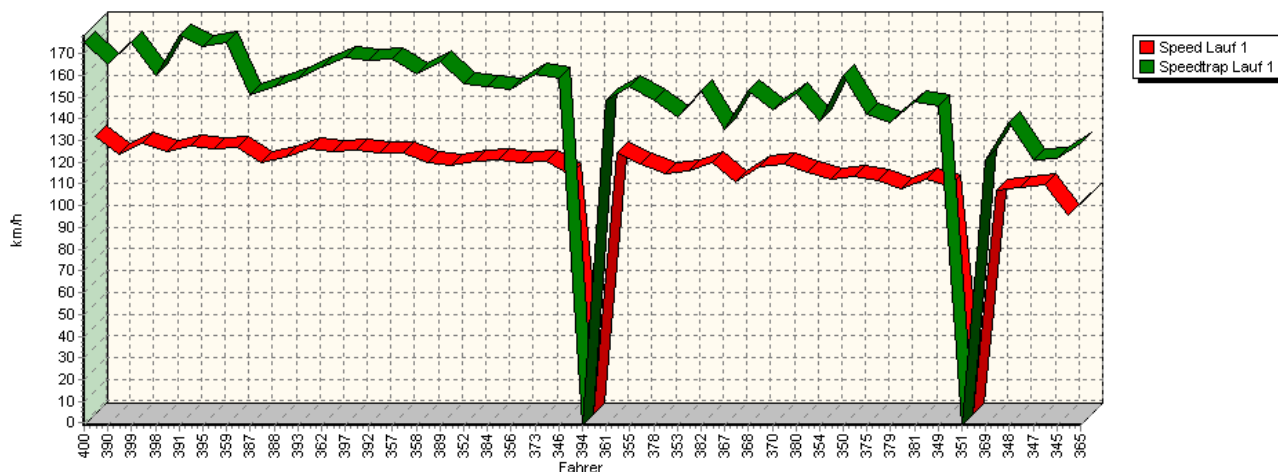
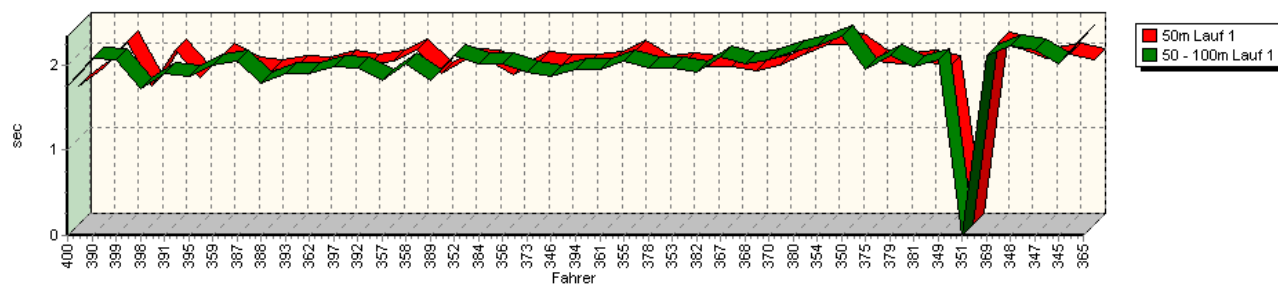


## Sektorzeiten & Speeds - Gruppe H (DMSB, OSK) bis 2000 ccm - Klasse 22

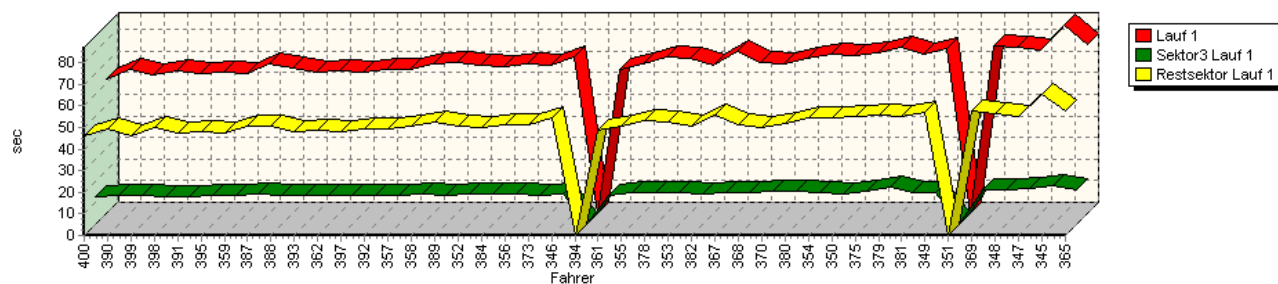
Speed-Diagramm Lauf 1



Sektor-Diagramm (Start) Lauf 1

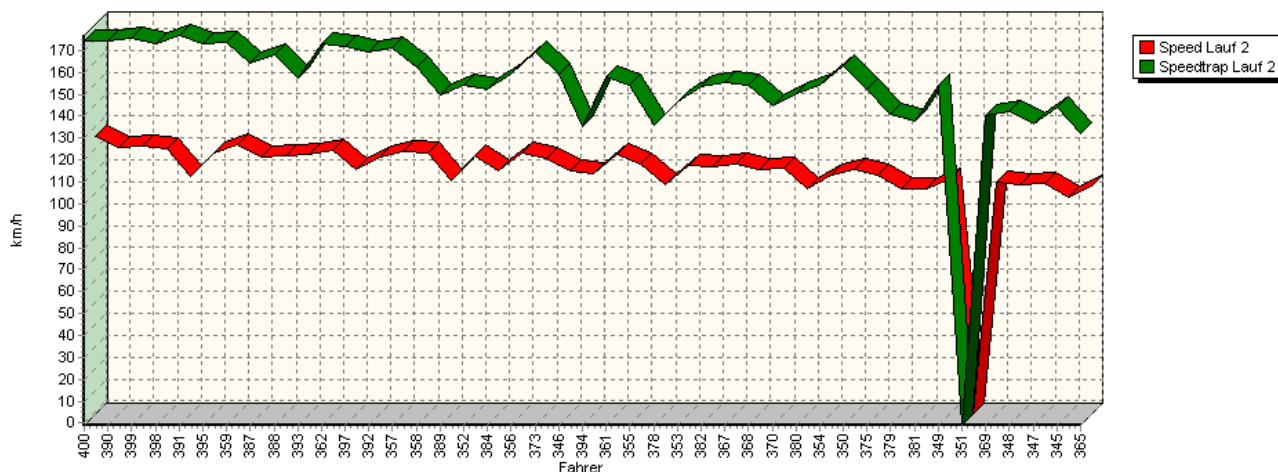


Sektor-Diagramm (Rest) Lauf 1

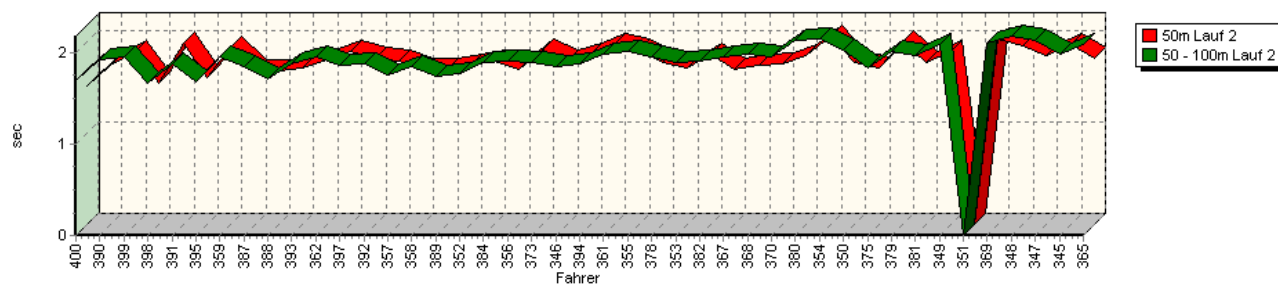


## Sektorzeiten & Speeds - Gruppe H (DMSB, OSK) bis 2000 ccm - Klasse 22

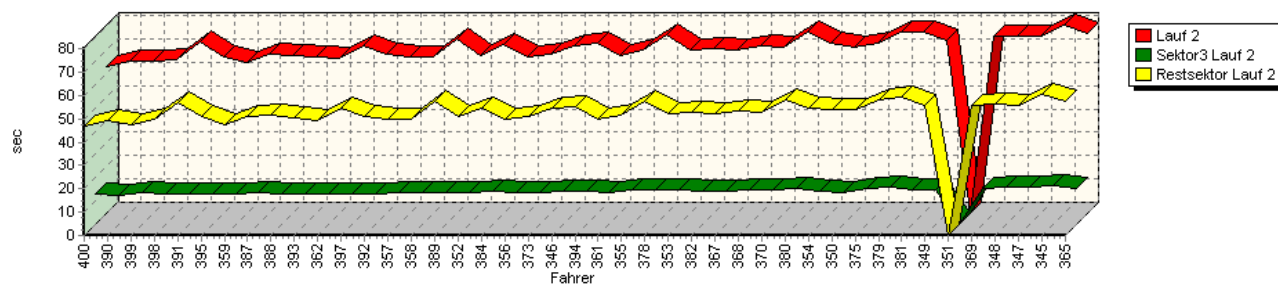
Speed-Diagramm Lauf 2



Sektor-Diagramm (Start) Lauf 2

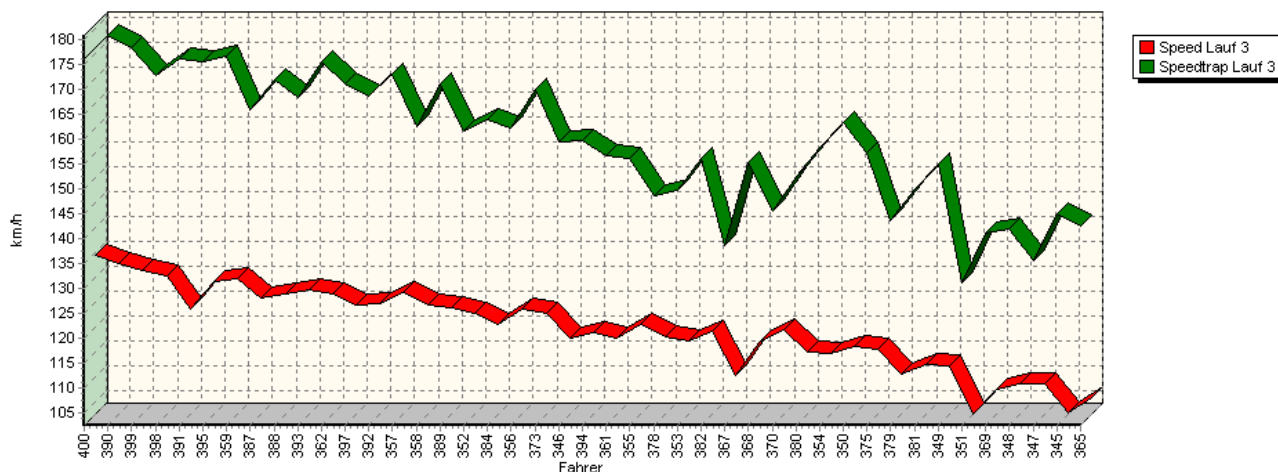


Sektor-Diagramm (Rest) Lauf 2

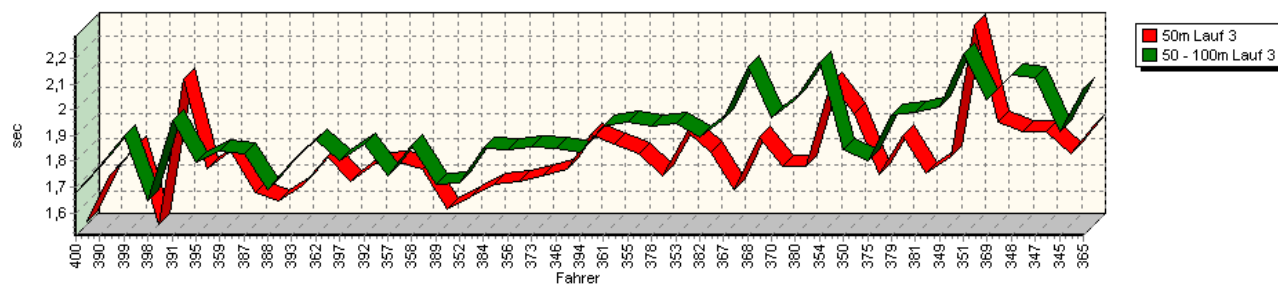


## Sektorzeiten & Speeds - Gruppe H (DMSB, OSK) bis 2000 ccm - Klasse 22

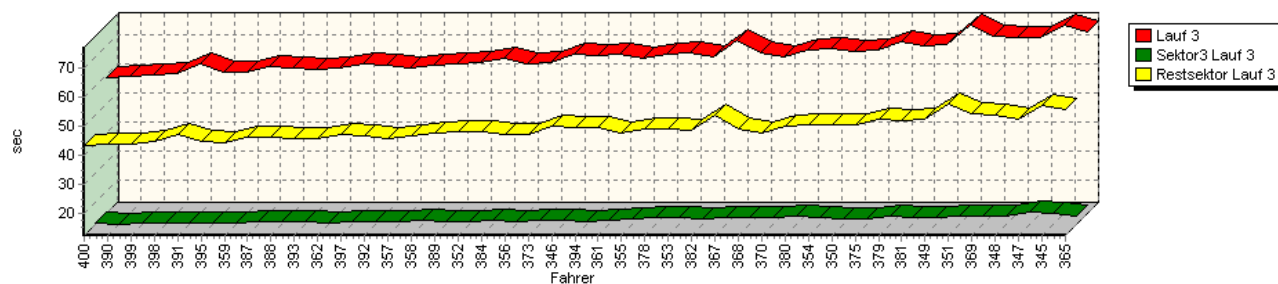
Speed-Diagramm Lauf 3



Sektor-Diagramm (Start) Lauf 3

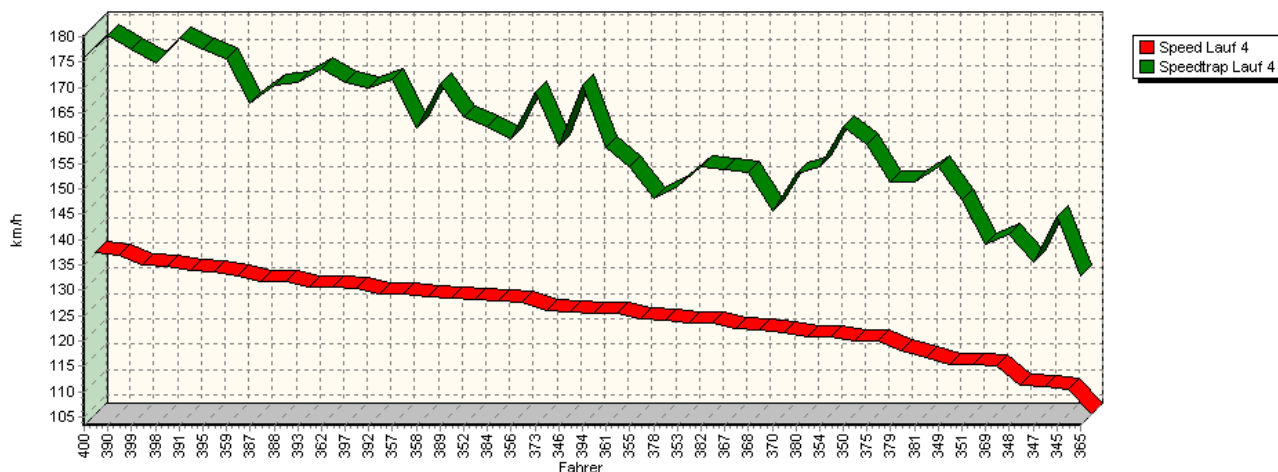


Sektor-Diagramm (Rest) Lauf 3

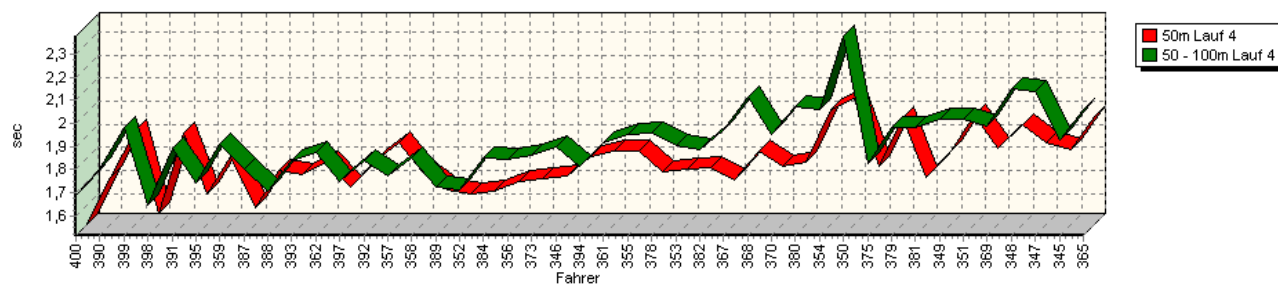


## Sektorzeiten & Speeds - Gruppe H (DMSB, OSK) bis 2000 ccm - Klasse 22

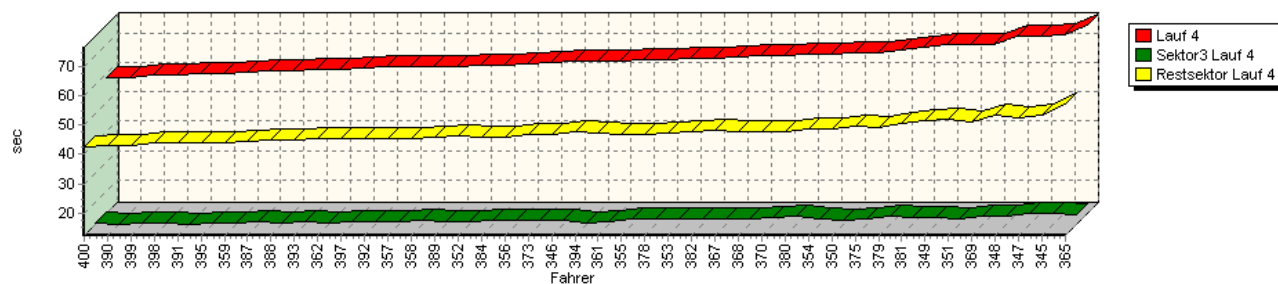
Speed-Diagramm Lauf 4



Sektor-Diagramm (Start) Lauf 4



Sektor-Diagramm (Rest) Lauf 4



Rg.	Nr.	Sektor 1 (15m)	Sektor 2 (15-50m)	Sektor 3	Speed Trap	Sektor 4	Laufzeit	Speed (Lauf)	
1	400	<b>HOVEMANN Holger</b>		Opel Risse Kadett C 16V					
		Lauf 1:	00:01.625	00:01.747	00:12.934	175,27 km/h	00:46.017	01:02.323	127,08 km/h
		Lauf 2:	00:01.519	00:01.690	00:12.762	174,51 km/h	00:46.869	01:02.840	126,03 km/h
		Lauf 3:	00:01.524	00:01.681	00:12.506	176,25 km/h	00:43.233	00:58.944	134,36 km/h
		Lauf 4:	00:01.513	00:01.690	00:12.594	175,83 km/h	00:42.701	00:58.498	135,39 km/h



## Sektorzeiten & Speeds - Gruppe H (DMSB, OSK) bis 2000 ccm - Klasse 22

Rg.	Nr.		Sektor 1 (15m)	Sektor 2 (15-50m)	Sektor 3	Speed Trap	Sektor 4	Laufzeit	Speed (Lauf)
2	390	<b>KROLL Ralf</b>	VW Lehmann Golf 16V						
		Lauf 1:	00:01.837	00:02.080	00:13.296	164,93 km/h	00:49.547	01:06.760	118,64 km/h
		Lauf 2:	00:01.738	00:01.927	00:12.553	174,47 km/h	00:49.267	01:05.485	120,94 km/h
		Lauf 3:	00:01.705	00:01.781	00:12.259	180,95 km/h	00:43.855	00:59.600	132,89 km/h
		Lauf 4:	00:01.720	00:01.803	00:12.289	180,31 km/h	00:42.935	00:58.747	134,81 km/h
3	399	<b>MINICHBERGER Mario</b>	VW Minichberger Scirocco						
		Lauf 1:	00:02.139	00:02.057	00:13.487	174,99 km/h	00:46.332	01:04.015	123,72 km/h
		Lauf 2:	00:01.885	00:01.958	00:13.790	175,77 km/h	00:47.615	01:05.248	121,38 km/h
		Lauf 3:	00:01.816	00:01.901	00:12.725	178,51 km/h	00:43.848	01:00.290	131,36 km/h
		Lauf 4:	00:01.920	00:01.980	00:12.649	177,57 km/h	00:43.137	00:59.686	132,69 km/h
4	398	<b>SCHMITT Sebastian</b>	Opel Risse Kadett C 16V						
		Lauf 1:	00:01.627	00:01.717	00:13.032	159,72 km/h	00:49.774	01:06.150	119,73 km/h
		Lauf 2:	00:01.547	00:01.672	00:12.819	173,05 km/h	00:49.903	01:05.941	120,11 km/h
		Lauf 3:	00:01.512	00:01.646	00:12.743	172,97 km/h	00:44.864	01:00.765	130,34 km/h
		Lauf 4:	00:01.563	00:01.647	00:12.596	174,95 km/h	00:43.982	00:59.788	132,47 km/h
5	391	<b>ROTTENBERGER Dieter</b>	BMW 318i STW						
		Lauf 1:	00:02.044	00:01.899	00:13.130	178,34 km/h	00:47.654	01:04.727	122,36 km/h
		Lauf 2:	00:01.985	00:01.883	00:12.936	176,89 km/h	00:56.816	01:13.620	107,58 km/h
		Lauf 3:	00:02.077	00:01.961	00:12.749	176,18 km/h	00:47.342	01:04.129	123,50 km/h
		Lauf 4:	00:01.911	00:01.889	00:12.501	179,64 km/h	00:43.806	01:00.107	131,77 km/h
6	395	<b>PREISSER Dirk</b>	Opel Kadett Frank 16V						
		Lauf 1:	00:01.719	00:01.876	00:13.293	173,08 km/h	00:48.389	01:05.277	121,33 km/h
		Lauf 2:	00:01.601	00:01.682	00:12.906	172,87 km/h	00:50.771	01:06.960	118,28 km/h
		Lauf 3:	00:01.727	00:01.798	00:12.950	175,60 km/h	00:44.780	01:01.255	129,30 km/h
		Lauf 4:	00:01.647	00:01.743	00:12.865	177,49 km/h	00:43.958	01:00.213	131,53 km/h
7	359	<b>AUER Christian</b>	Ford Mondeo STW						
		Lauf 1:	00:02.000	00:02.000	00:13.261	175,17 km/h	00:47.763	01:05.024	121,80 km/h
		Lauf 2:	00:01.941	00:01.958	00:13.345	174,02 km/h	00:47.635	01:04.879	122,07 km/h
		Lauf 3:	00:01.799	00:01.838	00:12.902	176,81 km/h	00:44.446	01:00.985	129,87 km/h
		Lauf 4:	00:01.807	00:01.907	00:12.993	175,70 km/h	00:43.874	01:00.581	130,73 km/h
8	387	<b>FAATH Sascha</b>	Opel Kadett C Coupé						
		Lauf 1:	00:01.841	00:02.047	00:14.412	151,28 km/h	00:50.844	01:09.144	114,54 km/h
		Lauf 2:	00:01.683	00:01.851	00:13.646	164,46 km/h	00:51.018	01:08.198	116,13 km/h
		Lauf 3:	00:01.634	00:01.832	00:13.404	165,80 km/h	00:46.028	01:02.898	125,92 km/h
		Lauf 4:	00:01.587	00:01.803	00:13.285	166,91 km/h	00:44.480	01:01.155	129,51 km/h
9	388	<b>SONDERBAUER Roman</b>	Opel Risse Kadett C Coupé 16V						
		Lauf 1:	00:01.799	00:01.785	00:13.420	154,87 km/h	00:50.585	01:07.589	117,18 km/h
		Lauf 2:	00:01.677	00:01.706	00:12.970	168,09 km/h	00:51.439	01:07.792	116,83 km/h
		Lauf 3:	00:01.605	00:01.689	00:13.114	172,06 km/h	00:46.081	01:02.489	126,74 km/h
		Lauf 4:	00:01.745	00:01.704	00:12.996	170,51 km/h	00:44.721	01:01.166	129,48 km/h
10	393	<b>WIEBE André</b>	Renault Megane Maxi AWR						
		Lauf 1:	00:01.856	00:01.905	00:13.322	158,79 km/h	00:48.246	01:05.329	121,23 km/h
		Lauf 2:	00:01.709	00:01.881	00:13.194	157,59 km/h	00:50.389	01:07.173	117,90 km/h
		Lauf 3:	00:01.664	00:01.795	00:13.072	168,56 km/h	00:45.577	01:02.108	127,52 km/h
		Lauf 4:	00:01.727	00:01.835	00:13.096	170,96 km/h	00:44.972	01:01.630	128,51 km/h

## Sektorzeiten & Speeds - Gruppe H (DMSB, OSK) bis 2000 ccm - Klasse 22

Rg.	Nr.		Sektor 1 (15m)	Sektor 2 (15-50m)	Sektor 3	Speed Trap	Sektor 4	Laufzeit	Speed (Lauf)
11	362	<b>NAUMANN Peter</b>		VW Polo 1,4 G60					
		Lauf 1:	00:01.830	00:01.899	00:13.704	163,47 km/h	00:48.756	01:06.189	119,66 km/h
		Lauf 2:	00:01.808	00:01.951	00:13.279	173,03 km/h	00:49.201	01:06.239	119,57 km/h
		Lauf 3:	00:01.774	00:01.885	00:12.920	175,64 km/h	00:45.908	01:02.487	126,75 km/h
		Lauf 4:	00:01.784	00:01.874	00:12.801	173,69 km/h	00:45.223	01:01.682	128,40 km/h
12	397	<b>GÖSER Günter</b>		Opel Kadett C Coupé 16V					
		Lauf 1:	00:01.918	00:01.981	00:13.457	168,05 km/h	00:48.243	01:05.599	120,73 km/h
		Lauf 2:	00:01.895	00:01.857	00:13.308	171,57 km/h	00:54.550	01:11.610	110,60 km/h
		Lauf 3:	00:01.681	00:01.801	00:13.107	171,08 km/h	00:47.089	01:03.678	124,38 km/h
		Lauf 4:	00:01.677	00:01.748	00:13.143	171,06 km/h	00:45.258	01:01.826	128,10 km/h
13	392	<b>FLIK Thomas</b>		Renault Clio Williams					
		Lauf 1:	00:01.867	00:01.968	00:13.490	166,81 km/h	00:49.295	01:06.620	118,88 km/h
		Lauf 2:	00:01.810	00:01.875	00:13.268	169,63 km/h	00:51.239	01:08.192	116,14 km/h
		Lauf 3:	00:01.751	00:01.868	00:13.210	168,71 km/h	00:46.634	01:03.463	124,80 km/h
		Lauf 4:	00:01.787	00:01.836	00:13.068	169,90 km/h	00:45.599	01:02.290	127,15 km/h
14	357	<b>OCHSNER Jürg</b>		Opel Kadett C					
		Lauf 1:	00:01.922	00:01.814	00:13.728	167,47 km/h	00:49.096	01:06.560	118,99 km/h
		Lauf 2:	00:01.788	00:01.761	00:13.453	171,23 km/h	00:49.783	01:06.785	118,59 km/h
		Lauf 3:	00:01.754	00:01.745	00:13.128	173,12 km/h	00:45.738	01:02.365	127,00 km/h
		Lauf 4:	00:01.867	00:01.769	00:13.266	171,54 km/h	00:45.442	01:02.344	127,04 km/h
15	358	<b>ELLER Hans-Peter</b>		Opel Kadett C Coupé					
		Lauf 1:	00:02.051	00:02.016	00:14.199	160,47 km/h	00:50.736	01:09.002	114,78 km/h
		Lauf 2:	00:01.696	00:01.842	00:13.719	162,45 km/h	00:49.720	01:06.977	118,25 km/h
		Lauf 3:	00:01.728	00:01.861	00:13.509	162,53 km/h	00:46.515	01:03.613	124,50 km/h
		Lauf 4:	00:01.741	00:01.849	00:13.569	161,93 km/h	00:45.408	01:02.567	126,58 km/h
16	389	<b>WEISS Werner</b>		Ford Escort Zakspeed BDA					
		Lauf 1:	00:01.778	00:01.825	00:13.586	166,47 km/h	00:52.452	01:09.641	113,73 km/h
		Lauf 2:	00:01.699	00:01.734	00:13.659	149,53 km/h	00:57.772	01:14.864	105,79 km/h
		Lauf 3:	00:01.572	00:01.712	00:13.191	171,09 km/h	00:47.440	01:03.915	123,92 km/h
		Lauf 4:	00:01.662	00:01.723	00:13.183	170,78 km/h	00:46.097	01:02.665	126,39 km/h
17	352	<b>EHRBAR Rolf</b>		Opel Kadett C					
		Lauf 1:	00:01.939	00:02.120	00:13.815	156,20 km/h	00:50.798	01:08.672	115,33 km/h
		Lauf 2:	00:01.733	00:01.769	00:13.381	153,95 km/h	00:51.008	01:07.891	116,66 km/h
		Lauf 3:	00:01.617	00:01.715	00:13.232	161,77 km/h	00:47.921	01:04.485	122,82 km/h
		Lauf 4:	00:01.648	00:01.713	00:13.166	164,33 km/h	00:46.311	01:02.838	126,04 km/h
18	384	<b>RAUCH Michael</b>		Opel Briegel Kadett 8V					
		Lauf 1:	00:01.920	00:02.021	00:14.296	155,12 km/h	00:49.893	01:08.130	116,25 km/h
		Lauf 2:	00:01.790	00:01.889	00:13.963	152,51 km/h	00:54.478	01:12.120	109,82 km/h
		Lauf 3:	00:01.670	00:01.852	00:13.770	163,85 km/h	00:48.358	01:05.650	120,64 km/h
		Lauf 4:	00:01.656	00:01.849	00:13.707	162,36 km/h	00:45.757	01:02.969	125,78 km/h
19	356	<b>PAULICK Ralph</b>		VW Golf 1 17					
		Lauf 1:	00:01.756	00:02.020	00:13.955	153,22 km/h	00:51.287	01:09.018	114,75 km/h
		Lauf 2:	00:01.690	00:01.907	00:13.469	159,48 km/h	00:50.027	01:07.093	118,05 km/h
		Lauf 3:	00:01.680	00:01.848	00:13.420	162,21 km/h	00:47.104	01:04.052	123,65 km/h
		Lauf 4:	00:01.697	00:01.845	00:13.506	159,84 km/h	00:46.111	01:03.159	125,40 km/h

## Sektorzeiten & Speeds - Gruppe H (DMSB, OSK) bis 2000 ccm - Klasse 22

Rg.	Nr.		Sektor 1 (15m)	Sektor 2 (15-50m)	Sektor 3	Speed Trap	Sektor 4	Laufzeit	Speed (Lauf)
20	373	<b>FINK Marco</b>		BMW 320i					
		Lauf 1:	00:01.907	00:01.924	00:13.712	160,77 km/h	00:51.162	01:08.705	115,27 km/h
		Lauf 2:	00:01.903	00:01.884	00:13.718	169,48 km/h	00:51.015	01:08.520	115,59 km/h
		Lauf 3:	00:01.701	00:01.854	00:13.542	170,10 km/h	00:47.401	01:04.498	122,79 km/h
		Lauf 4:	00:01.711	00:01.859	00:13.595	169,25 km/h	00:46.790	01:03.955	123,84 km/h
21	346	<b>BANZ Urs</b>		Opel Ascona B 8V					
		Lauf 1:	00:01.871	00:01.872	00:14.030	158,44 km/h	00:54.719	01:12.492	109,25 km/h
		Lauf 2:	00:01.789	00:01.850	00:13.948	159,19 km/h	00:54.323	01:11.910	110,14 km/h
		Lauf 3:	00:01.729	00:01.849	00:13.652	159,39 km/h	00:50.028	01:07.258	117,76 km/h
		Lauf 4:	00:01.723	00:01.900	00:13.609	158,36 km/h	00:46.925	01:04.157	123,45 km/h
22	394	<b>SCHÖNBORN Rainer</b>		VW Golf 1 16V					
		Lauf 1:	00:01.864	00:01.944	*	* km/h	*	A	* km/h
		Lauf 2:	00:01.867	00:01.871	00:14.094	135,46 km/h	00:55.050	01:12.882	108,67 km/h
		Lauf 3:	00:01.862	00:01.836	00:13.226	159,82 km/h	00:49.724	01:06.648	118,83 km/h
		Lauf 4:	00:01.810	00:01.814	00:12.961	170,48 km/h	00:47.699	01:04.284	123,20 km/h
23	361	<b>JANSENBERGER Charly</b>		Opel Vectra STW					
		Lauf 1:	00:01.899	00:01.957	00:13.638	148,58 km/h	00:49.060	01:06.554	119,00 km/h
		Lauf 2:	00:01.965	00:01.984	00:13.529	157,97 km/h	00:49.992	01:07.470	117,38 km/h
		Lauf 3:	00:01.824	00:01.939	00:13.639	156,68 km/h	00:49.767	01:07.169	117,91 km/h
		Lauf 4:	00:01.834	00:01.917	00:13.077	158,07 km/h	00:47.458	01:04.286	123,20 km/h
24	355	<b>SCHILL Sven</b>		Opel Kadett C					
		Lauf 1:	00:02.028	00:02.049	00:14.616	154,66 km/h	00:50.829	01:09.522	113,92 km/h
		Lauf 2:	00:01.904	00:02.010	00:14.693	154,28 km/h	00:51.324	01:09.931	113,25 km/h
		Lauf 3:	00:01.786	00:01.952	00:14.292	156,30 km/h	00:47.628	01:05.658	120,62 km/h
		Lauf 4:	00:01.831	00:01.955	00:14.360	154,27 km/h	00:46.670	01:04.816	122,19 km/h
25	378	<b>EHRET Christian</b>		Opel Ascona B					
		Lauf 1:	00:01.848	00:01.962	00:14.962	148,35 km/h	00:53.509	01:12.281	109,57 km/h
		Lauf 2:	00:01.764	00:01.948	00:15.047	136,08 km/h	00:57.826	01:16.585	103,41 km/h
		Lauf 3:	00:01.703	00:01.936	00:14.465	148,62 km/h	00:49.050	01:07.154	117,94 km/h
		Lauf 4:	00:01.742	00:01.956	00:14.380	148,11 km/h	00:46.941	01:05.019	121,81 km/h
26	353	<b>LAMPERT Christoph</b>		VW Golf GTI 16V					
		Lauf 1:	00:01.881	00:01.973	00:14.984	140,70 km/h	00:52.746	01:11.584	110,64 km/h
		Lauf 2:	00:01.704	00:01.887	00:14.608	146,31 km/h	00:52.098	01:10.297	112,67 km/h
		Lauf 3:	00:01.873	00:01.950	00:14.534	149,79 km/h	00:49.214	01:07.571	117,21 km/h
		Lauf 4:	00:01.756	00:01.905	00:14.395	150,46 km/h	00:47.222	01:05.278	121,33 km/h
27	382	<b>PETER Guido</b>		VW Golf TSM 8V					
		Lauf 1:	00:01.845	00:01.923	00:14.277	152,75 km/h	00:50.854	01:08.899	114,95 km/h
		Lauf 2:	00:01.867	00:01.912	00:14.114	153,51 km/h	00:52.849	01:10.742	111,96 km/h
		Lauf 3:	00:01.791	00:01.894	00:13.942	156,22 km/h	00:48.813	01:06.440	119,21 km/h
		Lauf 4:	00:01.759	00:01.887	00:14.006	154,47 km/h	00:47.666	01:05.318	121,25 km/h
28	367	<b>KONSTANZER Alex</b>		Opel Kadett C Coupé 8V					
		Lauf 1:	00:01.851	00:02.090	00:14.817	135,32 km/h	00:56.100	01:14.858	105,80 km/h
		Lauf 2:	00:01.702	00:01.957	00:14.160	155,66 km/h	00:52.228	01:10.047	113,07 km/h
		Lauf 3:	00:01.647	00:01.965	00:14.463	138,67 km/h	00:53.803	01:11.878	110,19 km/h
		Lauf 4:	00:01.704	00:01.969	00:14.072	153,76 km/h	00:48.156	01:05.901	120,18 km/h

## Sektorzeiten & Speeds - Gruppe H (DMSB, OSK) bis 2000 ccm - Klasse 22

Rg.	Nr.		Sektor 1 (15m)	Sektor 2 (15-50m)	Sektor 3	Speed Trap	Sektor 4	Laufzeit	Speed (Lauf)
29	368	<b>KÖBELE Manfred</b>		Opel Kadett C Coupé					
		Lauf 1:	00:01.806	00:02.023	00:14.846	152,61 km/h	00:51.367	01:10.042	113,08 km/h
		Lauf 2:	00:01.733	00:01.986	00:14.622	154,36 km/h	00:53.235	01:11.576	110,65 km/h
		Lauf 3:	00:01.853	00:02.166	00:14.692	155,25 km/h	00:49.001	01:07.712	116,97 km/h
		Lauf 4:	00:01.831	00:02.115	00:14.333	153,39 km/h	00:47.743	01:06.022	119,96 km/h
30	370	<b>SEITZ Hans Dieter</b>		Ford Escort MK II					
		Lauf 1:	00:01.863	00:02.064	00:15.387	143,98 km/h	00:50.227	01:09.541	113,89 km/h
		Lauf 2:	00:01.751	00:01.945	00:14.880	144,89 km/h	00:52.656	01:11.232	111,19 km/h
		Lauf 3:	00:01.737	00:01.971	00:14.821	145,53 km/h	00:47.813	01:06.342	119,38 km/h
		Lauf 4:	00:01.766	00:01.953	00:14.720	145,64 km/h	00:47.818	01:06.257	119,53 km/h
31	380	<b>HATEZIC Johann</b>		Opel Ascona B 8V					
		Lauf 1:	00:01.997	00:02.162	00:15.430	151,94 km/h	00:52.105	01:11.694	110,47 km/h
		Lauf 2:	00:01.853	00:02.130	00:15.566	150,21 km/h	00:58.083	01:17.632	102,02 km/h
		Lauf 3:	00:01.739	00:02.042	00:15.125	152,68 km/h	00:49.917	01:08.823	115,08 km/h
		Lauf 4:	00:01.784	00:02.070	00:14.983	153,15 km/h	00:47.857	01:06.694	118,75 km/h
32	354	<b>RYPKA René</b>		Opel Kadett C GTE 8V					
		Lauf 1:	00:02.105	00:02.234	00:14.995	139,00 km/h	00:54.695	01:14.029	106,99 km/h
		Lauf 2:	00:02.060	00:02.143	00:14.448	154,48 km/h	00:54.458	01:13.109	108,33 km/h
		Lauf 3:	00:02.061	00:02.184	00:14.429	158,53 km/h	00:50.418	01:09.092	114,63 km/h
		Lauf 4:	00:02.011	00:02.061	00:14.129	154,38 km/h	00:48.510	01:06.711	118,72 km/h
33	350	<b>WENZEL Uwe</b>		Opel Kadett C Coupé					
		Lauf 1:	00:02.114	00:02.340	00:14.362	159,98 km/h	00:54.333	01:13.149	108,27 km/h
		Lauf 2:	00:01.773	00:02.022	00:13.936	163,02 km/h	00:53.729	01:11.460	110,83 km/h
		Lauf 3:	00:01.940	00:01.844	00:14.042	163,55 km/h	00:50.394	01:08.220	116,10 km/h
		Lauf 4:	00:02.061	00:02.379	00:13.856	162,43 km/h	00:48.900	01:07.196	117,86 km/h
34	375	<b>BEHR Martin</b>		BMW 2002					
		Lauf 1:	00:01.922	00:01.952	00:15.492	142,31 km/h	00:55.164	01:14.530	106,27 km/h
		Lauf 2:	00:01.710	00:01.838	00:15.347	152,44 km/h	00:54.231	01:13.126	108,31 km/h
		Lauf 3:	00:01.707	00:01.802	00:14.215	157,23 km/h	00:50.750	01:08.474	115,66 km/h
		Lauf 4:	00:01.763	00:01.826	00:14.187	158,85 km/h	00:49.502	01:07.278	117,72 km/h
35	379	<b>PAGANO Sebastiano</b>		Opel Kadett C 8V					
		Lauf 1:	00:01.880	00:02.116	00:17.224	138,21 km/h	00:55.710	01:16.930	102,95 km/h
		Lauf 2:	00:02.002	00:02.012	00:15.815	141,06 km/h	00:58.025	01:17.854	101,73 km/h
		Lauf 3:	00:01.859	00:01.982	00:15.258	143,65 km/h	00:52.495	01:11.594	110,62 km/h
		Lauf 4:	00:01.974	00:01.984	00:14.992	151,48 km/h	00:49.308	01:08.258	116,03 km/h
36	381	<b>LANG Bernhard</b>		Ford Escort RS 2000 Spezial					
		Lauf 1:	00:01.913	00:01.986	00:14.912	147,86 km/h	00:55.280	01:14.091	106,90 km/h
		Lauf 2:	00:01.766	00:01.968	00:14.820	137,69 km/h	00:59.417	01:17.971	101,58 km/h
		Lauf 3:	00:01.710	00:01.990	00:14.680	150,04 km/h	00:51.958	01:10.338	112,60 km/h
		Lauf 4:	00:01.719	00:01.980	00:14.608	151,29 km/h	00:50.773	01:09.080	114,65 km/h
37	349	<b>SCHMID Thomas</b>		Opel Kadett C Coupé					
		Lauf 1:	00:01.856	00:02.057	00:15.076	145,87 km/h	00:57.152	01:16.141	104,02 km/h
		Lauf 2:	00:01.885	00:02.082	00:14.843	153,94 km/h	00:55.556	01:14.366	106,50 km/h
		Lauf 3:	00:01.774	00:02.013	00:14.568	155,00 km/h	00:52.236	01:10.591	112,20 km/h
		Lauf 4:	00:01.830	00:02.021	00:14.685	154,36 km/h	00:51.407	01:09.943	113,23 km/h



## Sektorzeiten & Speeds - Gruppe H (DMSB, OSK) bis 2000 ccm - Klasse 22

Rg.	Nr.	Sektor 1 (15m)	Sektor 2 (15-50m)	Sektor 3	Speed Trap	Sektor 4	Laufzeit	Speed (Lauf)	
38	351	<b>WIEBE Bjoern</b>		Renault Laguna B TCC					
		Lauf 1:	*	*	* km/h	*	*	* km/h	
		Lauf 2:	*	*	* km/h	*	*	* km/h	
		Lauf 3:	00:02.287	00:02.216	00:15.060	131,26 km/h	00:57.729	01:17.292	102,47 km/h
		Lauf 4:	00:01.990	00:02.020	00:13.948	147,83 km/h	00:52.024	01:09.982	113,17 km/h
39	369	<b>KIESER Werner</b>		Ford Escort RS 2000					
		Lauf 1:	00:02.128	00:02.105	00:16.174	121,41 km/h	00:57.462	01:17.869	101,71 km/h
		Lauf 2:	00:02.024	00:02.109	00:15.538	140,12 km/h	00:55.995	01:15.666	104,67 km/h
		Lauf 3:	00:01.908	00:02.037	00:15.248	141,26 km/h	00:54.443	01:13.636	107,56 km/h
		Lauf 4:	00:01.844	00:01.991	00:15.028	139,10 km/h	00:51.295	01:10.158	112,89 km/h
40	348	<b>GMEINDER Andreas</b>		Audi 80					
		Lauf 1:	00:02.058	00:02.232	00:16.349	138,58 km/h	00:56.264	01:16.903	102,99 km/h
		Lauf 2:	00:01.959	00:02.179	00:15.790	142,19 km/h	00:56.217	01:16.145	104,01 km/h
		Lauf 3:	00:01.873	00:02.138	00:15.280	141,93 km/h	00:53.675	01:12.966	108,54 km/h
		Lauf 4:	00:01.947	00:02.148	00:15.279	141,14 km/h	00:53.309	01:12.683	108,97 km/h
41	347	<b>FLIK Beatrice</b>		Renault Megane Coupé					
		Lauf 1:	00:01.945	00:02.173	00:16.683	121,17 km/h	00:54.888	01:15.689	104,64 km/h
		Lauf 2:	00:01.848	00:02.130	00:16.140	136,67 km/h	00:55.994	01:16.112	104,06 km/h
		Lauf 3:	00:01.870	00:02.126	00:16.348	135,59 km/h	00:52.539	01:12.883	108,67 km/h
		Lauf 4:	00:01.866	00:02.136	00:16.072	135,59 km/h	00:52.650	01:12.724	108,91 km/h
42	345	<b>BUSER Lis</b>		Opel Kadett C					
		Lauf 1:	00:01.994	00:02.015	00:18.051	121,72 km/h	01:05.212	01:27.272	90,75 km/h
		Lauf 2:	00:01.968	00:01.985	00:16.457	144,34 km/h	01:00.276	01:20.686	98,16 km/h
		Lauf 3:	00:01.788	00:01.916	00:16.253	145,00 km/h	00:57.147	01:17.104	102,72 km/h
		Lauf 4:	00:01.838	00:01.927	00:15.993	144,57 km/h	00:53.328	01:13.086	108,36 km/h
43	365	<b>SCHWANECKE Gero</b>		VW Golf 1 GTI					
		Lauf 1:	00:01.927	00:02.332	00:16.321	128,61 km/h	00:57.826	01:18.406	101,01 km/h
		Lauf 2:	00:01.810	00:02.082	00:15.407	131,94 km/h	00:57.592	01:16.891	103,00 km/h
		Lauf 3:	00:01.902	00:02.085	00:15.110	142,57 km/h	00:55.742	01:14.839	105,83 km/h
		Lauf 4:	00:01.983	00:02.059	00:15.492	132,95 km/h	00:57.096	01:16.630	103,35 km/h