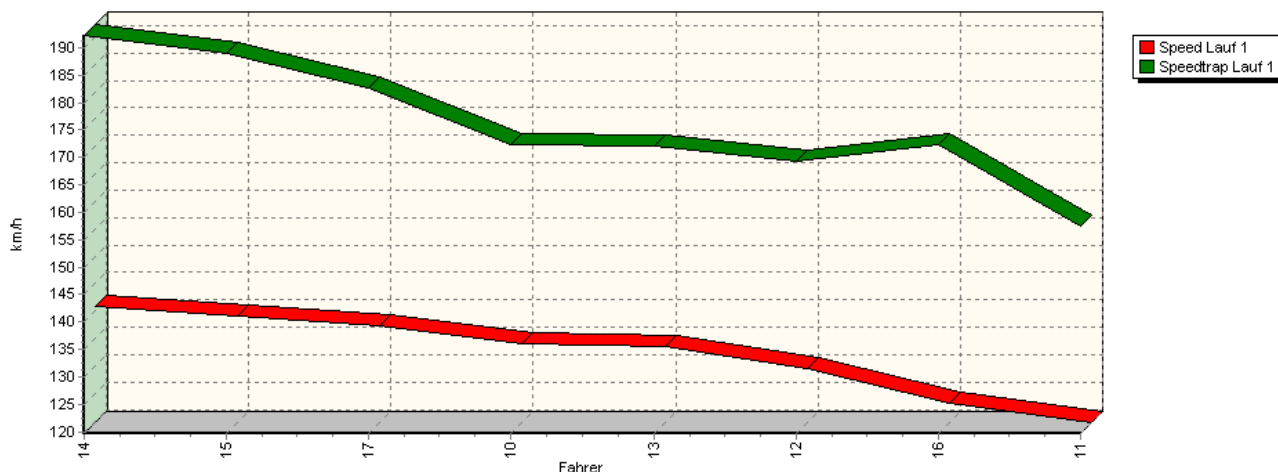
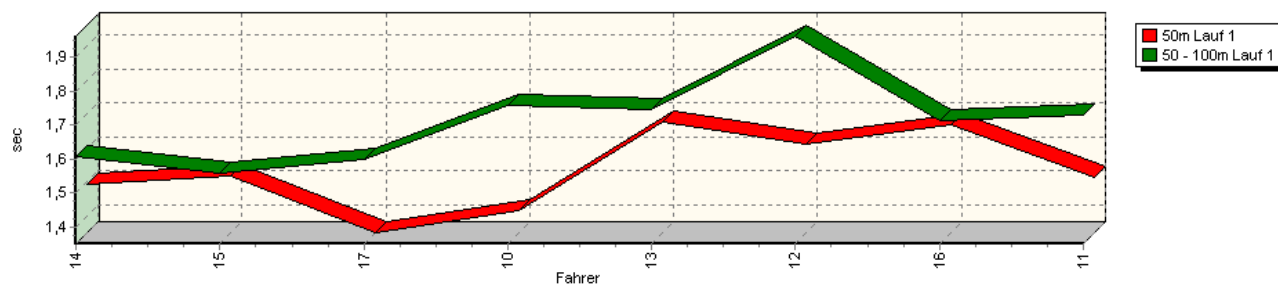


Sektorzeiten & Speeds - Gruppe E2-SS

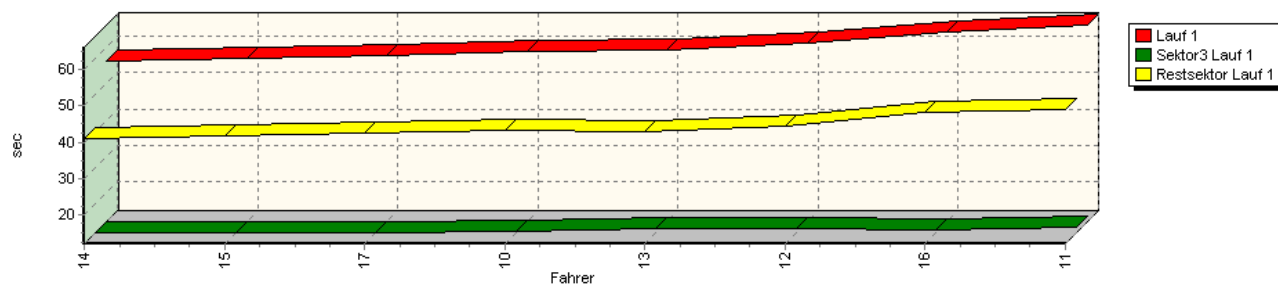
Speed-Diagramm Lauf 1



Sektor-Diagramm (Start) Lauf 1

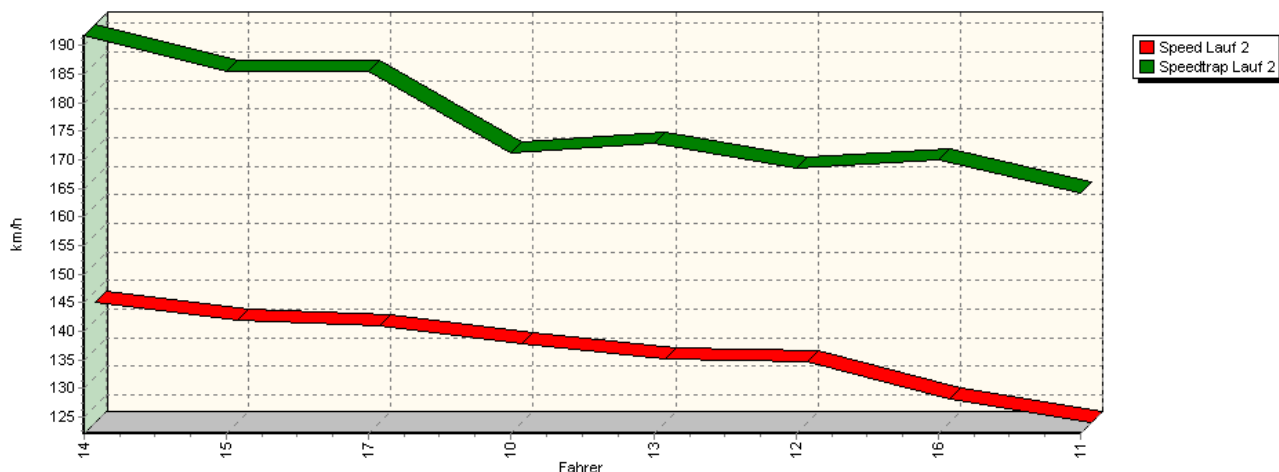


Sektor-Diagramm (Rest) Lauf 1

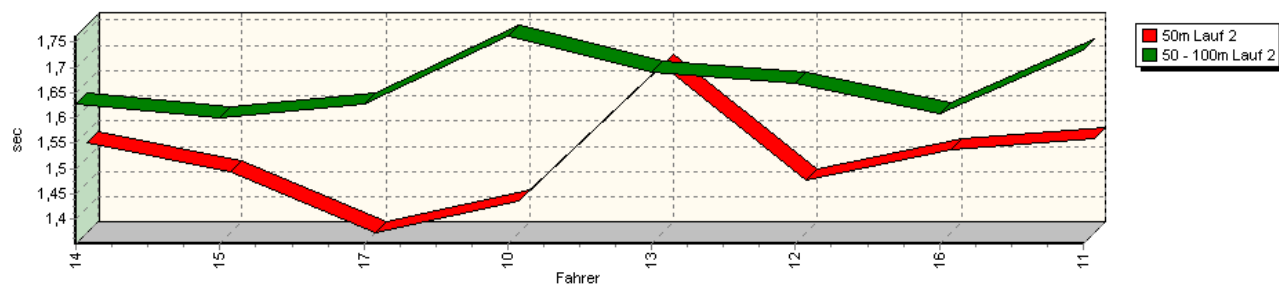


Sektorzeiten & Speeds - Gruppe E2-SS

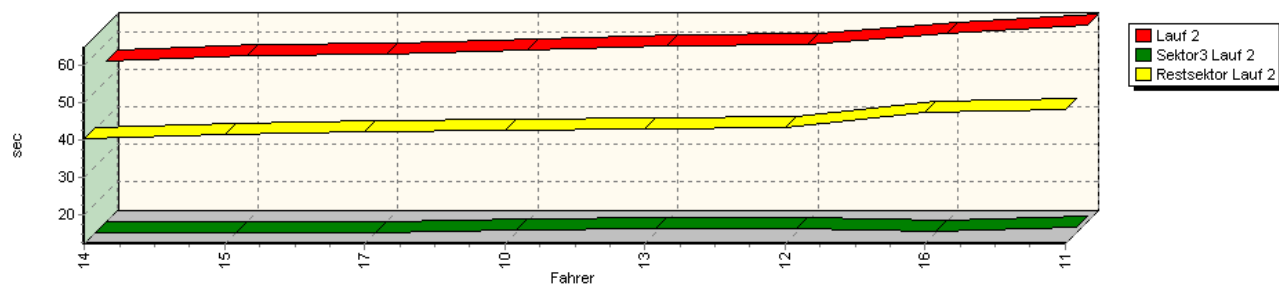
Speed-Diagramm Lauf 2



Sektor-Diagramm (Start) Lauf 2



Sektor-Diagramm (Rest) Lauf 2

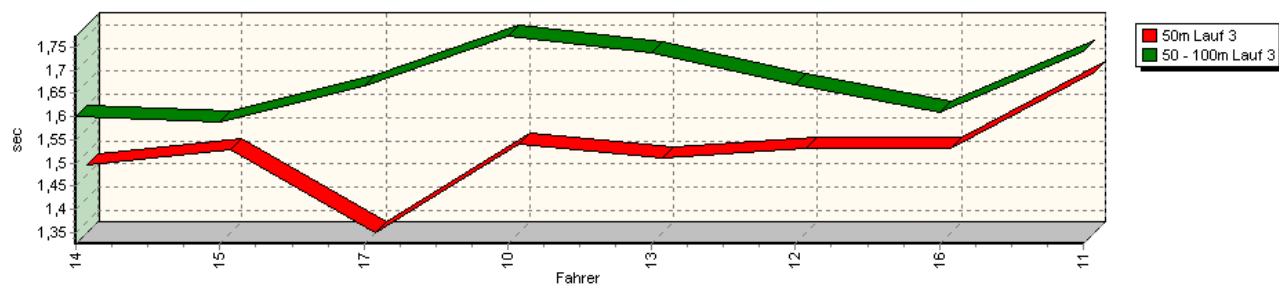


Sektorzeiten & Speeds - Gruppe E2-SS

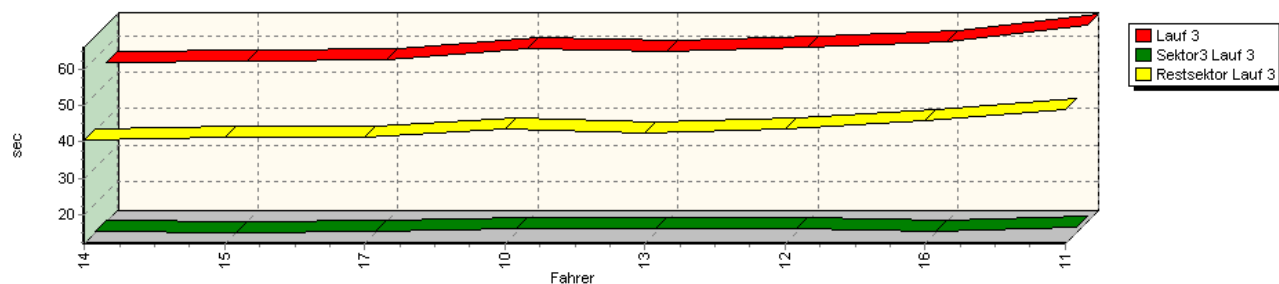
Speed-Diagramm Lauf 3



Sektor-Diagramm (Start) Lauf 3



Sektor-Diagramm (Rest) Lauf 3

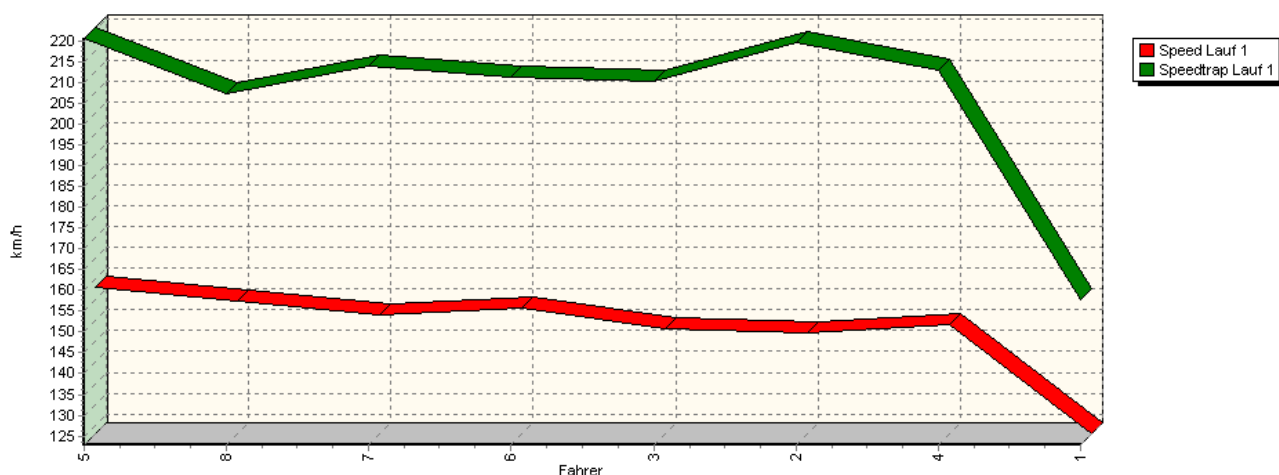


Rg.	Nr.	Sektor 1 (15m)	Sektor 2 (15-50m)	Sektor 3	Speed Trap	Sektor 4	Laufzeit	Speed (Lauf)	
1	14	DEBRUYNE Frank		Dallara F 393					
		Lauf 1:	00:01.491	00:01.607	00:12.107	192,24 km/h	00:41.006	00:56.211	140,90 km/h
		Lauf 2:	00:01.528	00:01.627	00:12.019	191,73 km/h	00:40.175	00:55.349	143,09 km/h
		Lauf 3:	00:01.471	00:01.599	00:12.198	190,79 km/h	00:40.599	00:55.867	141,77 km/h

Sektorzeiten & Speeds - Gruppe E2-SS

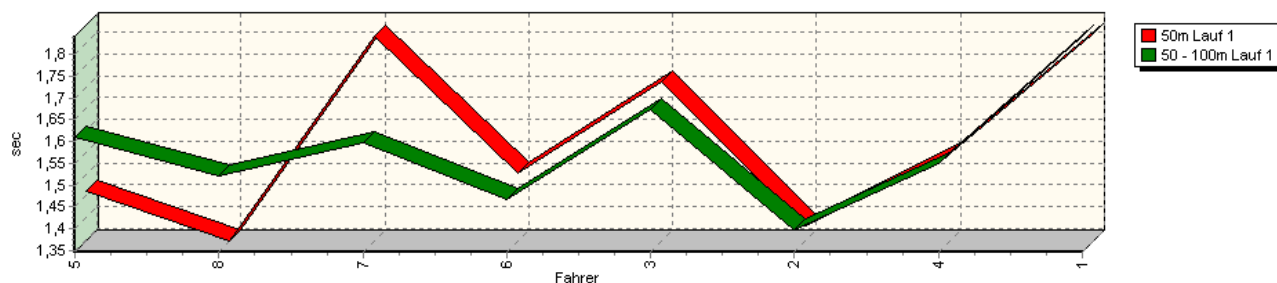
Rg.	Nr.	Sektor 1 (15m)	Sektor 2 (15-50m)	Sektor 3	Speed Trap	Sektor 4	Laufzeit	Speed (Lauf)	
2	15	RÖSSLER Thomas	Dallara 305/07						
		Lauf 1:	00:01.516	00:01.558	00:12.067	189,04 km/h	00:41.785	00:56.926	139,13 km/h
		Lauf 2:	00:01.471	00:01.600	00:12.054	185,51 km/h	00:41.416	00:56.541	140,08 km/h
		Lauf 3:	00:01.506	00:01.588	00:11.973	189,08 km/h	00:41.217	00:56.284	140,72 km/h
3	17	STOLLNBERGER Andreas	Opel Lotus						
		Lauf 1:	00:01.349	00:01.597	00:12.148	182,62 km/h	00:42.591	00:57.685	137,30 km/h
		Lauf 2:	00:01.351	00:01.628	00:12.001	185,33 km/h	00:42.026	00:57.006	138,93 km/h
		Lauf 3:	00:01.325	00:01.667	00:12.197	184,15 km/h	00:41.359	00:56.548	140,06 km/h
4	10	BENESCH Mario	Opel Lotus						
		Lauf 1:	00:01.414	00:01.756	00:12.638	172,41 km/h	00:43.286	00:59.094	134,02 km/h
		Lauf 2:	00:01.414	00:01.762	00:12.706	171,14 km/h	00:42.448	00:58.330	135,78 km/h
		Lauf 3:	00:01.516	00:01.774	00:12.982	168,84 km/h	00:43.524	00:59.796	132,45 km/h
5	13	FEULNER Richard	Dallara Opel 393						
		Lauf 1:	00:01.675	00:01.744	00:13.073	172,10 km/h	00:42.786	00:59.278	133,61 km/h
		Lauf 2:	00:01.682	00:01.690	00:13.154	172,83 km/h	00:42.906	00:59.432	133,26 km/h
		Lauf 3:	00:01.487	00:01.737	00:13.228	174,96 km/h	00:42.520	00:58.972	134,30 km/h
6	12	MANDL Anton	Opel Lotus Reynard						
		Lauf 1:	00:01.610	00:01.962	00:13.284	169,33 km/h	00:44.326	01:01.182	129,45 km/h
		Lauf 2:	00:01.455	00:01.669	00:13.176	168,40 km/h	00:43.327	00:59.627	132,83 km/h
		Lauf 3:	00:01.507	00:01.668	00:13.279	167,58 km/h	00:43.481	00:59.935	132,14 km/h
7	16	NOVY Lubor	Dallara JSC 302						
		Lauf 1:	00:01.666	00:01.713	00:12.680	172,39 km/h	00:48.201	01:04.260	123,25 km/h
		Lauf 2:	00:01.516	00:01.608	00:12.379	169,94 km/h	00:47.246	01:02.749	126,22 km/h
		Lauf 3:	00:01.508	00:01.610	00:12.407	179,49 km/h	00:45.854	01:01.379	129,03 km/h
8	11	KRAUS Gebhard	Opel Lotus						
		Lauf 1:	00:01.512	00:01.731	00:13.755	157,55 km/h	00:49.197	01:06.195	119,65 km/h
		Lauf 2:	00:01.538	00:01.735	00:13.559	164,06 km/h	00:48.035	01:04.867	122,10 km/h
		Lauf 3:	00:01.673	00:01.742	00:13.660	162,50 km/h	00:49.044	01:06.119	119,78 km/h

Speed-Diagramm Lauf 1

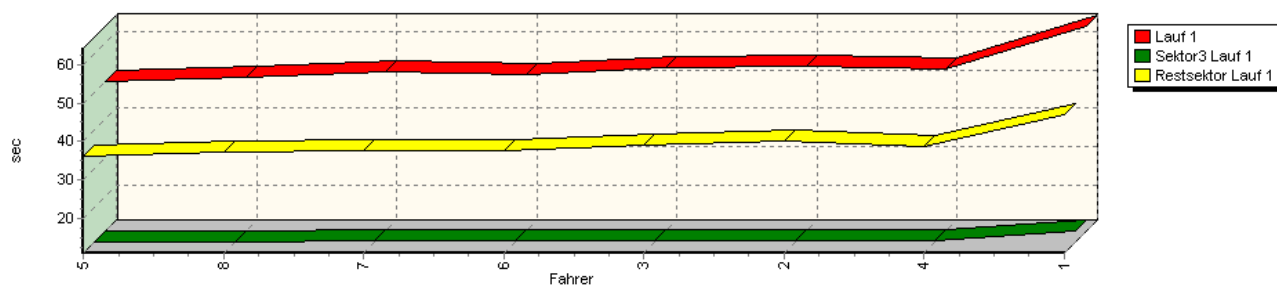


Sektorzeiten & Speeds - Gruppe E2-SS

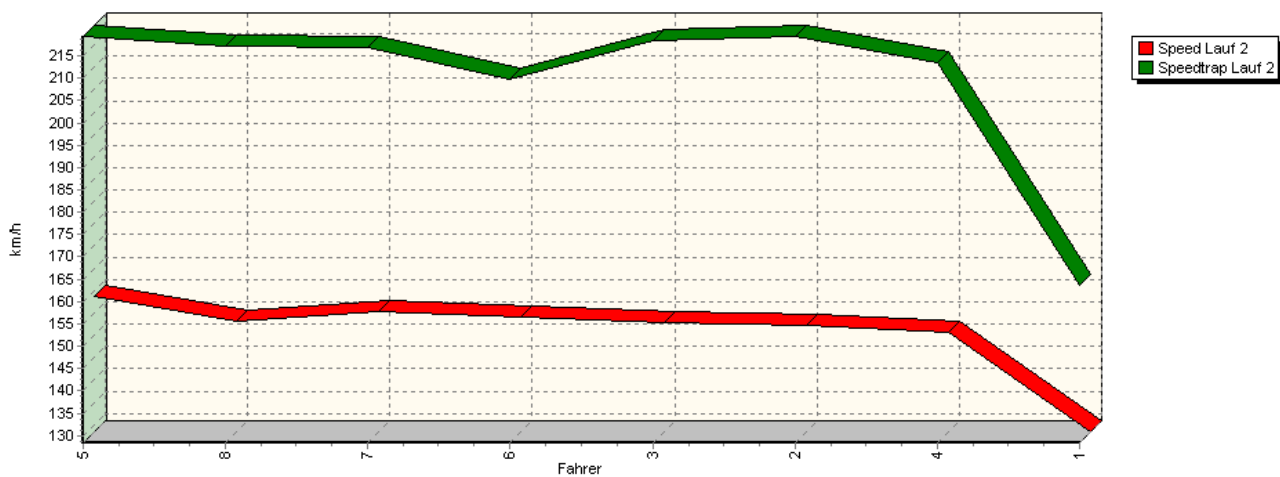
Sektor-Diagramm (Start) Lauf 1



Sektor-Diagramm (Rest) Lauf 1

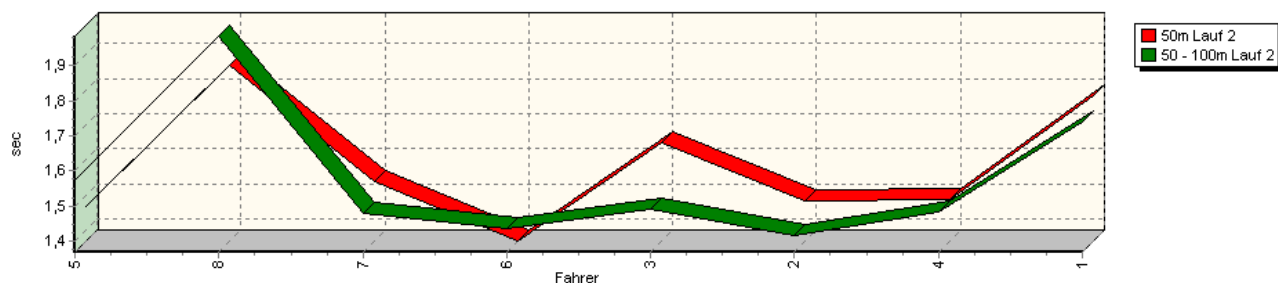


Speed-Diagramm Lauf 2

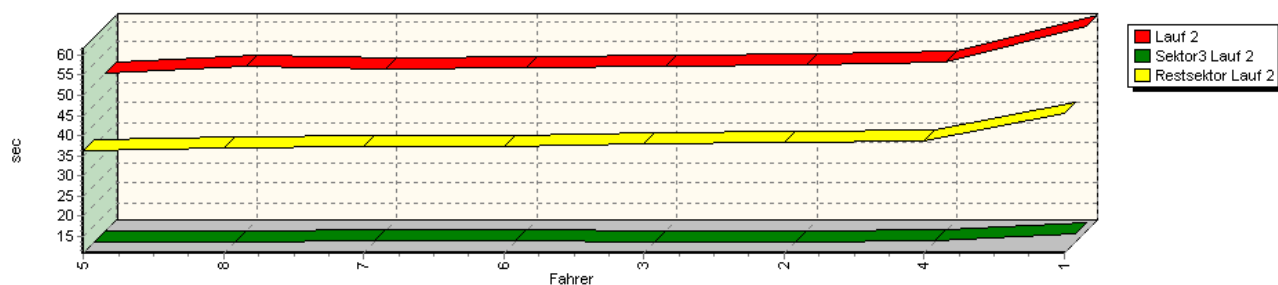


Sektorzeiten & Speeds - Gruppe E2-SS

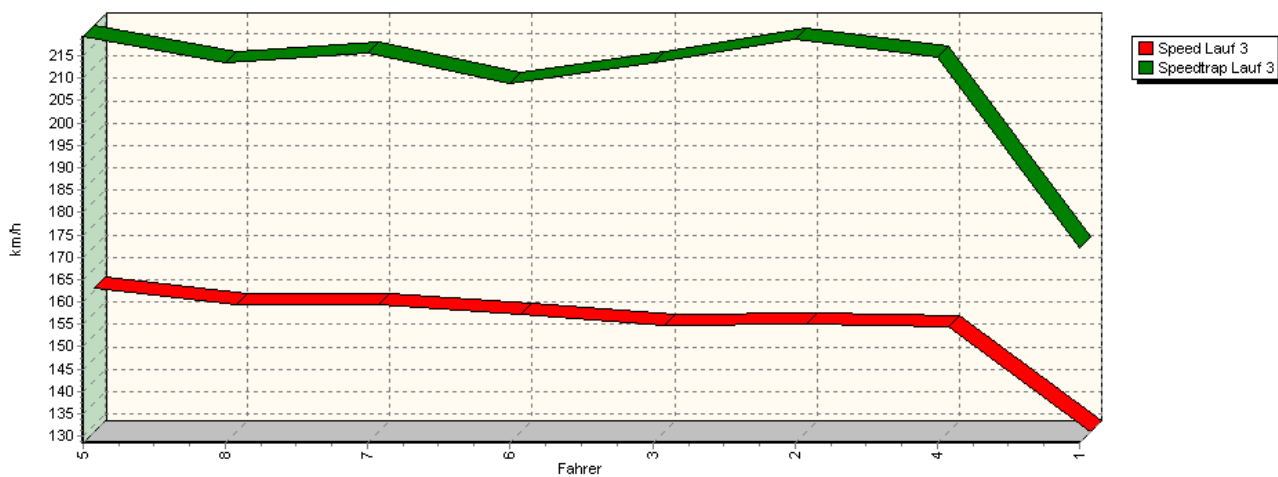
Sektor-Diagramm (Start) Lauf 2



Sektor-Diagramm (Rest) Lauf 2

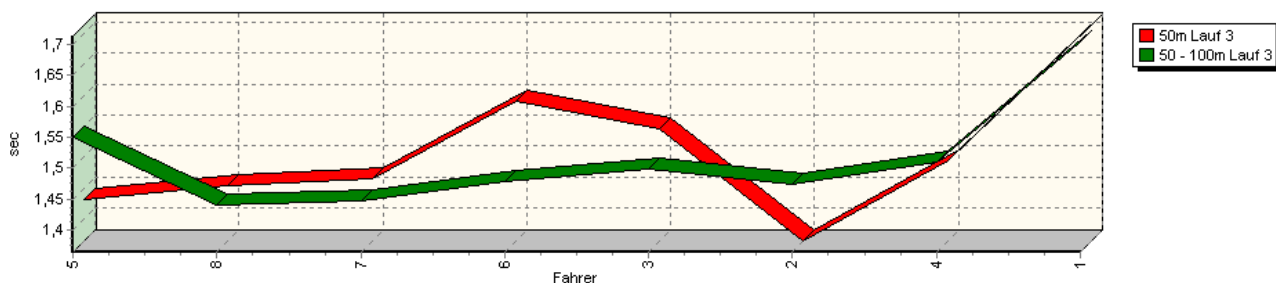


Speed-Diagramm Lauf 3

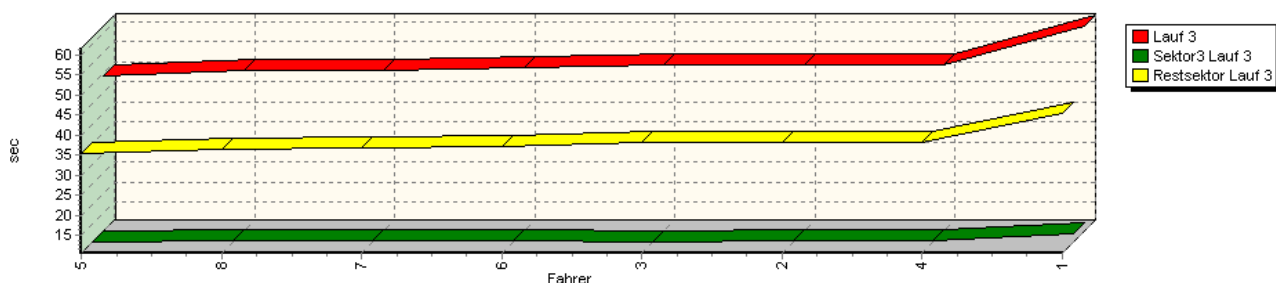


Sektorzeiten & Speeds - Gruppe E2-SS

Sektor-Diagramm (Start) Lauf 3



Sektor-Diagramm (Rest) Lauf 3



Rg.	Nr.		Sektor 1 (15m)	Sektor 2 (15-50m)	Sektor 3	Speed Trap	Sektor 4	Laufzeit	Speed (Lauf)
1	5	STEINER Marcel		Osella FA30/Zytek					
		Lauf 1:	00:01.462	00:01.610	00:10.790	220,59 km/h	00:36.203	00:50.065	158,19 km/h
		Lauf 2:	00:01.468	00:01.572	00:10.728	219,38 km/h	00:36.148	00:49.916	158,66 km/h
		Lauf 3:	00:01.431	00:01.551	00:10.657	219,37 km/h	00:35.619	00:49.258	160,79 km/h
2	8	BORMOLINI Fausto		Reynard K02					
		Lauf 1:	00:01.346	00:01.521	00:10.891	207,13 km/h	00:37.406	00:51.164	154,79 km/h
		Lauf 2:	00:01.872	00:01.985	00:10.781	217,36 km/h	00:37.051	00:51.689	153,22 km/h
		Lauf 3:	00:01.454	00:01.441	00:11.122	213,48 km/h	00:36.437	00:50.454	156,97 km/h
3	7	KRAJCI Jaroslav		Lola B 02/50					
		Lauf 1:	00:01.815	00:01.598	00:11.252	213,85 km/h	00:37.651	00:52.316	151,39 km/h
		Lauf 2:	00:01.539	00:01.477	00:10.912	216,99 km/h	00:37.098	00:51.026	155,21 km/h
		Lauf 3:	00:01.466	00:01.448	00:10.907	215,58 km/h	00:36.670	00:50.491	156,86 km/h
4	6	CINELLI Franco		Lola Zytek					
		Lauf 1:	00:01.502	00:01.467	00:11.222	211,29 km/h	00:37.557	00:51.748	153,05 km/h
		Lauf 2:	00:01.368	00:01.434	00:11.161	209,68 km/h	00:37.398	00:51.361	154,20 km/h
		Lauf 3:	00:01.590	00:01.478	00:11.131	208,94 km/h	00:37.005	00:51.204	154,68 km/h
5	3	NEVERIL Dusan		Lola B 03/50					
		Lauf 1:	00:01.713	00:01.672	00:11.164	210,44 km/h	00:38.928	00:53.477	148,10 km/h
		Lauf 2:	00:01.648	00:01.491	00:10.839	218,36 km/h	00:37.853	00:51.831	152,80 km/h
		Lauf 3:	00:01.546	00:01.498	00:10.655	213,53 km/h	00:38.276	00:51.975	152,38 km/h
6	2	NAPIONE Renzo		Reynard KO2					
		Lauf 1:	00:01.380	00:01.397	00:10.979	219,68 km/h	00:40.023	00:53.779	147,27 km/h
		Lauf 2:	00:01.482	00:01.417	00:10.840	219,34 km/h	00:38.286	00:52.025	152,24 km/h
		Lauf 3:	00:01.365	00:01.474	00:10.924	218,89 km/h	00:38.105	00:51.868	152,69 km/h

Sektorzeiten & Speeds - Gruppe E2-SS

Rg.	Nr.		Sektor 1 (15m)	Sektor 2 (15-50m)	Sektor 3	Speed Trap	Sektor 4	Laufzeit	Speed (Lauf)
7	4	SVOBODA Milan		Lola T 96/50					
		Lauf 1:	00:01.546	00:01.551	00:11.151	212,97 km/h	00:38.875	00:53.123	149,09 km/h
		Lauf 2:	00:01.486	00:01.482	00:10.919	213,59 km/h	00:38.695	00:52.582	150,62 km/h
		Lauf 3:	00:01.494	00:01.511	00:10.963	214,76 km/h	00:38.099	00:52.067	152,11 km/h
8	1	GIULLANI Ivano		Lola ZyteK					
		Lauf 1:	00:01.822	00:01.842	00:13.756	157,71 km/h	00:47.034	01:04.454	122,88 km/h
		Lauf 2:	00:01.782	00:01.738	00:12.731	163,71 km/h	00:45.458	01:01.709	128,35 km/h
		Lauf 3:	00:01.713	00:01.705	00:12.729	172,02 km/h	00:45.485	01:01.632	128,50 km/h