



Int. 41. AvD/MSCR Hauenstein-Bergrennen

6. bis 8. August 2010

Deutsche Bergmeisterschaft / DMSB Bergpokal

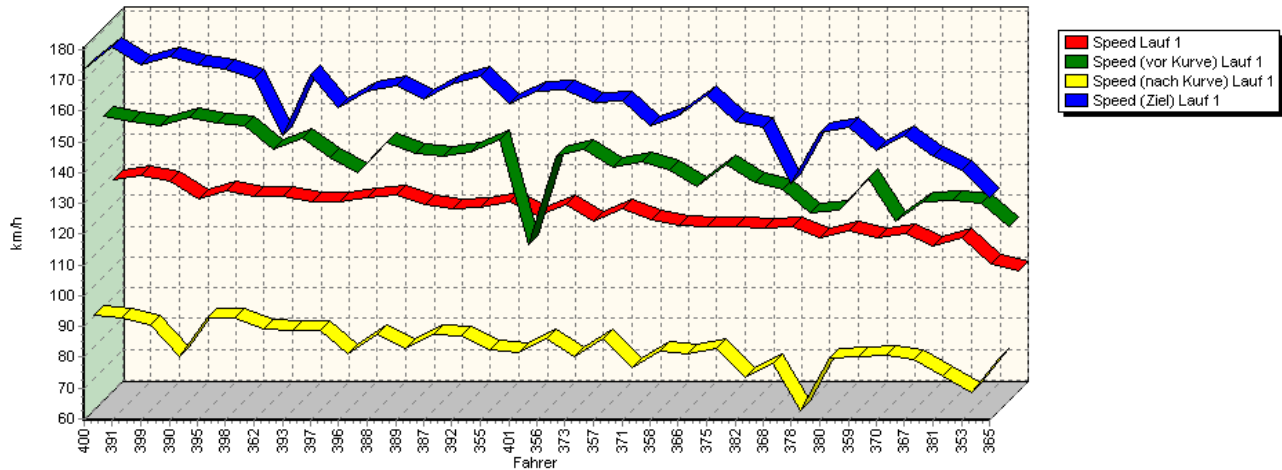
AvD Sportwagen-Berg-Cup / Classic Berg Cup

KW Gruppe H Berg-Cup

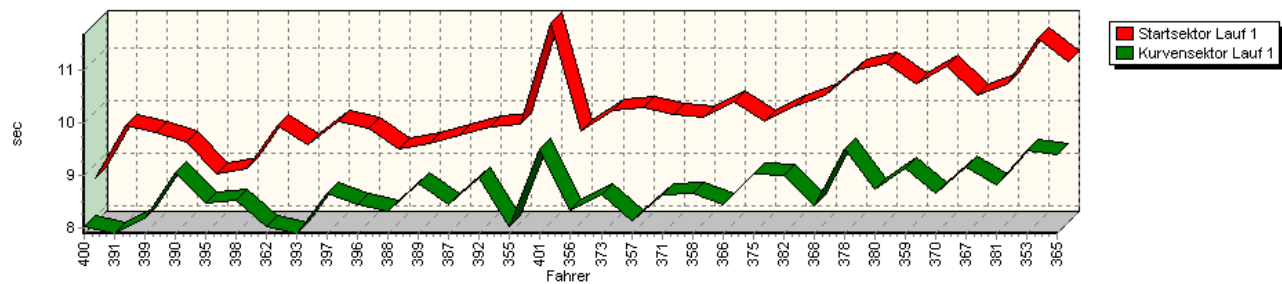


Sektorzeiten & Speeds - Gruppe H bis 2000 ccm - Klasse 32

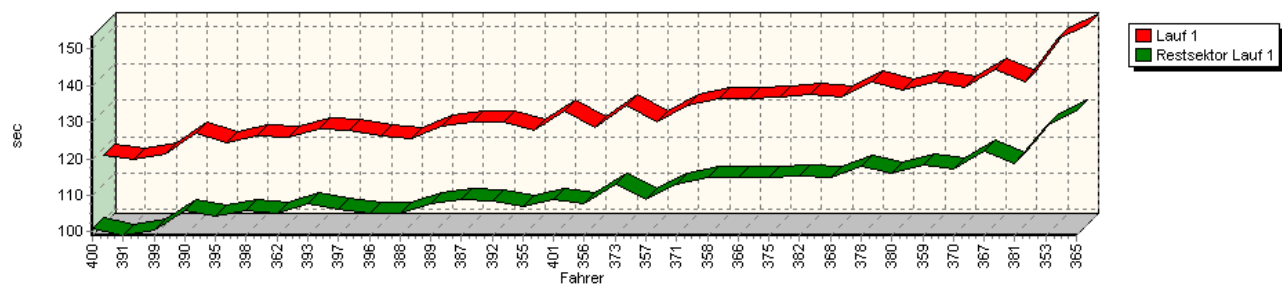
Speed-Diagramm Lauf 1



Sektor-Diagramm (Start) Lauf 1



Sektor-Diagramm (Rest) Lauf 1





Int. 41. AvD/MSCR Hauenstein-Bergrennen

6. bis 8. August 2010

Deutsche Bergmeisterschaft / DMSB Bergpokal

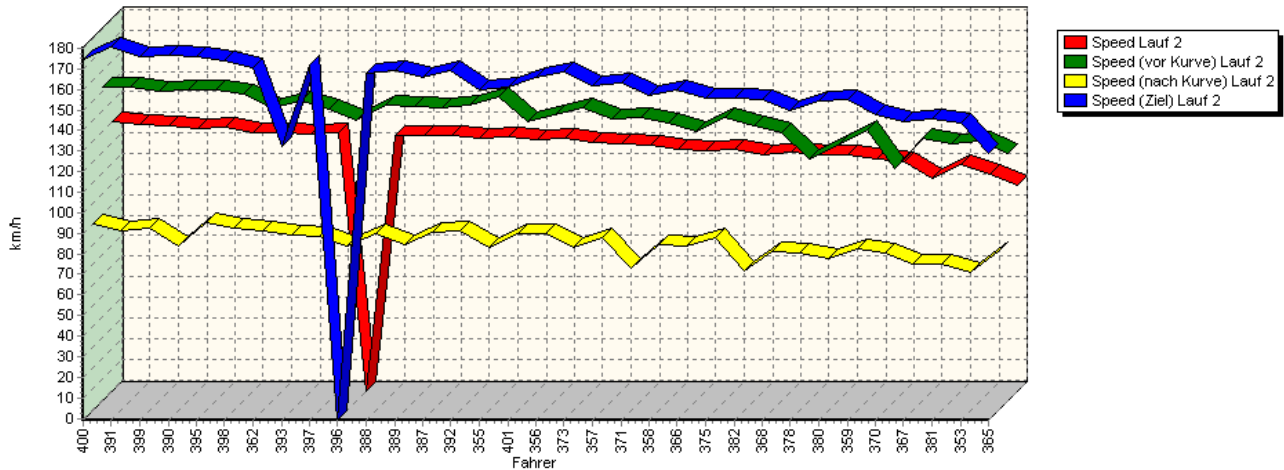
AvD Sportwagen-Berg-Cup / Classic Berg Cup

KW Gruppe H Berg-Cup

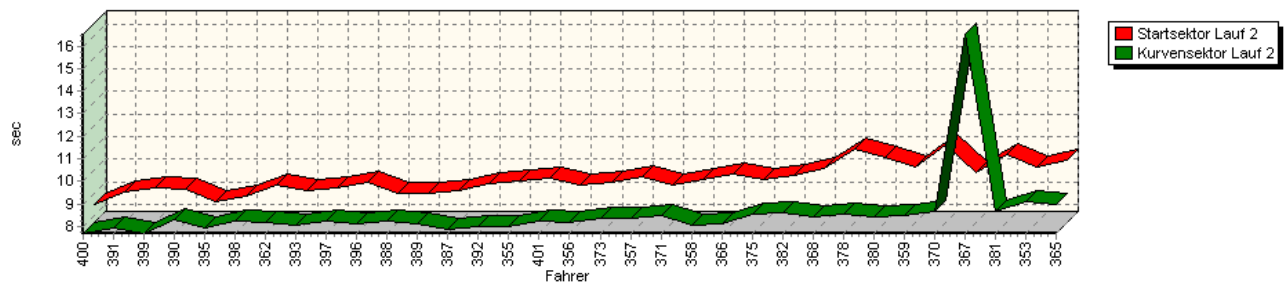


Sektorzeiten & Speeds - Gruppe H bis 2000 ccm - Klasse 32

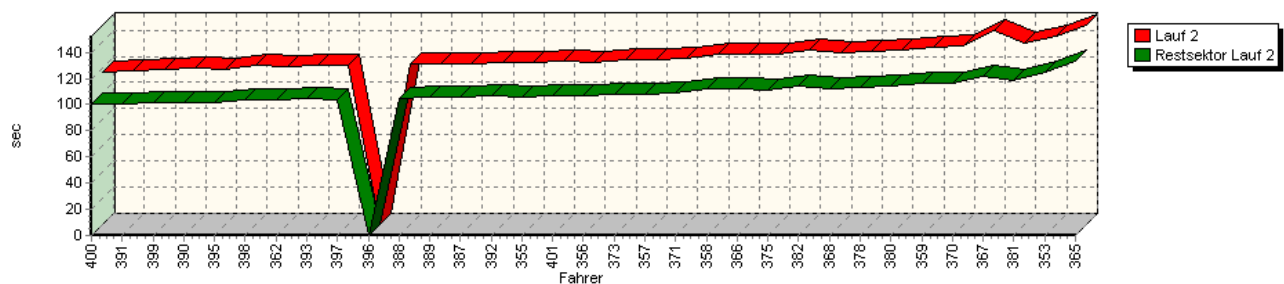
Speed-Diagramm Lauf 2



Sektor-Diagramm (Start) Lauf 2



Sektor-Diagramm (Rest) Lauf 2





Int. 41. AvD/MSCR Hauenstein-Bergrennen

6. bis 8. August 2010

Deutsche Bergmeisterschaft / DMSB Bergpokal

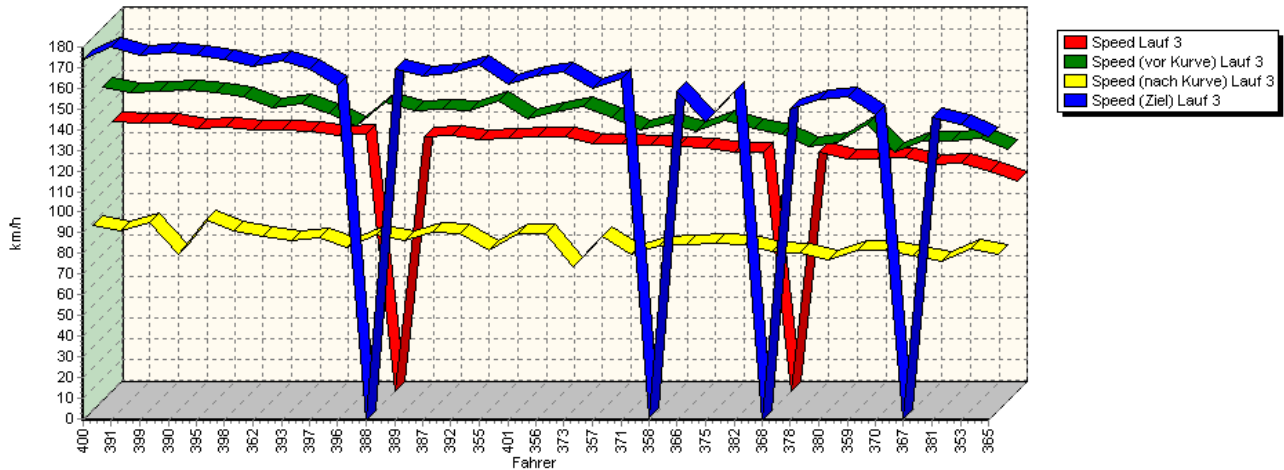
AvD Sportwagen-Berg-Cup / Classic Berg Cup

KW Gruppe H Berg-Cup

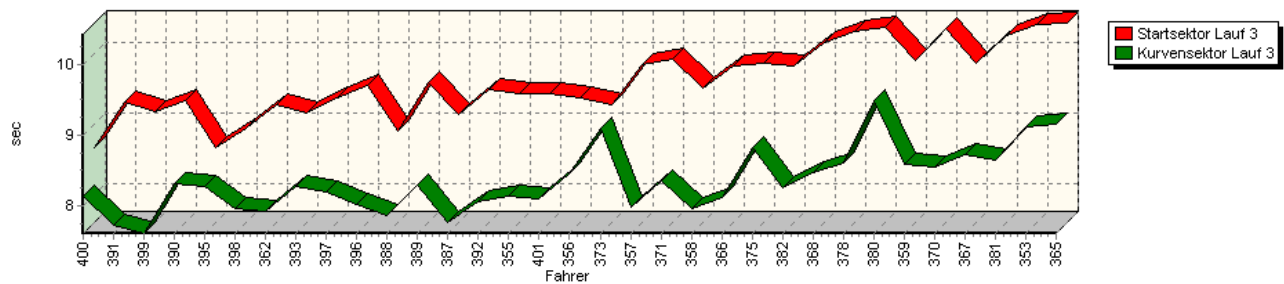


Sektorzeiten & Speeds - Gruppe H bis 2000 ccm - Klasse 32

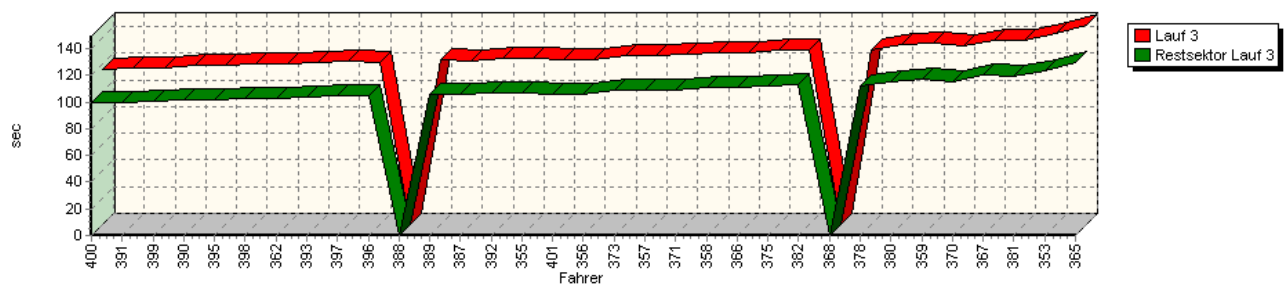
Speed-Diagramm Lauf 3



Sektor-Diagramm (Start) Lauf 3



Sektor-Diagramm (Rest) Lauf 3





Int. 41. AvD/MSCR Hauenstein-Bergrennen

6. bis 8. August 2010

Deutsche Bergmeisterschaft / DMSB Bergpokal

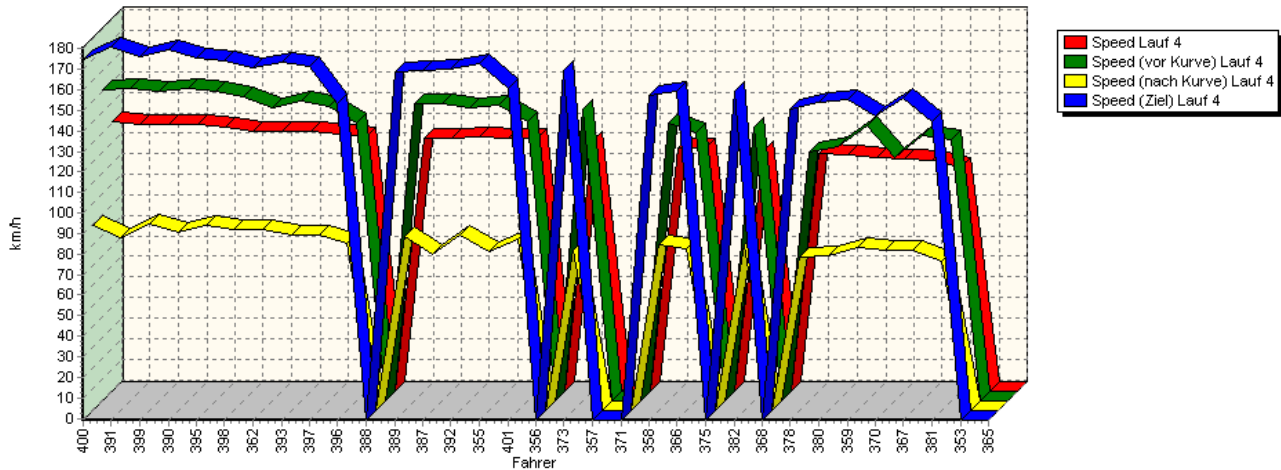
AvD Sportwagen-Berg-Cup / Classic Berg Cup

KW Gruppe H Berg-Cup

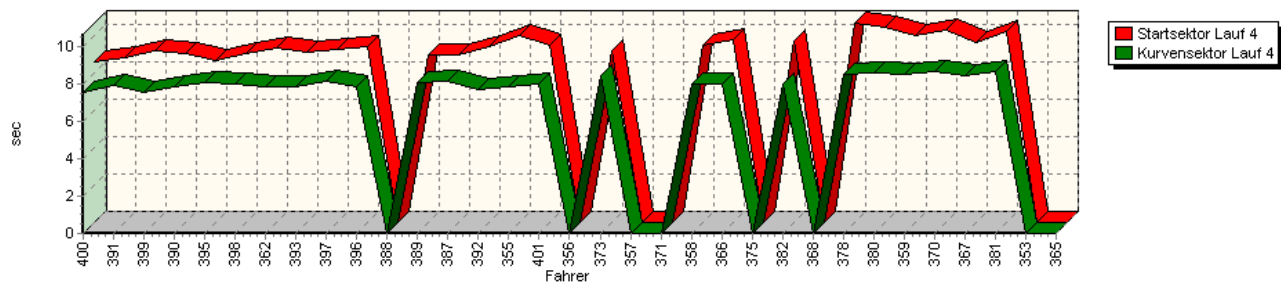


Sektorzeiten & Speeds - Gruppe H bis 2000 ccm - Klasse 32

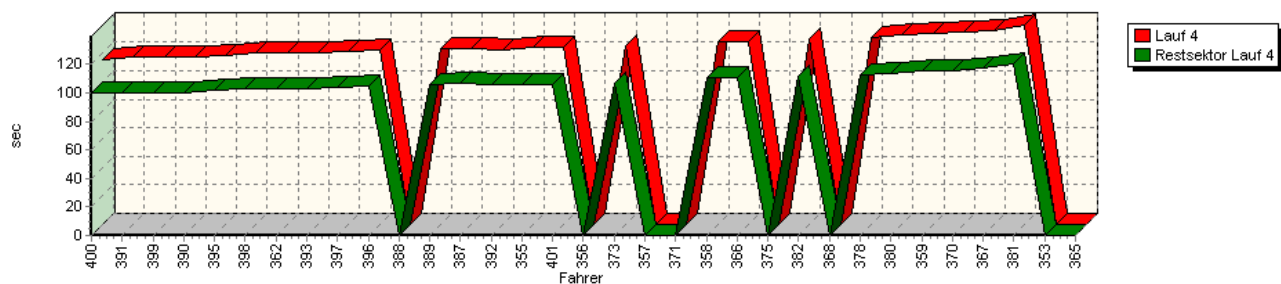
Speed-Diagramm Lauf 4



Sektor-Diagramm (Start) Lauf 4



Sektor-Diagramm (Rest) Lauf 4



Rg.	Nr.	Startsektor	Speed vor Kurve	90°-Kurve	Speed n. K.	Restsektor	Speed Ziel	Laufzeit	Speed (Lauf)	
1	400	HOVEMANN Holger		Opel Kadett C						
		Lauf 1:	00:08.726	152,16 km/h	00:08.033	90,62 km/h	01:41.041	173,84 km/h	01:57.800	128,35 km/h
		Lauf 2:	00:08.501	151,93 km/h	00:07.710	89,59 km/h	01:40.154	174,46 km/h	01:56.365	129,94 km/h
		Lauf 3:	00:08.662	151,02 km/h	00:08.129	89,14 km/h	01:39.722	174,35 km/h	01:56.513	129,77 km/h
		Lauf 4:	00:08.606	150,93 km/h	00:07.579	89,57 km/h	01:39.623	175,04 km/h	01:55.808	130,56 km/h



Int. 41. AvD/MSCR Hauenstein-Bergrennen

6. bis 8. August 2010

Deutsche Bergmeisterschaft / DMSB Bergpokal

AvD Sportwagen-Berg-Cup / Classic Berg Cup

KW Gruppe H Berg-Cup



Sektorzeiten & Speeds - Gruppe H bis 2000 ccm - Klasse 32

Rg.	Nr.	Startsektor	Speed vor Kurve	90°-Kurve	Speed n. K.	Restsektor	Speed Ziel	Laufzeit	Speed (Lauf)	
2	391	ROTTENBERGER Dieter	BMW 318i STW							
		Lauf 1:	00:09.734	150,22 km/h	00:07.890	89,41 km/h	01:39.047	180,87 km/h	01:56.671	129,59 km/h
		Lauf 2:	00:09.045	151,79 km/h	00:07.926	86,27 km/h	01:40.277	180,66 km/h	01:57.248	128,96 km/h
		Lauf 3:	00:09.308	148,82 km/h	00:07.724	86,31 km/h	01:40.165	180,17 km/h	01:57.197	129,01 km/h
		Lauf 4:	00:08.873	151,00 km/h	00:07.921	83,43 km/h	01:40.450	180,97 km/h	01:57.244	128,96 km/h
3	399	MINICHBERGER Mario	VW Scirocco							
		Lauf 1:	00:09.588	148,78 km/h	00:08.175	87,13 km/h	01:40.664	175,23 km/h	01:58.427	127,67 km/h
		Lauf 2:	00:09.193	149,81 km/h	00:07.682	87,77 km/h	01:41.023	176,14 km/h	01:57.898	128,25 km/h
		Lauf 3:	00:09.184	149,63 km/h	00:07.603	90,43 km/h	01:40.514	175,98 km/h	01:57.301	128,90 km/h
		Lauf 4:	00:09.195	149,64 km/h	00:07.569	89,92 km/h	01:40.441	176,33 km/h	01:57.205	129,00 km/h
4	390	KROLL Ralf	VW Golf							
		Lauf 1:	00:09.406	151,71 km/h	00:09.041	76,77 km/h	01:45.740	177,92 km/h	02:04.187	121,75 km/h
		Lauf 2:	00:09.145	150,60 km/h	00:08.322	78,87 km/h	01:41.626	176,82 km/h	01:59.093	126,96 km/h
		Lauf 3:	00:09.332	150,10 km/h	00:08.304	74,91 km/h	01:41.984	177,52 km/h	01:59.620	126,40 km/h
		Lauf 4:	00:09.033	151,29 km/h	00:07.850	85,69 km/h	01:40.403	179,47 km/h	01:57.286	128,92 km/h
5	395	PREISSER Dirk	Opel Kadett C							
		Lauf 1:	00:08.797	149,98 km/h	00:08.461	89,67 km/h	01:44.223	175,00 km/h	02:01.481	124,46 km/h
		Lauf 2:	00:08.593	150,58 km/h	00:07.932	90,21 km/h	01:41.916	176,05 km/h	01:58.441	127,66 km/h
		Lauf 3:	00:08.667	148,41 km/h	00:08.278	91,59 km/h	01:42.089	176,38 km/h	01:59.034	127,02 km/h
		Lauf 4:	00:08.721	150,08 km/h	00:08.113	89,57 km/h	01:41.766	175,48 km/h	01:58.600	127,49 km/h
6	398	SCHMITT Sebastian	Opel Kadett C							
		Lauf 1:	00:08.927	148,91 km/h	00:08.514	89,68 km/h	01:45.690	173,70 km/h	02:03.131	122,80 km/h
		Lauf 2:	00:08.819	148,20 km/h	00:08.230	87,71 km/h	01:44.022	173,94 km/h	02:01.071	124,89 km/h
		Lauf 3:	00:08.938	146,86 km/h	00:07.955	86,47 km/h	01:43.152	174,05 km/h	02:00.045	125,95 km/h
		Lauf 4:	00:09.035	147,32 km/h	00:08.023	86,96 km/h	01:42.926	174,18 km/h	01:59.984	126,02 km/h
7	362	NAUMANN Peter	VW Polo							
		Lauf 1:	00:09.720	141,40 km/h	00:08.025	86,09 km/h	01:45.148	170,68 km/h	02:02.893	123,03 km/h
		Lauf 2:	00:09.317	141,81 km/h	00:08.144	86,18 km/h	01:43.570	170,29 km/h	02:01.031	124,93 km/h
		Lauf 3:	00:09.267	141,11 km/h	00:07.922	83,47 km/h	01:42.879	170,47 km/h	02:00.068	125,93 km/h
		Lauf 4:	00:09.341	141,79 km/h	00:07.900	87,31 km/h	01:43.000	170,82 km/h	02:00.241	125,75 km/h
8	393	WIEBE Andre	Renault Megane							
		Lauf 1:	00:09.368	145,04 km/h	00:07.903	85,75 km/h	01:47.822	152,16 km/h	02:05.093	120,87 km/h
		Lauf 2:	00:09.119	144,74 km/h	00:08.075	84,22 km/h	01:44.693	132,28 km/h	02:01.887	124,05 km/h
		Lauf 3:	00:09.160	143,44 km/h	00:08.275	81,57 km/h	01:43.688	173,29 km/h	02:01.123	124,83 km/h
		Lauf 4:	00:09.105	145,20 km/h	00:07.885	84,73 km/h	01:43.147	173,31 km/h	02:00.137	125,86 km/h
9	397	GÖSER Günter	Opel Kadett C							
		Lauf 1:	00:09.799	138,48 km/h	00:08.642	85,50 km/h	01:46.302	171,67 km/h	02:04.743	121,21 km/h
		Lauf 2:	00:09.221	141,10 km/h	00:08.213	84,01 km/h	01:43.801	172,22 km/h	02:01.235	124,72 km/h
		Lauf 3:	00:09.365	138,87 km/h	00:08.192	82,55 km/h	01:45.051	169,21 km/h	02:02.608	123,32 km/h
		Lauf 4:	00:09.312	142,34 km/h	00:08.169	84,87 km/h	01:43.864	171,83 km/h	02:01.345	124,60 km/h
10	396	WIMMER Norbert	BMW 2002							
		Lauf 1:	00:09.689	133,70 km/h	00:08.450	77,85 km/h	01:45.222	161,08 km/h	02:03.361	122,57 km/h
		Lauf 2:	00:09.453	135,30 km/h	00:08.136	78,75 km/h	*	* km/h	A	* km/h
		Lauf 3:	00:09.542	132,71 km/h	00:08.011	78,10 km/h	01:44.428	161,18 km/h	02:01.981	123,95 km/h
		Lauf 4:	00:09.460	134,67 km/h	00:07.897	80,44 km/h	01:45.333	153,64 km/h	02:02.690	123,24 km/h



Int. 41. AvD/MSCR Hauenstein-Bergrennen

6. bis 8. August 2010

Deutsche Bergmeisterschaft / DMSB Bergpokal

AvD Sportwagen-Berg-Cup / Classic Berg Cup

KW Gruppe H Berg-Cup



Sektorzeiten & Speeds - Gruppe H bis 2000 ccm - Klasse 32

Rg.	Nr.	Startsektor	Speed vor Kurve	90°-Kurve	Speed n. K.	Restsektor	Speed Ziel	Laufzeit	Speed (Lauf)	
11	388	SONDERBAUER Roman	Opel Kadett C							
		Lauf 1:	00:09.287	143,58 km/h	00:08.301	84,16 km/h	01:44.915	166,40 km/h	02:02.503	123,43 km/h
		Lauf 2:	00:08.976	142,87 km/h	00:08.205	84,84 km/h	01:44.977	167,69 km/h	02:02.158	123,77 km/h
		Lauf 3:	00:08.900	143,86 km/h	00:07.865	84,54 km/h	*	* km/h	A	* km/h
		Lauf 4:	*	* km/h	*	* km/h	*	* km/h	*	* km/h
12	389	WEISS Werner	Ford Escort							
		Lauf 1:	00:09.385	140,10 km/h	00:08.837	79,76 km/h	01:47.709	168,16 km/h	02:05.931	120,07 km/h
		Lauf 2:	00:08.997	142,06 km/h	00:08.099	79,96 km/h	01:45.318	169,22 km/h	02:02.414	123,52 km/h
		Lauf 3:	00:09.591	140,18 km/h	00:08.300	81,33 km/h	01:45.604	169,44 km/h	02:03.495	122,43 km/h
		Lauf 4:	00:08.963	143,60 km/h	00:08.099	83,70 km/h	01:46.273	168,96 km/h	02:03.335	122,59 km/h
13	387	FAATH Sascha	Opel Kadett C							
		Lauf 1:	00:09.542	139,20 km/h	00:08.432	84,29 km/h	01:49.068	163,65 km/h	02:07.042	119,02 km/h
		Lauf 2:	00:09.080	141,63 km/h	00:07.891	85,49 km/h	01:45.629	165,73 km/h	02:02.600	123,33 km/h
		Lauf 3:	00:09.145	140,68 km/h	00:07.764	85,59 km/h	01:45.560	165,75 km/h	02:02.469	123,46 km/h
		Lauf 4:	00:09.022	143,78 km/h	00:08.196	74,94 km/h	01:46.407	169,73 km/h	02:03.625	122,31 km/h
14	392	FLIK Thomas	Renault Clio							
		Lauf 1:	00:09.693	140,28 km/h	00:08.938	83,87 km/h	01:48.367	168,68 km/h	02:06.998	119,06 km/h
		Lauf 2:	00:09.387	143,18 km/h	00:08.007	86,29 km/h	01:46.735	169,00 km/h	02:04.129	121,81 km/h
		Lauf 3:	00:09.496	139,61 km/h	00:08.051	84,86 km/h	01:47.477	167,71 km/h	02:05.024	120,94 km/h
		Lauf 4:	00:09.426	142,15 km/h	00:07.755	84,40 km/h	01:45.592	170,25 km/h	02:02.773	123,15 km/h
15	355	AUER Christian	Ford Mondeo V6							
		Lauf 1:	00:09.763	144,54 km/h	00:08.032	79,41 km/h	01:47.128	171,28 km/h	02:04.923	121,03 km/h
		Lauf 2:	00:09.496	146,88 km/h	00:07.970	78,46 km/h	01:45.877	159,55 km/h	02:03.343	122,58 km/h
		Lauf 3:	00:09.438	144,66 km/h	00:08.139	77,14 km/h	01:46.674	171,23 km/h	02:04.251	121,69 km/h
		Lauf 4:	00:10.020	143,30 km/h	00:07.866	76,64 km/h	01:45.953	173,02 km/h	02:03.839	122,09 km/h
16	401	ELLER Hans-Peter	Opel Kadett C							
		Lauf 1:	00:11.672	110,24 km/h	00:09.489	78,54 km/h	01:48.734	162,38 km/h	02:09.895	116,40 km/h
		Lauf 2:	00:09.673	134,72 km/h	00:08.206	85,05 km/h	01:46.678	161,24 km/h	02:04.557	121,39 km/h
		Lauf 3:	00:09.425	135,80 km/h	00:08.096	84,56 km/h	01:46.053	162,23 km/h	02:03.574	122,36 km/h
		Lauf 4:	00:09.521	135,03 km/h	00:07.996	82,30 km/h	01:46.309	160,94 km/h	02:03.826	122,11 km/h
17	356	WEBER Jens	Opel Kadett C							
		Lauf 1:	00:09.614	139,09 km/h	00:08.331	82,99 km/h	01:47.753	166,61 km/h	02:05.698	120,29 km/h
		Lauf 2:	00:09.314	138,53 km/h	00:08.144	85,13 km/h	01:46.670	166,05 km/h	02:04.128	121,81 km/h
		Lauf 3:	00:09.372	139,05 km/h	00:08.454	85,04 km/h	01:45.948	166,11 km/h	02:03.774	122,16 km/h
		Lauf 4:	*	* km/h	*	* km/h	*	* km/h	*	* km/h
18	373	FINK Marco	BMW 320i							
		Lauf 1:	00:10.024	141,15 km/h	00:08.617	76,87 km/h	01:52.932	166,75 km/h	02:11.573	114,92 km/h
		Lauf 2:	00:09.458	141,69 km/h	00:08.358	78,38 km/h	01:48.278	168,64 km/h	02:06.094	119,91 km/h
		Lauf 3:	00:09.272	142,09 km/h	00:09.100	68,64 km/h	01:48.698	168,24 km/h	02:07.070	118,99 km/h
		Lauf 4:	00:09.219	141,47 km/h	00:08.481	77,43 km/h	01:47.287	169,24 km/h	02:04.987	120,97 km/h
19	357	LORIG Ingo	VW Golf GTI							
		Lauf 1:	00:10.076	135,32 km/h	00:08.123	83,03 km/h	01:48.877	162,91 km/h	02:07.076	118,98 km/h
		Lauf 2:	00:09.727	135,96 km/h	00:08.362	82,85 km/h	01:48.200	161,88 km/h	02:06.289	119,73 km/h
		Lauf 3:	00:09.852	136,88 km/h	00:07.986	83,59 km/h	01:49.416	159,88 km/h	02:07.254	118,82 km/h
		Lauf 4:	*	* km/h	*	* km/h	*	* km/h	*	* km/h



Int. 41. AvD/MSCR Hauenstein-Bergrennen

6. bis 8. August 2010

Deutsche Bergmeisterschaft / DMSB Bergpokal

AvD Sportwagen-Berg-Cup / Classic Berg Cup

KW Gruppe H Berg-Cup



Sektorzeiten & Speeds - Gruppe H bis 2000 ccm - Klasse 32

Rg.	Nr.	Startsektor	Speed vor Kurve	90°-Kurve	Speed n. K.	Restsektor	Speed Ziel	Laufzeit	Speed (Lauf)	
20	371	FRÖHLICH Werner	BMW 320is							
		Lauf 1:	00:09.929	137,17 km/h	00:08.631	73,23 km/h	01:52.877	163,48 km/h	02:11.437	115,04 km/h
		Lauf 2:	00:09.370	136,71 km/h	00:08.494	68,44 km/h	01:49.265	163,24 km/h	02:07.129	118,93 km/h
		Lauf 3:	00:09.927	130,64 km/h	00:08.355	74,53 km/h	01:49.158	164,86 km/h	02:07.440	118,64 km/h
		Lauf 4:	*	* km/h	*	* km/h	*	* km/h	*	* km/h
21	358	KRUHS Gino	Renault Megane							
		Lauf 1:	00:09.887	134,53 km/h	00:08.659	78,57 km/h	01:54.811	155,42 km/h	02:13.357	113,38 km/h
		Lauf 2:	00:09.611	133,98 km/h	00:08.056	79,46 km/h	01:52.038	157,03 km/h	02:09.705	116,57 km/h
		Lauf 3:	00:09.508	134,03 km/h	00:07.961	78,97 km/h	01:50.942	0,10 km/h	02:08.411	117,75 km/h
		Lauf 4:	00:09.474	134,59 km/h	00:08.052	80,10 km/h	01:51.075	157,33 km/h	02:08.601	117,57 km/h
22	366	BRÜGGE Frank	VW Golf							
		Lauf 1:	00:10.171	129,06 km/h	00:08.437	77,98 km/h	01:55.002	158,47 km/h	02:13.610	113,17 km/h
		Lauf 2:	00:09.820	130,10 km/h	00:08.097	78,96 km/h	01:52.554	159,66 km/h	02:10.471	115,89 km/h
		Lauf 3:	00:09.828	129,85 km/h	00:08.112	79,43 km/h	01:51.086	158,95 km/h	02:09.026	117,19 km/h
		Lauf 4:	00:09.816	129,62 km/h	00:08.052	78,14 km/h	01:50.643	159,48 km/h	02:08.511	117,66 km/h
23	375	BEHR Martin	BMW 2002							
		Lauf 1:	00:09.816	136,25 km/h	00:09.029	79,68 km/h	01:55.003	165,01 km/h	02:13.848	112,96 km/h
		Lauf 2:	00:09.594	136,80 km/h	00:08.535	83,03 km/h	01:51.474	156,01 km/h	02:09.603	116,66 km/h
		Lauf 3:	00:09.857	135,31 km/h	00:08.819	80,09 km/h	01:52.449	143,64 km/h	02:11.125	115,31 km/h
		Lauf 4:	*	* km/h	*	* km/h	*	* km/h	*	* km/h
24	382	PETER Guido	VW Golf							
		Lauf 1:	00:10.092	130,59 km/h	00:09.003	70,19 km/h	01:55.416	156,56 km/h	02:14.511	112,41 km/h
		Lauf 2:	00:09.795	132,67 km/h	00:08.586	66,84 km/h	01:54.513	155,69 km/h	02:12.894	113,78 km/h
		Lauf 3:	00:09.815	131,44 km/h	00:08.246	79,84 km/h	01:52.989	158,94 km/h	02:11.050	115,38 km/h
		Lauf 4:	00:09.757	132,39 km/h	00:08.018	79,74 km/h	01:52.130	159,09 km/h	02:09.905	116,39 km/h
25	368	KÖBELE Manfred	Opel Kadett C							
		Lauf 1:	00:10.295	128,40 km/h	00:08.406	74,56 km/h	01:54.996	154,81 km/h	02:13.697	113,09 km/h
		Lauf 2:	00:10.051	129,26 km/h	00:08.440	76,62 km/h	01:52.379	154,98 km/h	02:10.870	115,53 km/h
		Lauf 3:	00:10.157	128,55 km/h	00:08.460	76,19 km/h	*	* km/h	A	* km/h
		Lauf 4:	*	* km/h	*	* km/h	*	* km/h	*	* km/h
26	378	EHRET Christian	Opel Ascona B							
		Lauf 1:	00:10.776	120,72 km/h	00:09.497	59,45 km/h	01:57.799	136,32 km/h	02:18.072	109,51 km/h
		Lauf 2:	00:10.969	116,41 km/h	00:08.552	75,80 km/h	01:53.077	149,92 km/h	02:12.598	114,03 km/h
		Lauf 3:	00:10.310	122,56 km/h	00:08.597	75,23 km/h	01:52.410	149,84 km/h	02:11.317	115,14 km/h
		Lauf 4:	00:10.696	120,46 km/h	00:08.554	73,67 km/h	01:52.272	150,50 km/h	02:11.522	114,96 km/h
27	380	HATEZIC Johann	Opel Ascona B							
		Lauf 1:	00:10.917	121,71 km/h	00:08.743	76,53 km/h	01:55.938	153,17 km/h	02:15.598	111,51 km/h
		Lauf 2:	00:10.558	123,52 km/h	00:08.414	73,00 km/h	01:53.725	154,39 km/h	02:12.697	113,94 km/h
		Lauf 3:	00:10.374	124,32 km/h	00:09.497	72,22 km/h	01:55.427	154,90 km/h	02:15.298	111,75 km/h
		Lauf 4:	00:10.486	123,34 km/h	00:08.623	74,81 km/h	01:53.479	154,33 km/h	02:12.588	114,04 km/h
28	359	MANTIK Hermann	Ford Escort							
		Lauf 1:	00:10.519	131,85 km/h	00:09.124	77,03 km/h	01:58.492	154,76 km/h	02:18.135	109,46 km/h
		Lauf 2:	00:10.167	131,02 km/h	00:08.508	77,84 km/h	01:56.602	154,77 km/h	02:15.277	111,77 km/h
		Lauf 3:	00:09.902	133,49 km/h	00:08.593	76,53 km/h	01:57.153	155,78 km/h	02:15.648	111,46 km/h
		Lauf 4:	00:10.034	133,14 km/h	00:08.533	78,57 km/h	01:55.380	155,66 km/h	02:13.947	112,88 km/h



Int. 41. AvD/MSCR Hauenstein-Bergrennen

6. bis 8. August 2010

Deutsche Bergmeisterschaft / DMSB Bergpokal

AvD Sportwagen-Berg-Cup / Classic Berg Cup

KW Gruppe H Berg-Cup



Sektorzeiten & Speeds - Gruppe H bis 2000 ccm - Klasse 32

Rg.	Nr.	Startsektor	Speed vor Kurve	90°-Kurve	Speed n. K.	Restsektor	Speed Ziel	Laufzeit	Speed (Lauf)	
29	370	SEITZ Hans-Dieter	Ford Escort							
		Lauf 1:	00:10.862	117,69 km/h	00:08.646	77,49 km/h	01:57.175	147,07 km/h	02:16.683	110,62 km/h
		Lauf 2:	00:11.094	111,84 km/h	00:08.682	75,68 km/h	01:56.784	147,84 km/h	02:16.560	110,72 km/h
		Lauf 3:	00:10.357	119,77 km/h	00:08.537	77,16 km/h	01:55.527	147,48 km/h	02:14.421	112,48 km/h
		Lauf 4:	00:10.306	117,94 km/h	00:08.676	77,32 km/h	01:55.549	146,94 km/h	02:14.531	112,39 km/h
30	367	KONSTANZER Alex	Opel Kadett C							
		Lauf 1:	00:10.306	124,32 km/h	00:09.139	76,20 km/h	02:02.014	151,96 km/h	02:21.459	106,89 km/h
		Lauf 2:	00:09.916	126,88 km/h	00:16.532	70,63 km/h	02:01.342	144,48 km/h	02:27.790	102,31 km/h
		Lauf 3:	00:09.872	125,38 km/h	00:08.731	74,11 km/h	02:00.056	0,00 km/h	02:18.659	109,04 km/h
		Lauf 4:	00:09.656	128,35 km/h	00:08.455	77,45 km/h	01:57.727	156,26 km/h	02:15.838	111,31 km/h
31	381	LANG Bernhard	Ford Escort							
		Lauf 1:	00:10.523	124,58 km/h	00:08.811	70,91 km/h	01:58.854	145,53 km/h	02:18.188	109,42 km/h
		Lauf 2:	00:10.724	124,07 km/h	00:08.650	70,35 km/h	01:58.613	145,81 km/h	02:17.987	109,58 km/h
		Lauf 3:	00:10.253	125,48 km/h	00:08.651	71,53 km/h	01:59.070	146,20 km/h	02:17.974	109,59 km/h
		Lauf 4:	00:10.268	126,63 km/h	00:08.666	71,59 km/h	02:00.879	144,61 km/h	02:19.813	108,14 km/h
32	353	HETZEL Andreas	VW Golf							
		Lauf 1:	00:11.382	123,85 km/h	00:09.458	65,09 km/h	02:08.830	140,79 km/h	02:29.670	101,02 km/h
		Lauf 2:	00:10.153	125,35 km/h	00:09.100	66,14 km/h	02:05.034	143,61 km/h	02:24.287	104,79 km/h
		Lauf 3:	00:10.415	126,32 km/h	00:09.121	77,82 km/h	02:03.840	142,71 km/h	02:23.376	105,46 km/h
		Lauf 4:	*	* km/h	*	* km/h	*	* km/h	*	* km/h
33	365	SCHWANECKE Gero	VW Golf GTI							
		Lauf 1:	00:10.948	116,00 km/h	00:09.395	76,75 km/h	02:13.204	131,92 km/h	02:33.547	98,47 km/h
		Lauf 2:	00:10.435	119,11 km/h	00:08.988	76,47 km/h	02:12.834	129,01 km/h	02:32.257	99,31 km/h
		Lauf 3:	00:10.433	121,03 km/h	00:09.157	74,82 km/h	02:10.019	136,82 km/h	02:29.609	101,06 km/h
		Lauf 4:	*	* km/h	*	* km/h	*	* km/h	*	* km/h