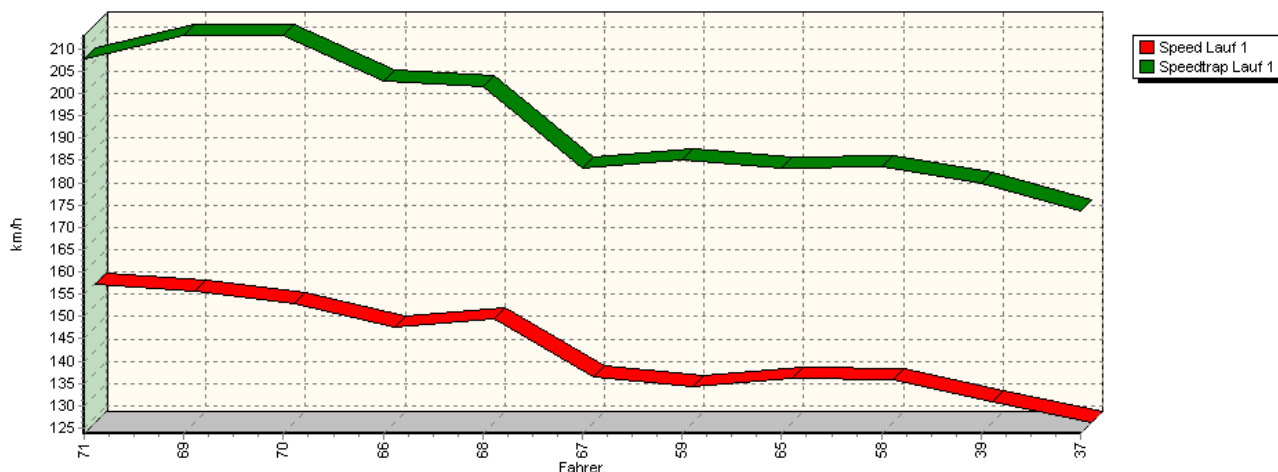
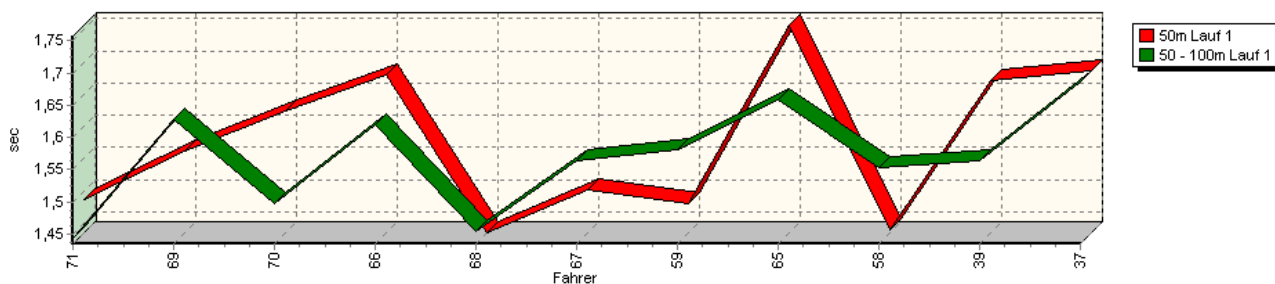


Sektorzeiten & Speeds - Gruppe E2-SC

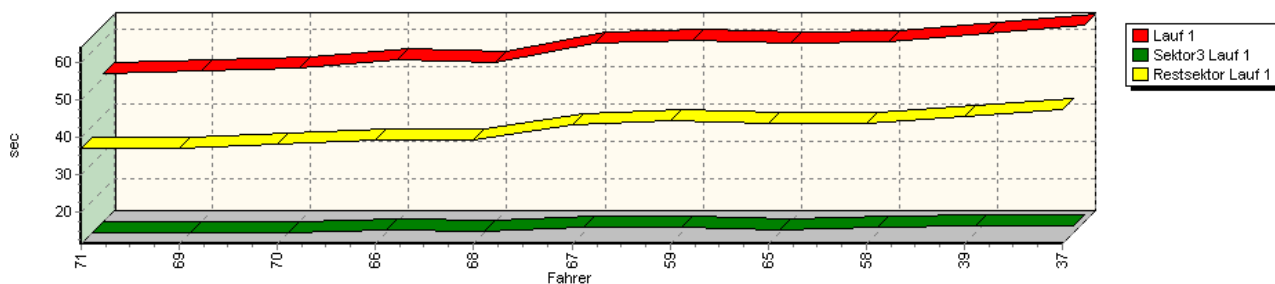
Speed-Diagramm Lauf 1



Sektor-Diagramm (Start) Lauf 1

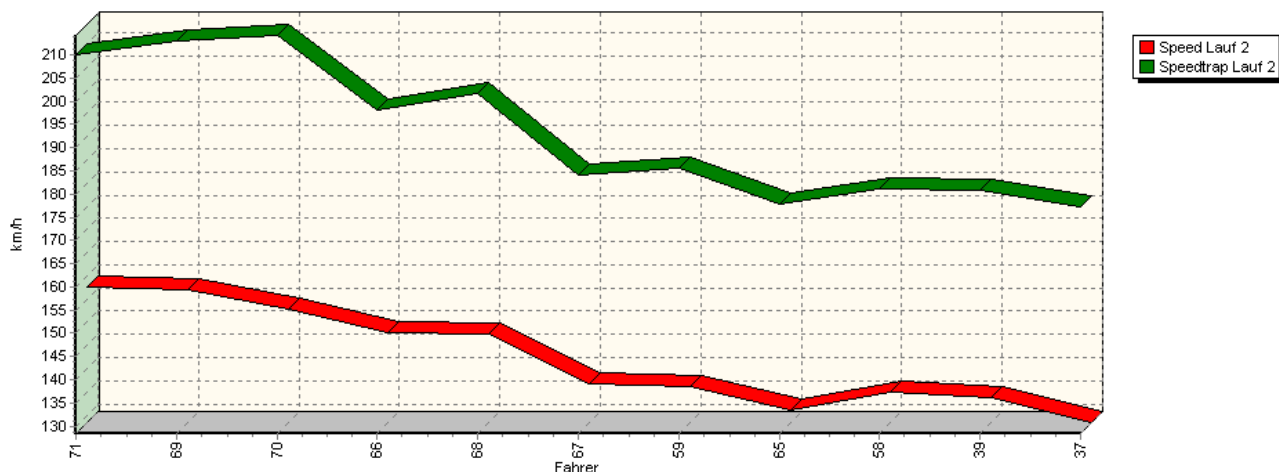


Sektor-Diagramm (Rest) Lauf 1

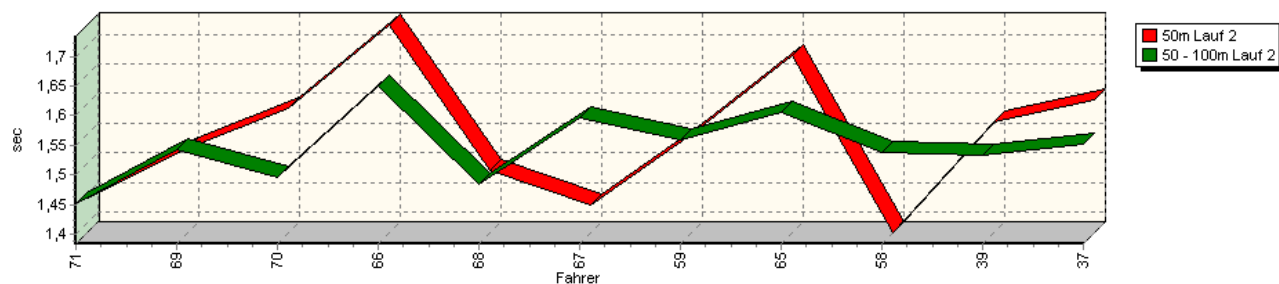


Sektorzeiten & Speeds - Gruppe E2-SC

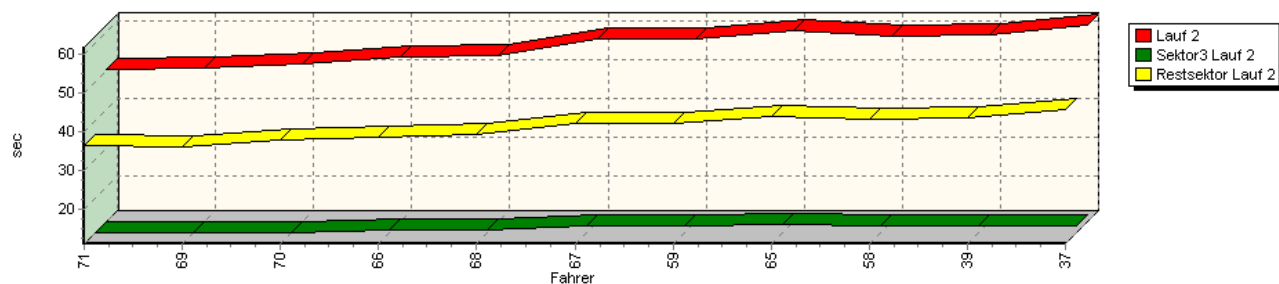
Speed-Diagramm Lauf 2



Sektor-Diagramm (Start) Lauf 2

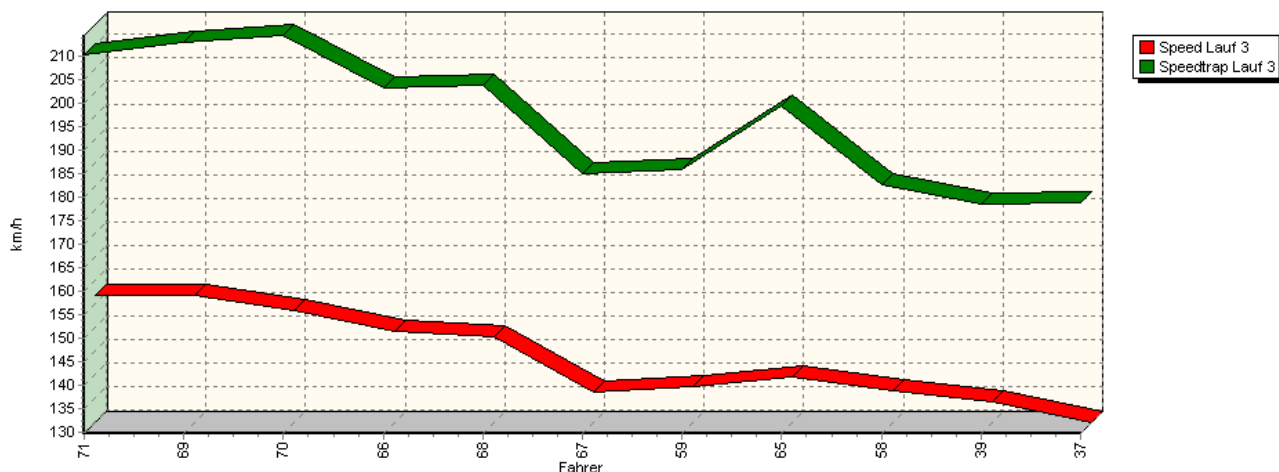


Sektor-Diagramm (Rest) Lauf 2

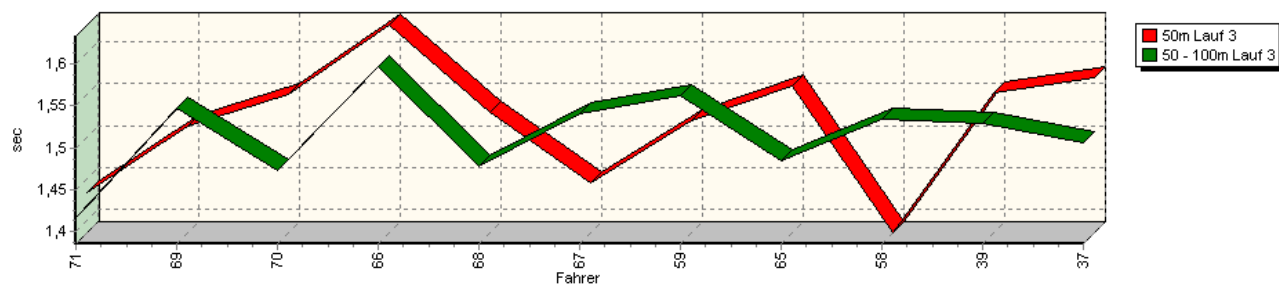


Sektorzeiten & Speeds - Gruppe E2-SC

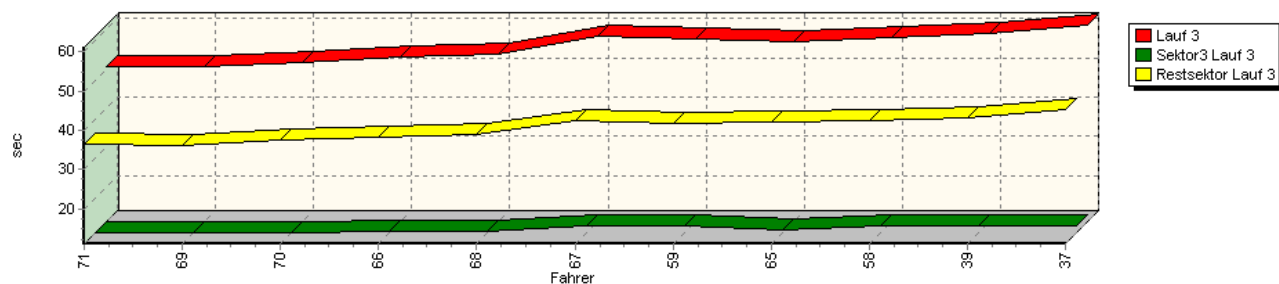
Speed-Diagramm Lauf 3



Sektor-Diagramm (Start) Lauf 3

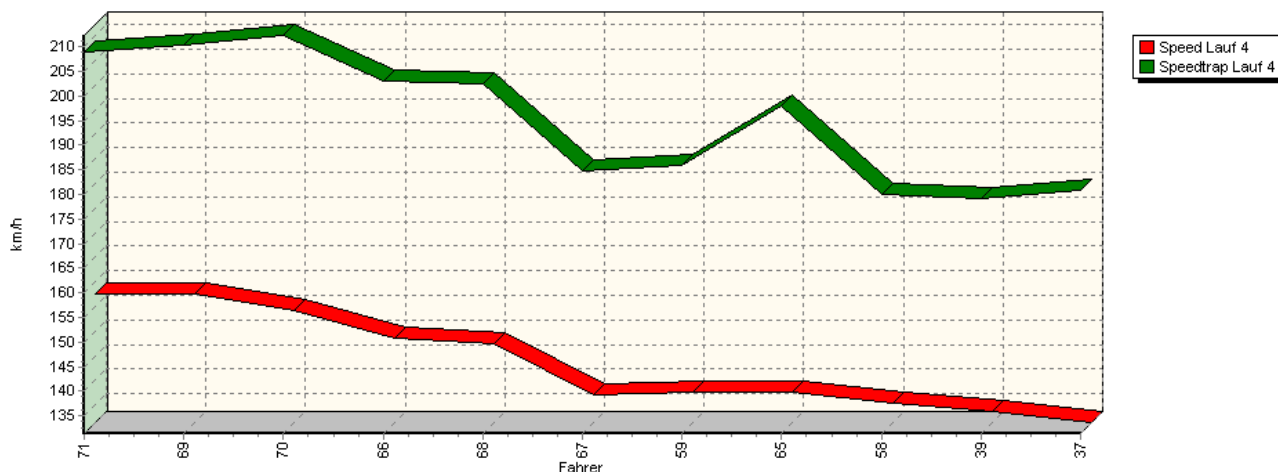


Sektor-Diagramm (Rest) Lauf 3

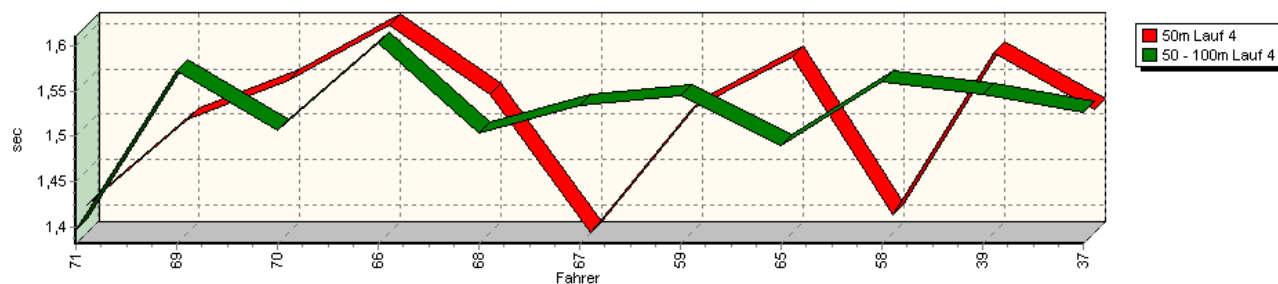


Sektorzeiten & Speeds - Gruppe E2-SC

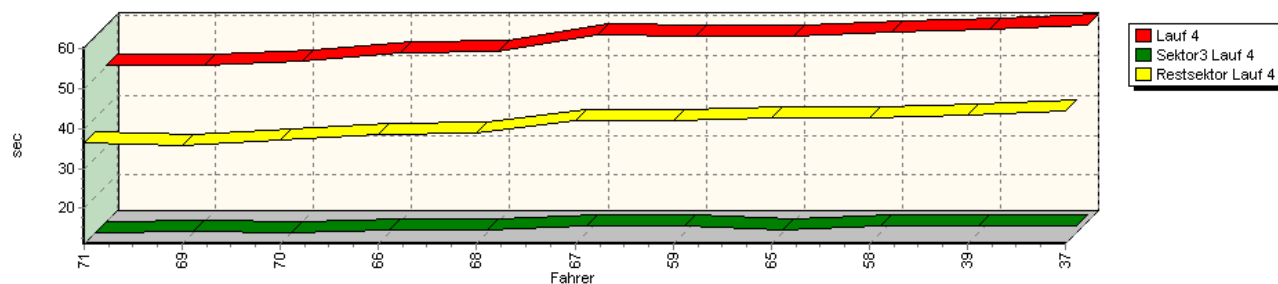
Speed-Diagramm Lauf 4



Sektor-Diagramm (Start) Lauf 4



Sektor-Diagramm (Rest) Lauf 4



Rg.	Nr.	Sektor 1 (15m)	Sektor 2 (15-50m)	Sektor 3	Speed Trap	Sektor 4	Laufzeit	Speed (Lauf)	
1	71	STEINER Marcel		Martini MK-77/BMW					
		Lauf 1:	00:01.486	00:01.444	00:11.396	207,89 km/h	00:36.844	00:51.170	154,78 km/h
		Lauf 2:	00:01.442	00:01.452	00:11.104	209,90 km/h	00:36.285	00:50.283	157,51 km/h
		Lauf 3:	00:01.433	00:01.417	00:11.120	210,20 km/h	00:36.560	00:50.530	156,74 km/h
		Lauf 4:	00:01.411	00:01.397	00:11.172	208,99 km/h	00:36.296	00:50.276	157,53 km/h

Sektorzeiten & Speeds - Gruppe E2-SC

Rg.	Nr.		Sektor 1 (15m)	Sektor 2 (15-50m)	Sektor 3	Speed Trap	Sektor 4	Laufzeit	Speed (Lauf)
2	69	WEIDINGER Jörg		Osella BMW PA 20/S					
		Lauf 1:	00:01.561	00:01.628	00:11.411	213,03 km/h	00:37.080	00:51.680	153,25 km/h
		Lauf 2:	00:01.527	00:01.542	00:11.220	212,87 km/h	00:36.165	00:50.454	156,97 km/h
		Lauf 3:	00:01.513	00:01.547	00:11.256	212,96 km/h	00:36.186	00:50.502	156,83 km/h
		Lauf 4:	00:01.506	00:01.572	00:11.414	210,36 km/h	00:35.819	00:50.311	157,42 km/h
3	70	LANG Uwe		Osella PA 20/S					
		Lauf 1:	00:01.623	00:01.497	00:11.372	212,94 km/h	00:38.148	00:52.640	150,45 km/h
		Lauf 2:	00:01.595	00:01.497	00:11.044	214,20 km/h	00:37.647	00:51.783	152,95 km/h
		Lauf 3:	00:01.550	00:01.473	00:11.084	214,44 km/h	00:37.544	00:51.651	153,34 km/h
		Lauf 4:	00:01.550	00:01.506	00:11.235	212,31 km/h	00:37.118	00:51.409	154,06 km/h
4	66	BEHNKE Peter		Osella PA 20/S					
		Lauf 1:	00:01.679	00:01.620	00:11.966	202,84 km/h	00:39.295	00:54.560	145,16 km/h
		Lauf 2:	00:01.734	00:01.651	00:11.758	198,08 km/h	00:38.499	00:53.642	147,64 km/h
		Lauf 3:	00:01.633	00:01.596	00:11.568	203,15 km/h	00:38.309	00:53.106	149,14 km/h
		Lauf 4:	00:01.611	00:01.603	00:11.785	203,09 km/h	00:38.332	00:53.331	148,51 km/h
5	68	BEHNKE Michael		Osella PA 20/S					
		Lauf 1:	00:01.435	00:01.454	00:11.673	201,53 km/h	00:39.278	00:53.840	147,10 km/h
		Lauf 2:	00:01.489	00:01.484	00:11.660	201,66 km/h	00:39.052	00:53.685	147,53 km/h
		Lauf 3:	00:01.530	00:01.479	00:11.593	203,95 km/h	00:38.927	00:53.529	147,96 km/h
		Lauf 4:	00:01.535	00:01.503	00:11.813	202,36 km/h	00:38.841	00:53.692	147,51 km/h
6	67	MÜLLER Urs		Argo Alfa Romeo JM 21					
		Lauf 1:	00:01.501	00:01.563	00:12.858	183,23 km/h	00:43.218	00:59.140	133,92 km/h
		Lauf 2:	00:01.431	00:01.596	00:12.781	184,21 km/h	00:42.160	00:57.968	136,63 km/h
		Lauf 3:	00:01.446	00:01.541	00:12.779	184,98 km/h	00:42.483	00:58.249	135,97 km/h
		Lauf 4:	00:01.381	00:01.535	00:12.836	184,89 km/h	00:42.081	00:57.833	136,95 km/h
7	59	BOBINGER Martin		Osella PA 21					
		Lauf 1:	00:01.481	00:01.580	00:12.833	185,25 km/h	00:44.208	01:00.102	131,78 km/h
		Lauf 2:	00:01.549	00:01.559	00:12.809	185,48 km/h	00:42.243	00:58.160	136,18 km/h
		Lauf 3:	00:01.520	00:01.563	00:12.731	185,73 km/h	00:41.884	00:57.698	137,27 km/h
		Lauf 4:	00:01.517	00:01.545	00:12.757	185,78 km/h	00:41.771	00:57.590	137,52 km/h
8	65	ÖPPINGER Erich		Osella PA 16					
		Lauf 1:	00:01.757	00:01.658	00:12.291	183,27 km/h	00:43.579	00:59.285	133,59 km/h
		Lauf 2:	00:01.683	00:01.605	00:13.289	177,89 km/h	00:43.830	01:00.407	131,11 km/h
		Lauf 3:	00:01.560	00:01.484	00:11.793	199,29 km/h	00:42.030	00:56.867	139,27 km/h
		Lauf 4:	00:01.575	00:01.490	00:11.760	197,98 km/h	00:42.738	00:57.563	137,59 km/h
9	58	GEHARD Dino		Norma M20 2B					
		Lauf 1:	00:01.439	00:01.552	00:12.725	183,49 km/h	00:43.723	00:59.439	133,25 km/h
		Lauf 2:	00:01.384	00:01.537	00:12.739	181,12 km/h	00:43.050	00:58.710	134,90 km/h
		Lauf 3:	00:01.386	00:01.535	00:12.819	182,54 km/h	00:42.286	00:58.026	136,49 km/h
		Lauf 4:	00:01.401	00:01.561	00:12.963	179,95 km/h	00:42.621	00:58.546	135,28 km/h
10	39	WOLPERT Uwe		UWR WFK					
		Lauf 1:	00:01.671	00:01.563	00:13.071	179,71 km/h	00:45.393	01:01.698	128,37 km/h
		Lauf 2:	00:01.571	00:01.534	00:12.754	180,72 km/h	00:43.413	00:59.272	133,62 km/h
		Lauf 3:	00:01.553	00:01.529	00:12.707	178,58 km/h	00:43.269	00:59.058	134,10 km/h
		Lauf 4:	00:01.581	00:01.547	00:12.861	179,04 km/h	00:43.280	00:59.269	133,63 km/h

Sektorzeiten & Speeds - Gruppe E2-SC

Rg.	Nr.		Sektor 1 (15m)	Sektor 2 (15-50m)	Sektor 3	Speed Trap	Sektor 4	Laufzeit	Speed (Lauf)
11	37	FOREL Bernard		Norma M 20					
		Lauf 1:	00:01.686	00:01.687	00:13.230	173,76 km/h	00:47.403	01:04.006	123,74 km/h
		Lauf 2:	00:01.609	00:01.551	00:12.987	177,31 km/h	00:45.535	01:01.682	128,40 km/h
		Lauf 3:	00:01.571	00:01.506	00:12.925	178,81 km/h	00:45.096	01:01.098	129,63 km/h
		Lauf 4:	00:01.517	00:01.527	00:12.775	180,85 km/h	00:44.448	01:00.267	131,42 km/h