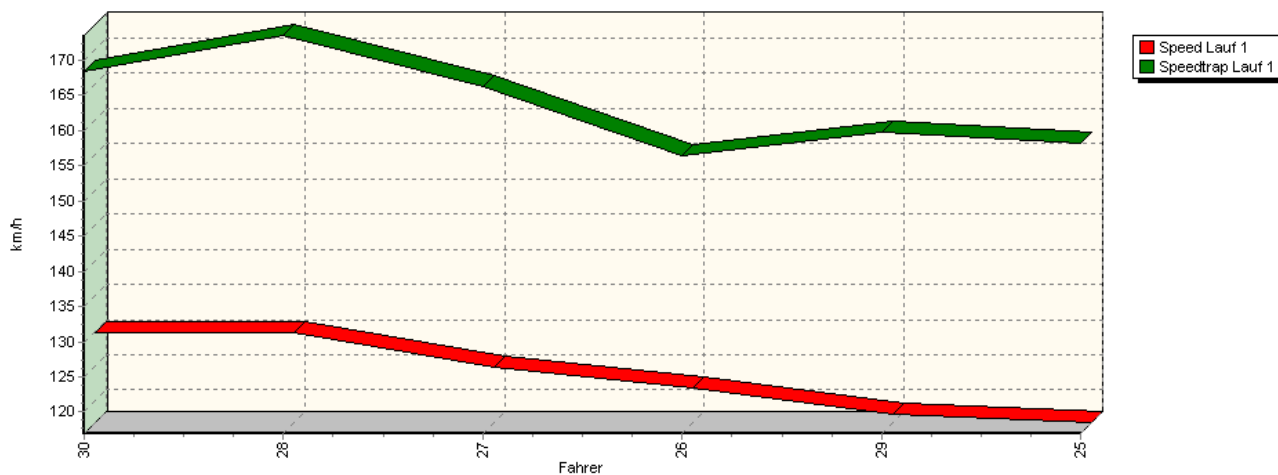
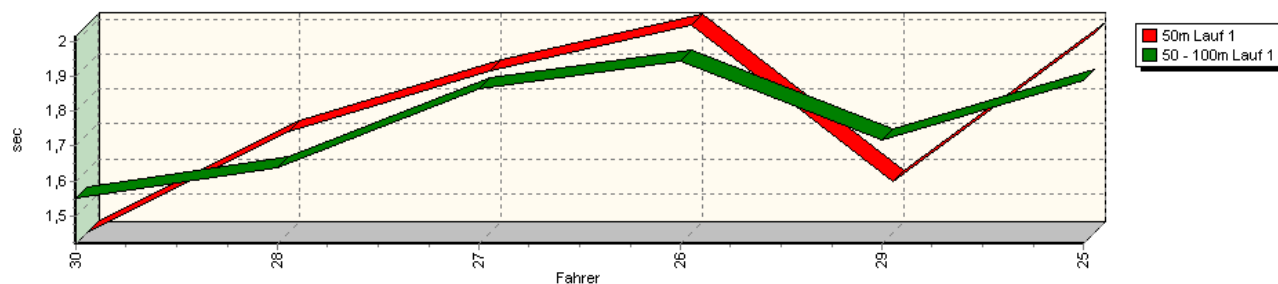


## Sektorzeiten & Speeds - Gruppe A/DA (DMSB)

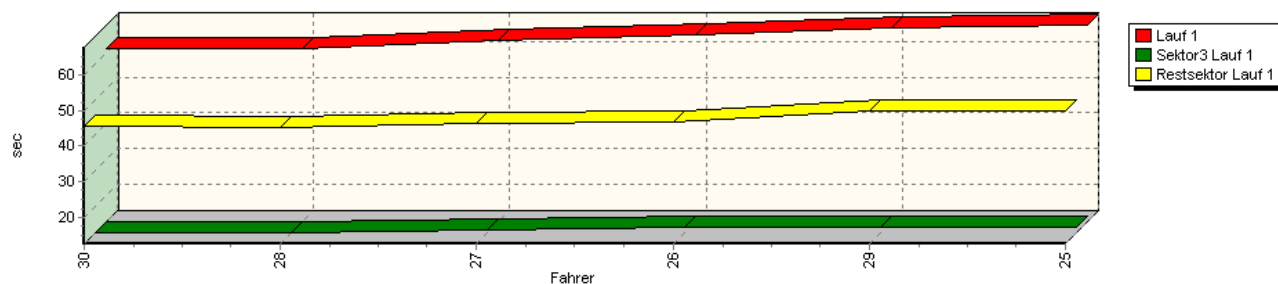
Speed-Diagramm Lauf 1



Sektor-Diagramm (Start) Lauf 1

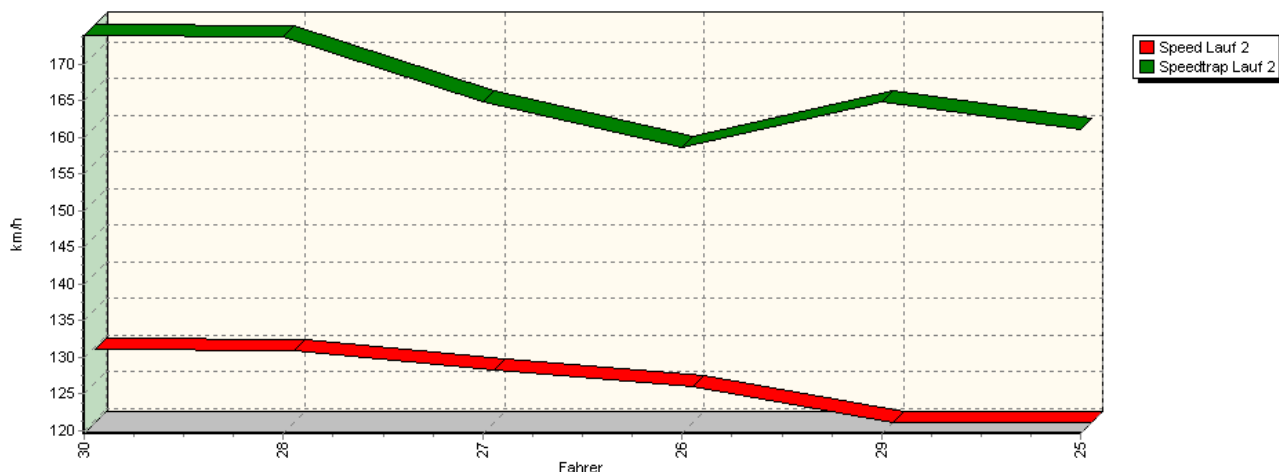


Sektor-Diagramm (Rest) Lauf 1

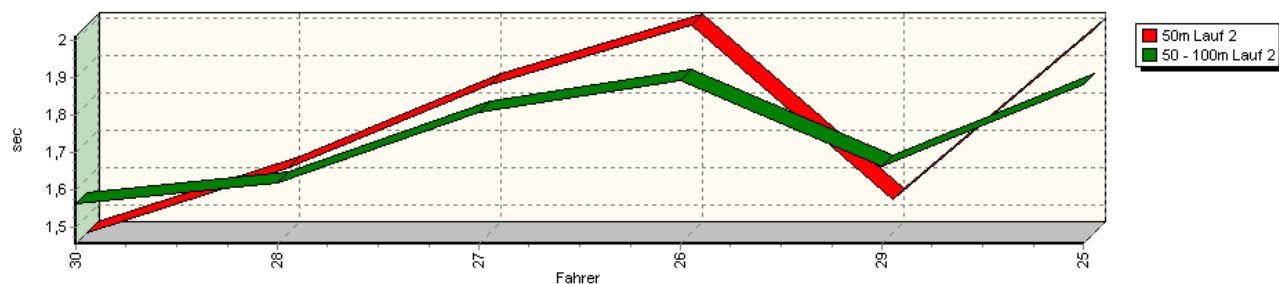


## Sektorzeiten & Speeds - Gruppe A/DA (DMSB)

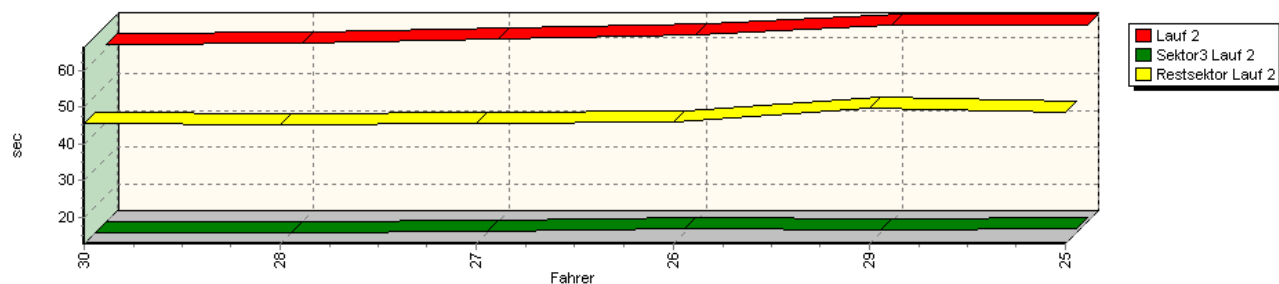
Speed-Diagramm Lauf 2



Sektor-Diagramm (Start) Lauf 2

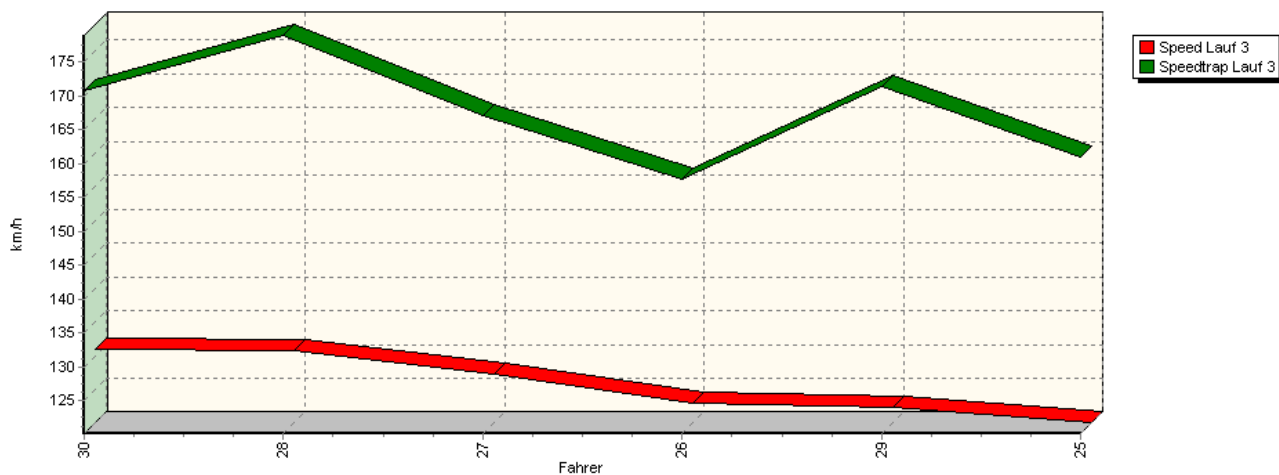


Sektor-Diagramm (Rest) Lauf 2

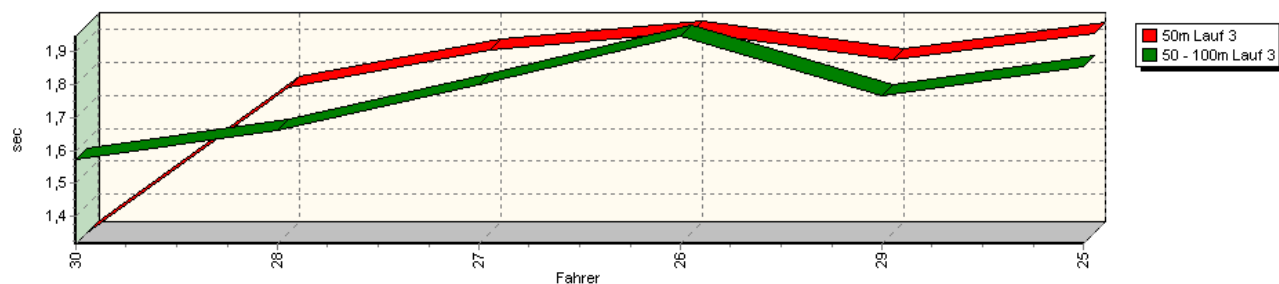


## Sektorzeiten & Speeds - Gruppe A/DA (DMSB)

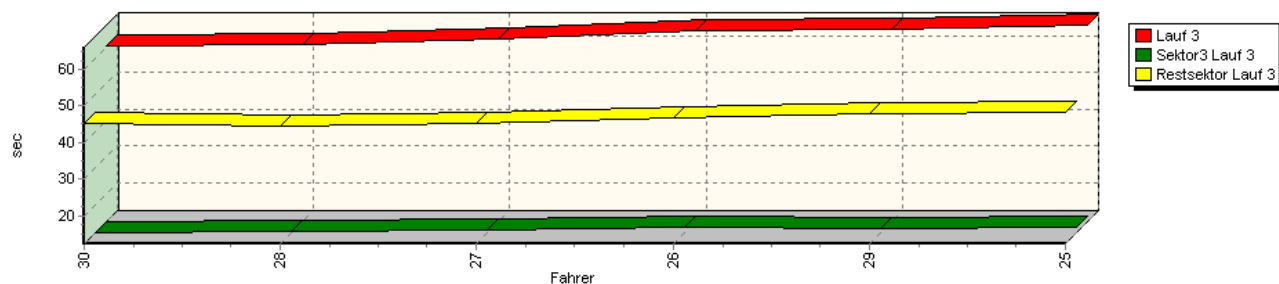
Speed-Diagramm Lauf 3



Sektor-Diagramm (Start) Lauf 3

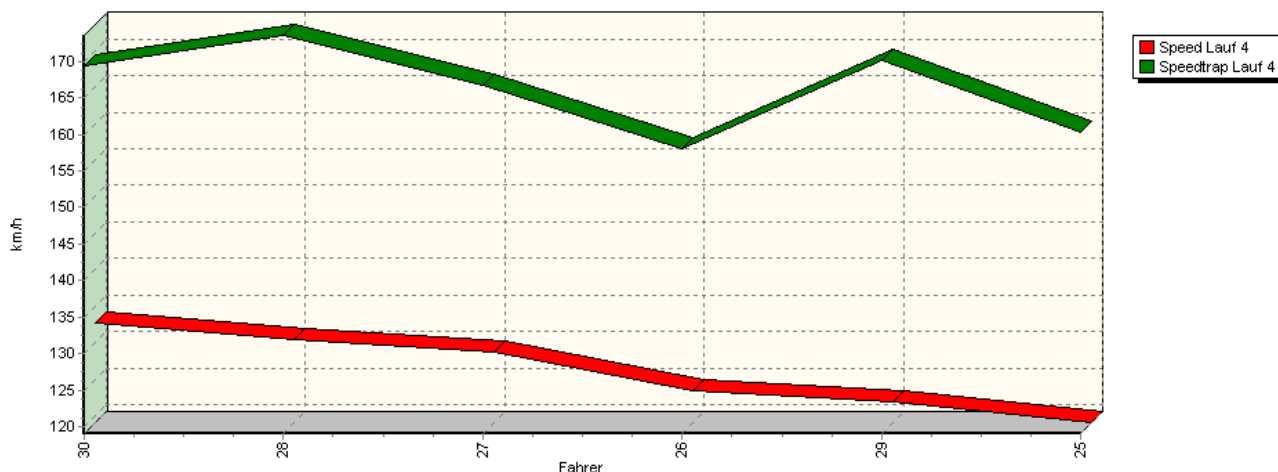


Sektor-Diagramm (Rest) Lauf 3

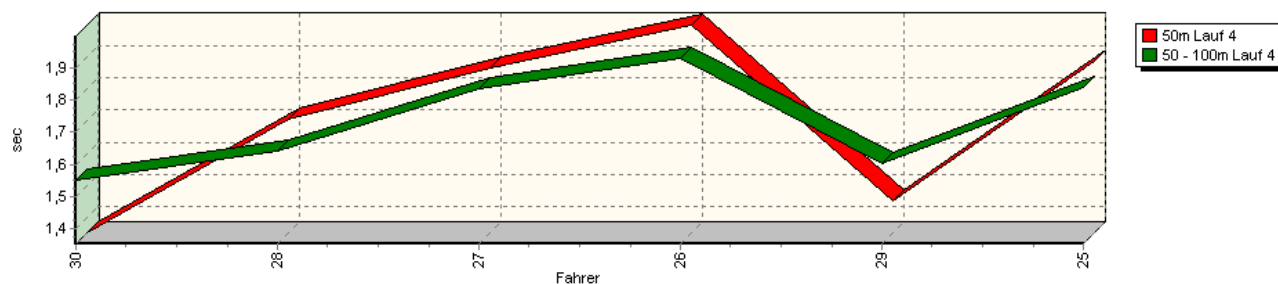


## Sektorzeiten & Speeds - Gruppe A/DA (DMSB)

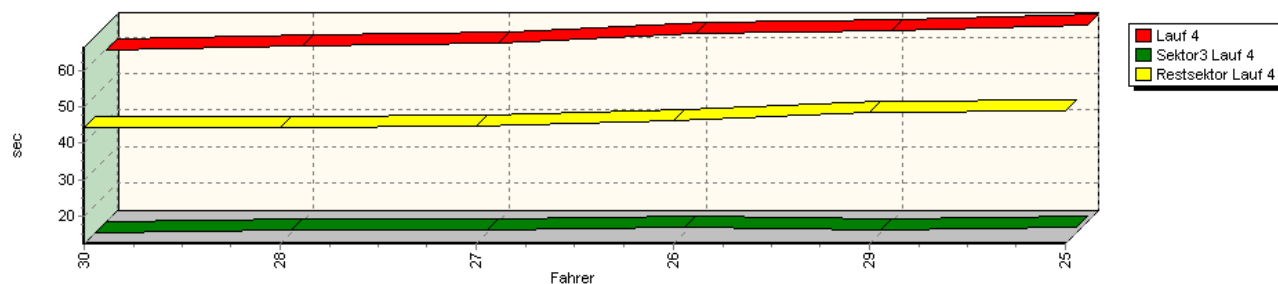
Speed-Diagramm Lauf 4



Sektor-Diagramm (Start) Lauf 4



Sektor-Diagramm (Rest) Lauf 4



Rg.	Nr.	Sektor 1 (15m)	Sektor 2 (15-50m)	Sektor 3	Speed Trap	Sektor 4	Laufzeit	Speed (Lauf)	
1	30	<b>BICCIATO Rudi</b>		Mitsubishi Lancer EVO					
		Lauf 1:	00:01.420	00:01.550	00:12.545	168,45 km/h	00:45.572	01:01.087	129,65 km/h
		Lauf 2:	00:01.457	00:01.565	00:12.700	173,94 km/h	00:45.388	01:01.110	129,60 km/h
		Lauf 3:	00:01.317	00:01.572	00:12.398	170,79 km/h	00:45.144	01:00.431	131,06 km/h
		Lauf 4:	00:01.353	00:01.551	00:12.315	169,33 km/h	00:44.494	00:59.713	132,63 km/h

## Sektorzeiten & Speeds - Gruppe A/DA (DMSB)

Rg.	Nr.		Sektor 1 (15m)	Sektor 2 (15-50m)	Sektor 3	Speed Trap	Sektor 4	Laufzeit	Speed (Lauf)
2	28	<b>HILGER Alfred</b>		BMW E36 M3					
		Lauf 1:	00:01.709	00:01.639	00:12.569	173,55 km/h	00:45.169	01:01.086	129,65 km/h
		Lauf 2:	00:01.632	00:01.621	00:12.854	173,81 km/h	00:45.082	01:01.189	129,44 km/h
		Lauf 3:	00:01.760	00:01.661	00:12.624	178,87 km/h	00:44.552	01:00.597	130,70 km/h
		Lauf 4:	00:01.707	00:01.640	00:13.087	173,50 km/h	00:44.271	01:00.705	130,47 km/h
3	27	<b>KNOBLICH Helmut</b>		Peugot 306 Maxi					
		Lauf 1:	00:01.884	00:01.864	00:13.236	166,36 km/h	00:46.497	01:03.481	124,76 km/h
		Lauf 2:	00:01.853	00:01.810	00:13.175	164,88 km/h	00:45.691	01:02.529	126,66 km/h
		Lauf 3:	00:01.872	00:01.800	00:13.264	167,03 km/h	00:45.271	01:02.207	127,32 km/h
		Lauf 4:	00:01.864	00:01.834	00:13.082	166,66 km/h	00:44.722	01:01.502	128,78 km/h
4	26	<b>FISCHER Alfred</b>		VW Golf IV Kitcar					
		Lauf 1:	00:02.014	00:01.943	00:14.164	156,41 km/h	00:46.890	01:05.011	121,83 km/h
		Lauf 2:	00:02.012	00:01.895	00:13.764	158,66 km/h	00:45.976	01:03.647	124,44 km/h
		Lauf 3:	00:01.928	00:01.947	00:13.829	157,68 km/h	00:46.672	01:04.376	123,03 km/h
		Lauf 4:	00:01.999	00:01.930	00:13.932	157,96 km/h	00:46.240	01:04.101	123,56 km/h
5	29	<b>HERNÁDI László</b>		Mitsubishi Lancer EVO VIII					
		Lauf 1:	00:01.565	00:01.718	00:13.907	159,85 km/h	00:49.883	01:07.073	118,08 km/h
		Lauf 2:	00:01.545	00:01.666	00:13.454	164,96 km/h	00:49.585	01:06.250	119,55 km/h
		Lauf 3:	00:01.844	00:01.767	00:13.375	171,42 km/h	00:47.742	01:04.728	122,36 km/h
		Lauf 4:	00:01.451	00:01.604	00:13.248	170,15 km/h	00:48.587	01:04.890	122,05 km/h
6	25	<b>RITZBERGER Kurt</b>		Peugeot 306					
		Lauf 1:	00:01.991	00:01.889	00:14.134	158,14 km/h	00:49.716	01:07.730	116,93 km/h
		Lauf 2:	00:02.001	00:01.883	00:13.896	161,15 km/h	00:48.481	01:06.261	119,53 km/h
		Lauf 3:	00:01.921	00:01.853	00:13.835	160,98 km/h	00:48.300	01:05.909	120,17 km/h
		Lauf 4:	00:01.889	00:01.841	00:13.968	160,33 km/h	00:48.782	01:06.480	119,13 km/h