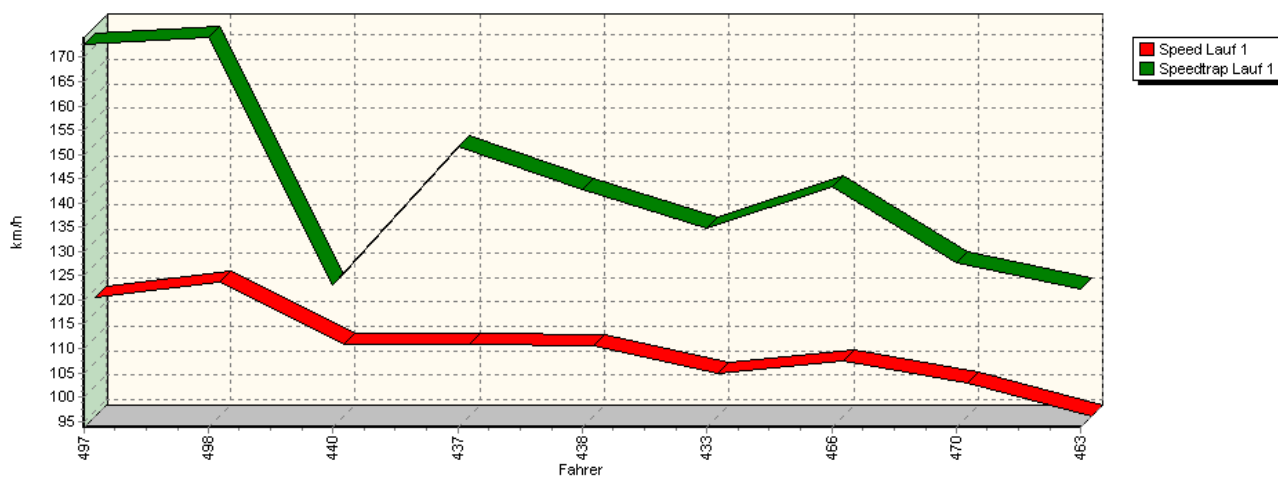
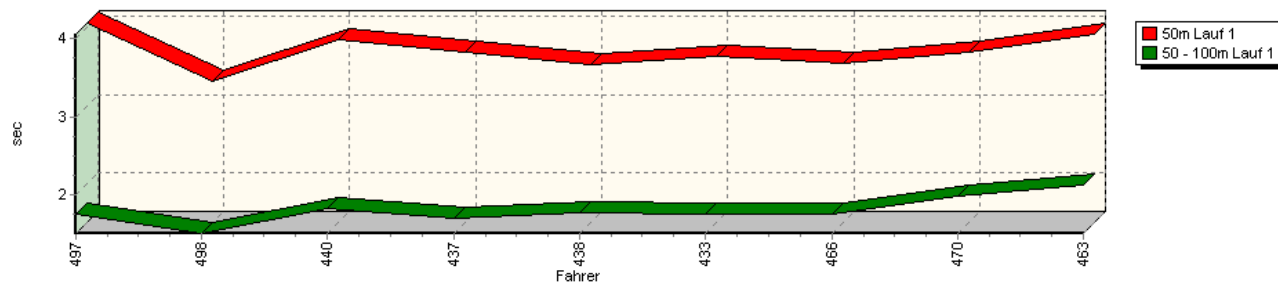


## Sektorzeiten & Speeds - Training - Kl. H > 2000 + Gruppe E1

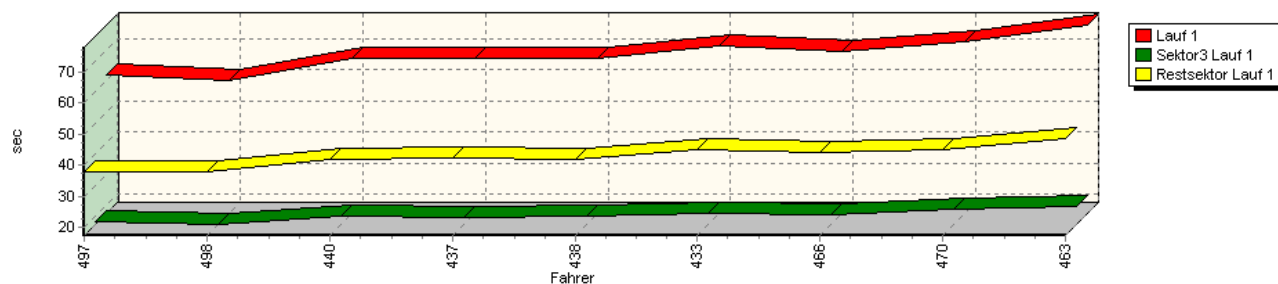
Speed-Diagramm Lauf 1



Sektor-Diagramm (Start) Lauf 1

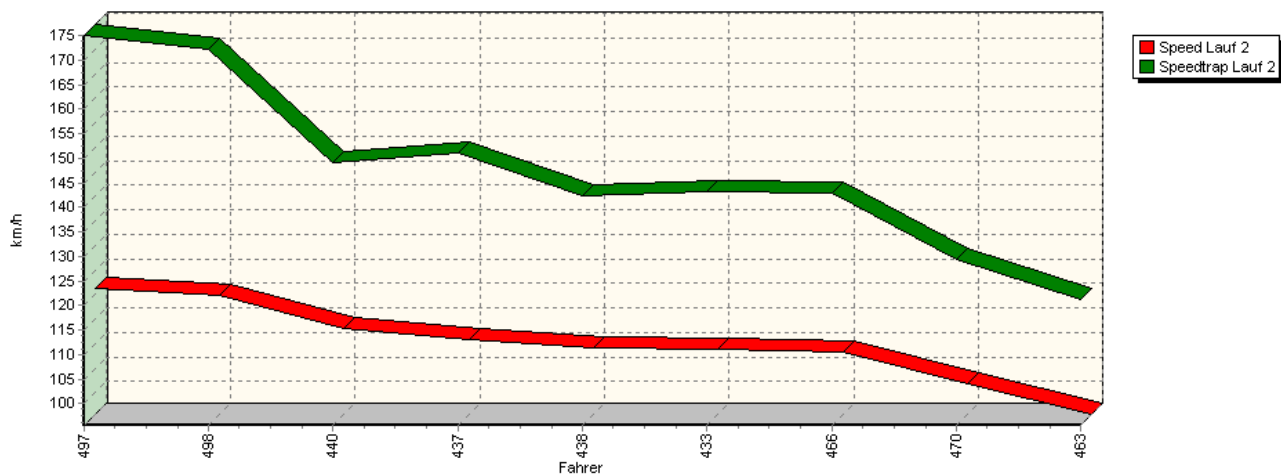


Sektor-Diagramm (Rest) Lauf 1

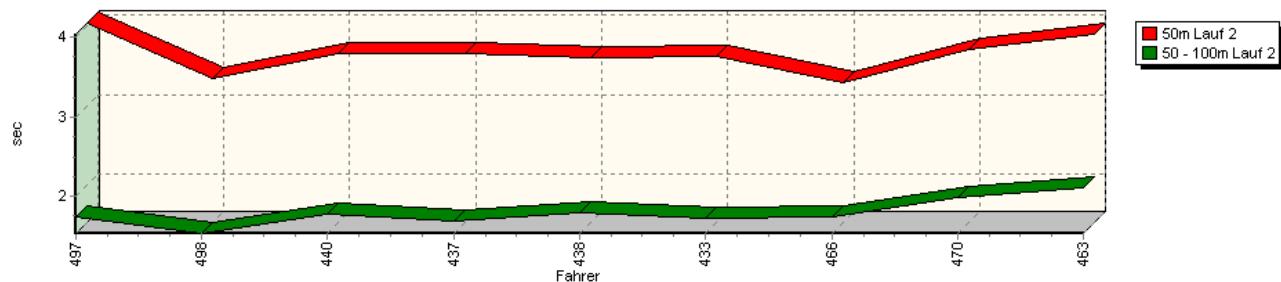


## Sektorzeiten & Speeds - Training - Kl. H > 2000 + Gruppe E1

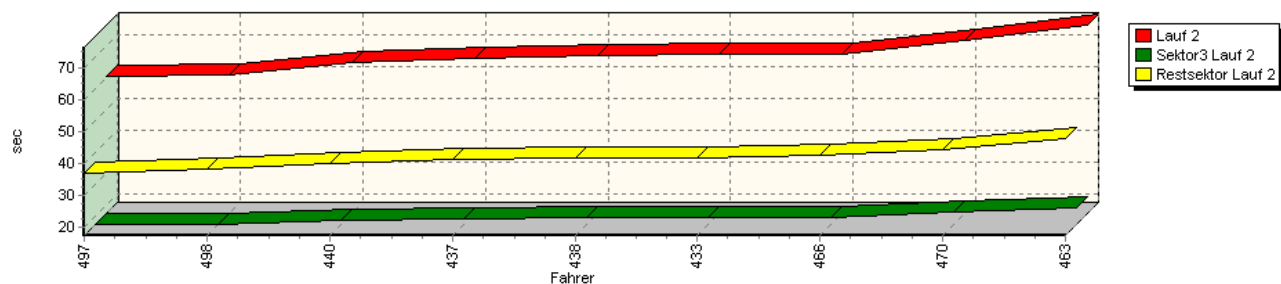
Speed-Diagramm Lauf 2



Sektor-Diagramm (Start) Lauf 2

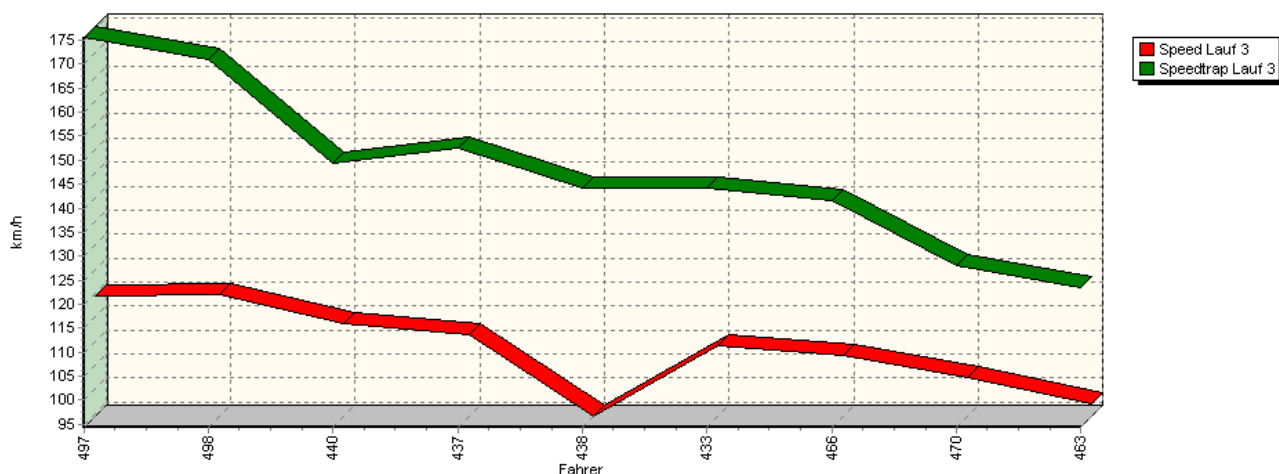


Sektor-Diagramm (Rest) Lauf 2

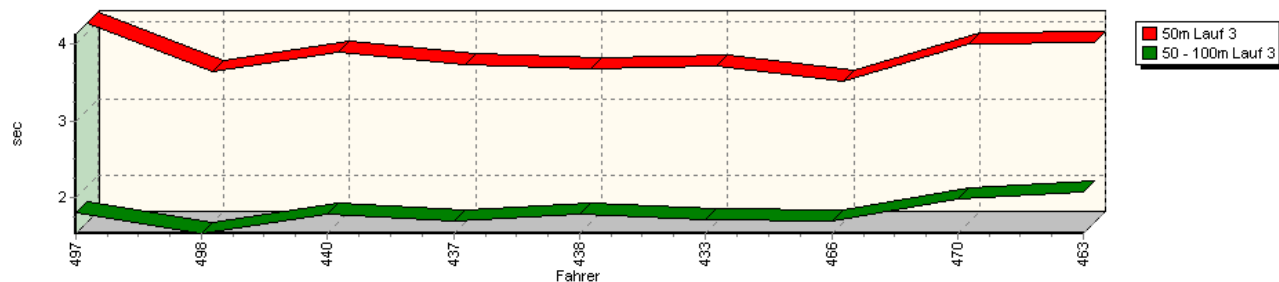


## Sektorzeiten & Speeds - Training - Kl. H > 2000 + Gruppe E1

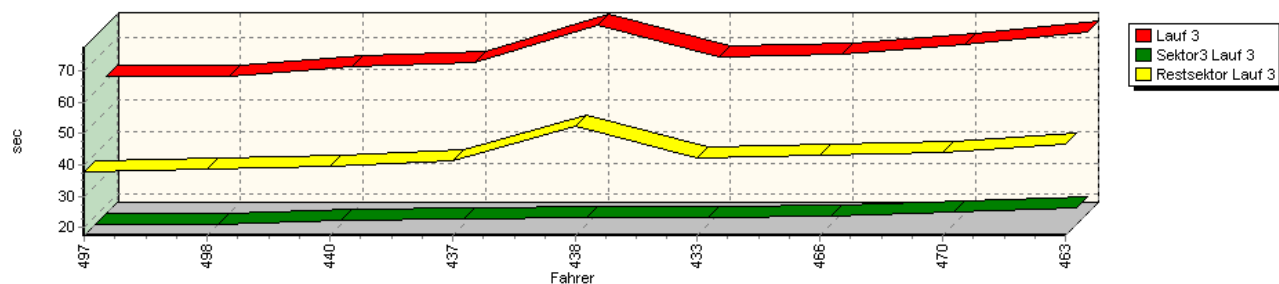
Speed-Diagramm Lauf 3



Sektor-Diagramm (Start) Lauf 3

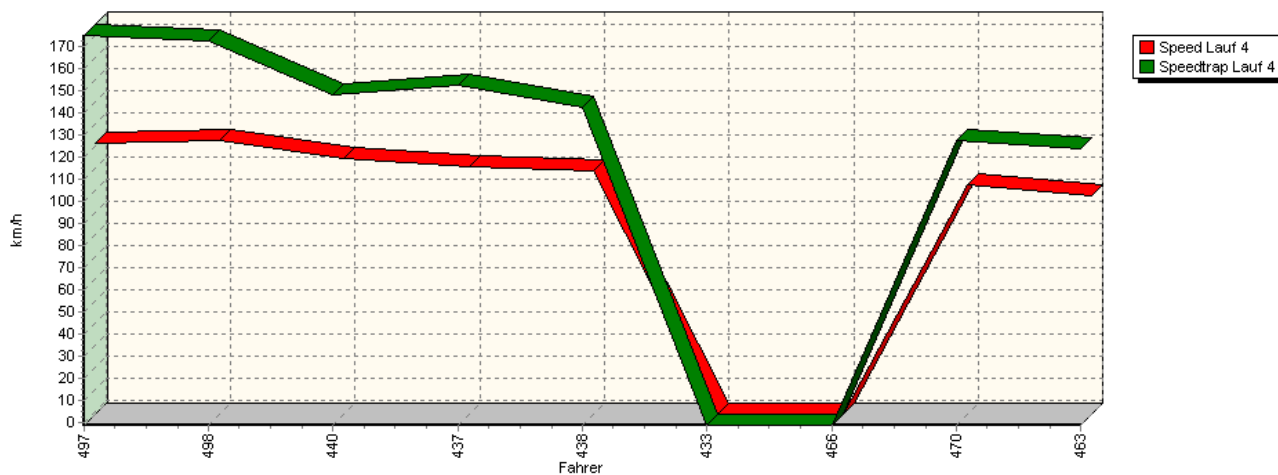


Sektor-Diagramm (Rest) Lauf 3

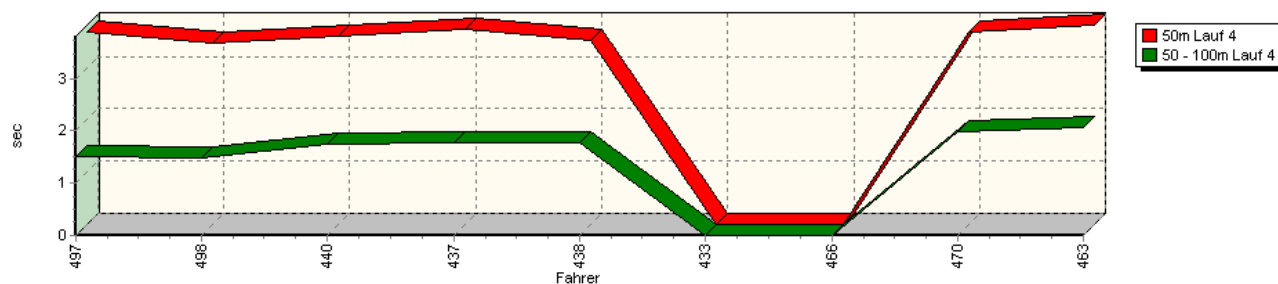


## Sektorzeiten & Speeds - Training - Kl. H > 2000 + Gruppe E1

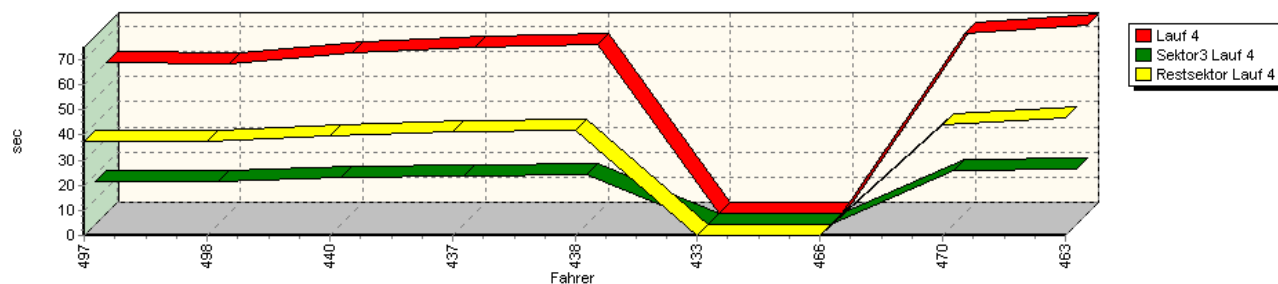
Speed-Diagramm Lauf 4



Sektor-Diagramm (Start) Lauf 4

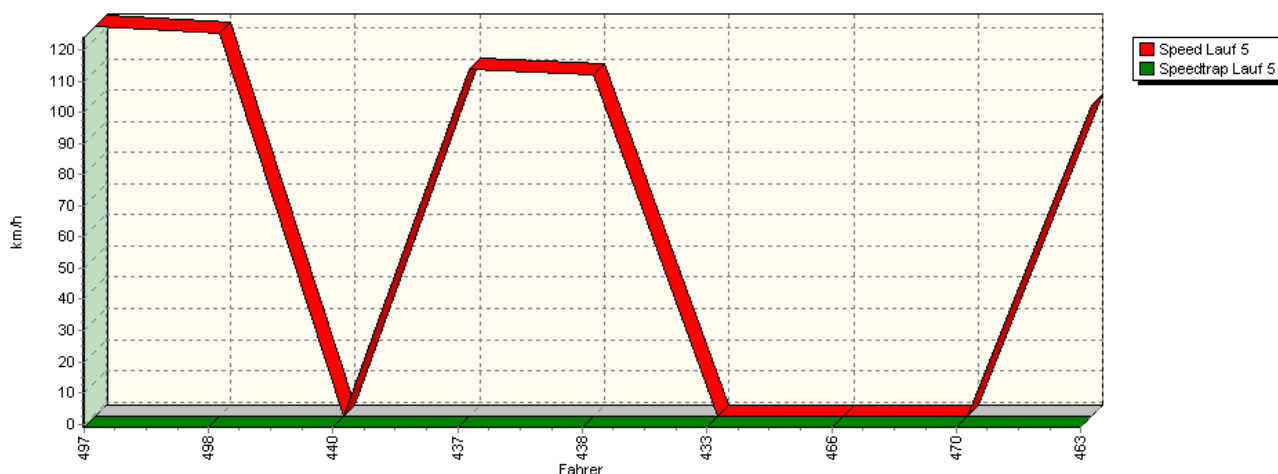


Sektor-Diagramm (Rest) Lauf 4

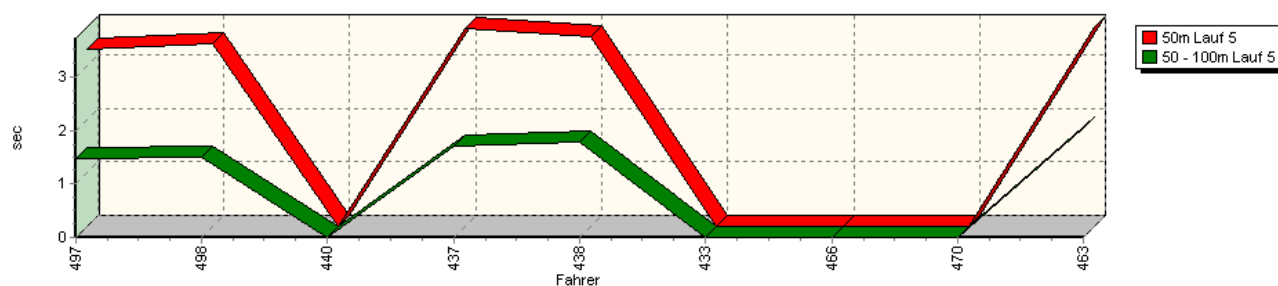


## Sektorzeiten & Speeds - Training - Kl. H > 2000 + Gruppe E1

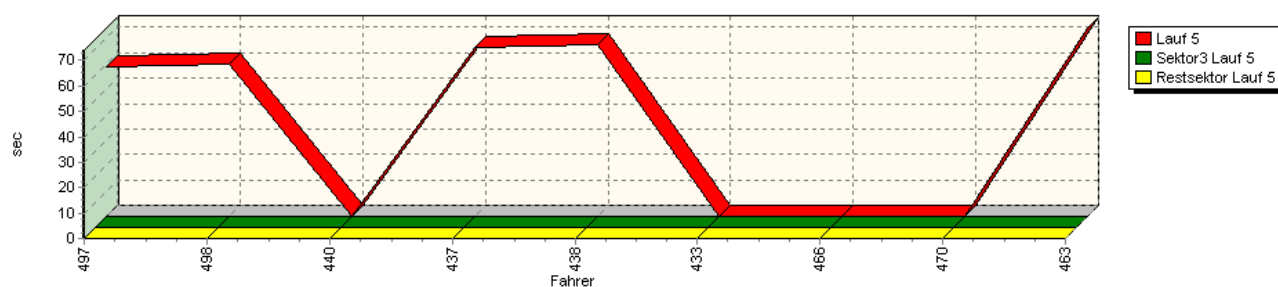
Speed-Diagramm Lauf 5



Sektor-Diagramm (Start) Lauf 5



Sektor-Diagramm (Rest) Lauf 5



Rg.	Nr.	Sektor 1 (50m)	Sektor 2 (50-100m)	Sektor 3	Speed Trap	Sektor 4	Laufzeit	Speed (Lauf)	
1	497	<b>MEISEL Reto</b>		Mercedes 190 RM1 V8 Judd					
		Lauf 1:	00:04.060	00:01.762	00:18.136	172,70 km/h	00:37.792	01:01.751	118,35 km/h
		Lauf 2:	00:04.043	00:01.747	00:17.599	175,01 km/h	00:36.867	01:00.257	121,28 km/h
		Lauf 3:	00:04.132	00:01.804	00:17.623	175,59 km/h	00:37.582	01:01.142	119,52 km/h
		Lauf 4:	00:03.686	00:01.520	00:17.231	175,05 km/h	00:37.695	01:00.134	121,53 km/h
		Lauf 5:	00:03.302	00:01.480	*	* km/h	*	00:58.938	123,99 km/h




# 41. Osnabrücker ADAC Bergrennen

16. und 17. August 2008

Deutsche Bergmeisterschaft 2008

DMSB Bergpokal für Tourenwagen und Rennsportfahrzeuge

KW Gruppe H Berg-Cup



## Sektorzeiten & Speeds - Training - Kl. H > 2000 + Gruppe E1

Rg.	Nr.		Sektor 1 (50m)	Sektor 2 (50-100m)	Sektor 3	Speed Trap	Sektor 4	Laufzeit	Speed (Lauf)
2	498	<b>BRENNER Norbert</b>		Opel Astra DTM V8					
		Lauf 1:	00:03.321	00:01.513	00:17.345	174,13 km/h	00:38.035	01:00.216	121,36 km/h
		Lauf 2:	00:03.340	00:01.529	00:17.782	172,22 km/h	00:38.282	01:00.936	119,93 km/h
		Lauf 3:	00:03.501	00:01.532	00:17.537	170,92 km/h	00:38.465	01:01.036	119,73 km/h
		Lauf 4:	00:03.462	00:01.494	00:17.271	172,41 km/h	00:37.247	00:59.476	122,87 km/h
		Lauf 5:	00:03.400	00:01.502	*	* km/h	*	01:00.078	121,64 km/h
3	440	<b>WÜSTEFELD Markus</b>		Mercedes 190 E EVO II					
		Lauf 1:	00:03.841	00:01.834	00:19.874	123,14 km/h	00:41.714	01:07.266	108,64 km/h
		Lauf 2:	00:03.653	00:01.771	00:18.946	149,07 km/h	00:40.310	01:04.683	112,98 km/h
		Lauf 3:	00:03.757	00:01.785	00:18.933	149,26 km/h	00:39.738	01:04.215	113,80 km/h
		Lauf 4:	00:03.604	00:01.748	00:18.898	148,21 km/h	00:39.630	01:03.882	114,40 km/h
		Lauf 5:	*	*	*	* km/h	*	*	* km/h
4	437	<b>PFEIL Lutz</b>		BMW M3 HPR					
		Lauf 1:	00:03.695	00:01.713	00:19.461	151,59 km/h	00:42.459	01:07.331	108,54 km/h
		Lauf 2:	00:03.651	00:01.694	00:19.272	150,99 km/h	00:41.363	01:05.983	110,76 km/h
		Lauf 3:	00:03.590	00:01.687	00:19.100	152,47 km/h	00:41.190	01:05.569	111,45 km/h
		Lauf 4:	00:03.735	00:01.764	00:19.411	152,28 km/h	00:41.154	01:06.067	110,61 km/h
		Lauf 5:	00:03.687	00:01.713	*	* km/h	*	01:06.199	110,39 km/h
5	438	<b>DELLKAMM Armin</b>		BMW M3 (DTM)					
		Lauf 1:	00:03.527	00:01.782	00:20.137	142,80 km/h	00:42.021	01:07.469	108,32 km/h
		Lauf 2:	00:03.603	00:01.788	00:19.825	142,28 km/h	00:41.819	01:07.037	109,01 km/h
		Lauf 3:	00:03.532	00:01.792	00:19.634	144,16 km/h	00:52.467	01:17.428	94,38 km/h
		Lauf 4:	00:03.525	00:01.780	00:19.745	142,64 km/h	00:41.881	01:06.933	109,18 km/h
		Lauf 5:	00:03.550	00:01.791	*	* km/h	*	01:07.301	108,59 km/h
6	433	<b>RÖLLINGHOFF Peter</b>		BMW M3 Sport Evo 2,5					
		Lauf 1:	00:03.637	00:01.768	00:20.937	134,78 km/h	00:44.927	01:11.271	102,54 km/h
		Lauf 2:	00:03.619	00:01.727	00:19.857	143,22 km/h	00:42.016	01:07.220	108,72 km/h
		Lauf 3:	00:03.571	00:01.721	00:19.810	144,22 km/h	00:41.988	01:07.091	108,93 km/h
		Lauf 4:	*	*	*	* km/h	*	*	* km/h
		Lauf 5:	*	*	*	* km/h	*	*	* km/h
7	466	<b>WENSORRA Michael</b>		Opel Risse Kadett 16V					
		Lauf 1:	00:03.550	00:01.754	00:20.311	143,39 km/h	00:43.968	01:09.585	105,02 km/h
		Lauf 2:	00:03.286	00:01.731	00:19.854	142,93 km/h	00:42.652	01:07.524	108,23 km/h
		Lauf 3:	00:03.369	00:01.700	00:19.997	141,73 km/h	00:43.173	01:08.241	107,09 km/h
		Lauf 4:	*	*	*	* km/h	*	*	* km/h
		Lauf 5:	*	*	*	* km/h	*	*	* km/h
8	470	<b>KIESER Werner</b>		Ford Escort RS 2000					
		Lauf 1:	00:03.697	00:01.995	00:22.117	127,67 km/h	00:44.939	01:12.750	100,45 km/h
		Lauf 2:	00:03.717	00:01.988	00:21.629	129,33 km/h	00:44.550	01:11.886	101,66 km/h
		Lauf 3:	00:03.862	00:01.991	00:21.423	128,11 km/h	00:44.068	01:11.345	102,43 km/h
		Lauf 4:	00:03.672	00:01.974	00:21.674	127,75 km/h	00:43.990	01:11.311	102,48 km/h
		Lauf 5:	*	*	*	* km/h	*	*	* km/h
9	463	<b>STELBERG Thomas</b>		Opel Corsa A 16V					
		Lauf 1:	00:03.911	00:02.131	00:23.239	122,11 km/h	00:48.682	01:17.965	93,74 km/h
		Lauf 2:	00:03.899	00:02.112	00:22.769	121,12 km/h	00:47.685	01:16.468	95,57 km/h
		Lauf 3:	00:03.883	00:02.080	00:22.679	123,51 km/h	00:46.800	01:15.443	96,87 km/h
		Lauf 4:	00:03.811	00:02.065	00:22.266	124,04 km/h	00:46.723	01:14.867	97,61 km/h
		Lauf 5:	00:03.722	00:02.049	*	* km/h	*	01:14.021	98,73 km/h