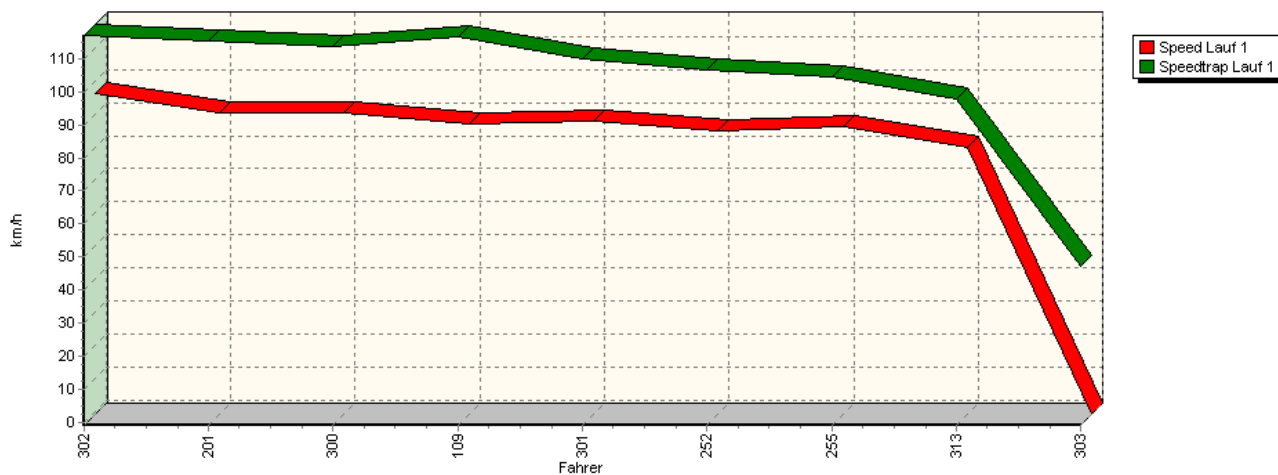
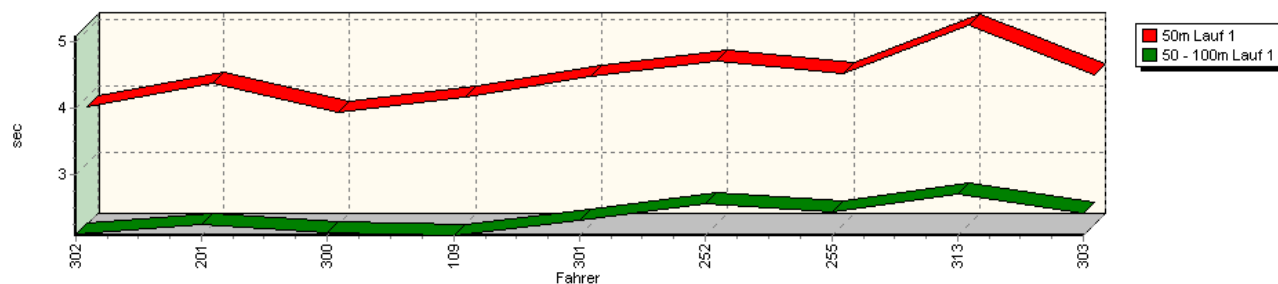


Sektorzeiten & Speeds - Training - British Car Trophy + NSU TT Trophy

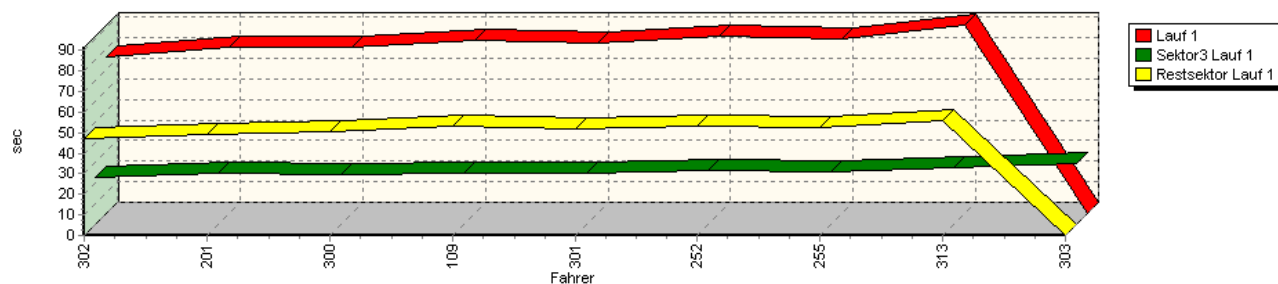
Speed-Diagramm Lauf 1



Sektor-Diagramm (Start) Lauf 1

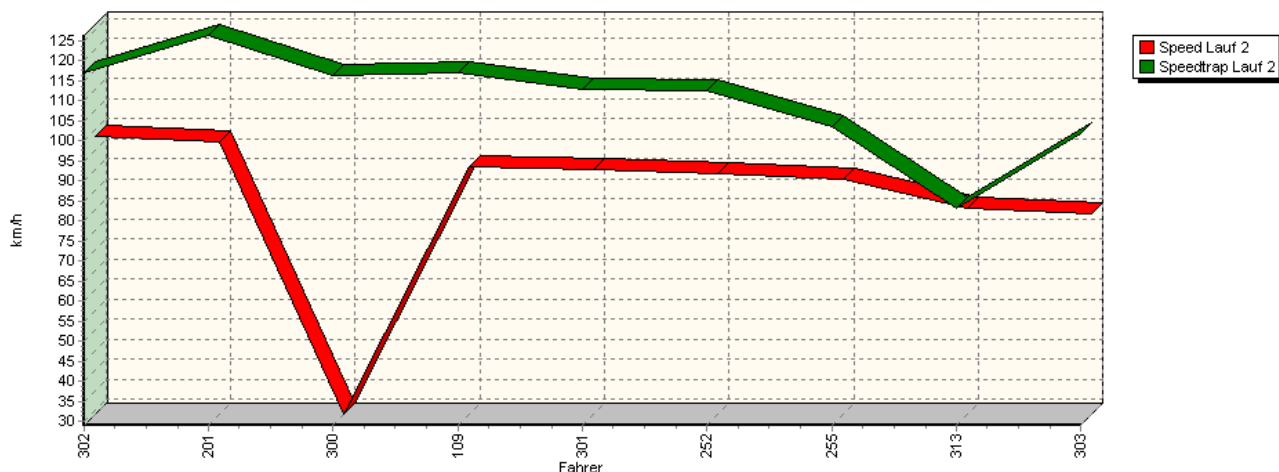


Sektor-Diagramm (Rest) Lauf 1

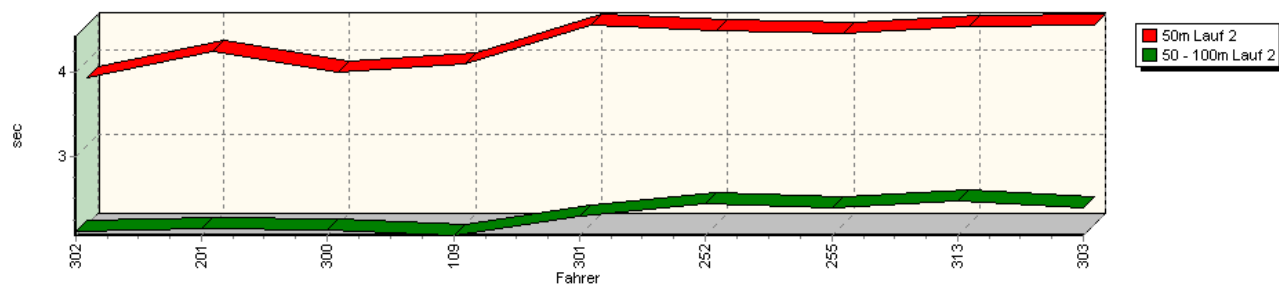


Sektorzeiten & Speeds - Training - British Car Trophy + NSU TT Trophy

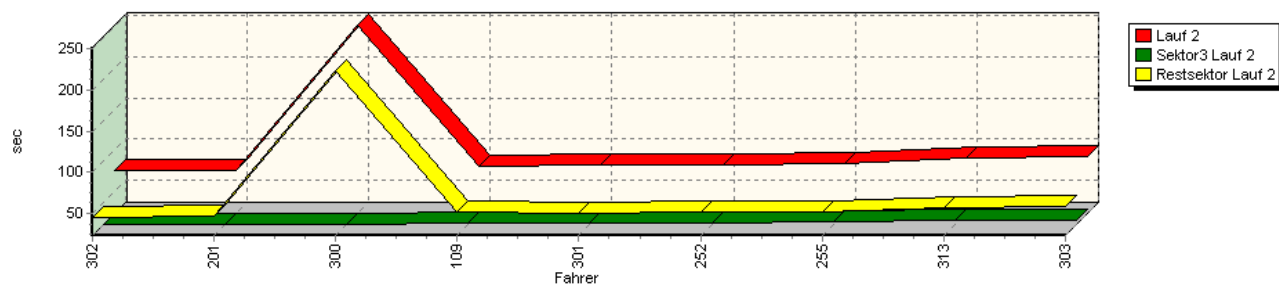
Speed-Diagramm Lauf 2



Sektor-Diagramm (Start) Lauf 2



Sektor-Diagramm (Rest) Lauf 2

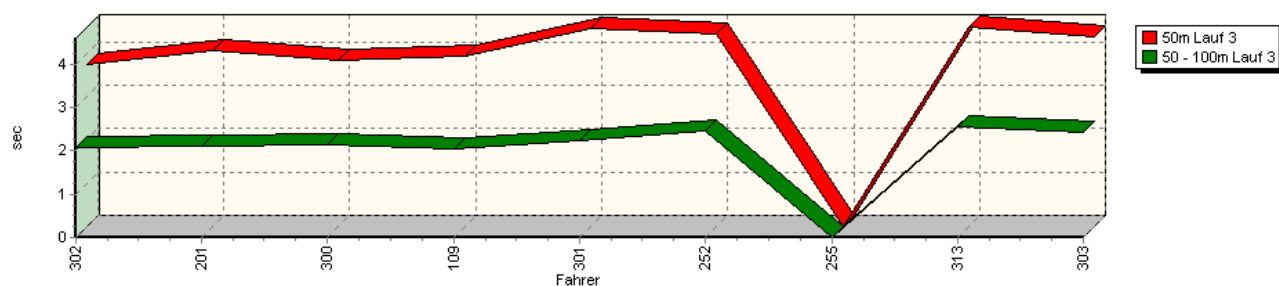


Sektorzeiten & Speeds - Training - British Car Trophy + NSU TT Trophy

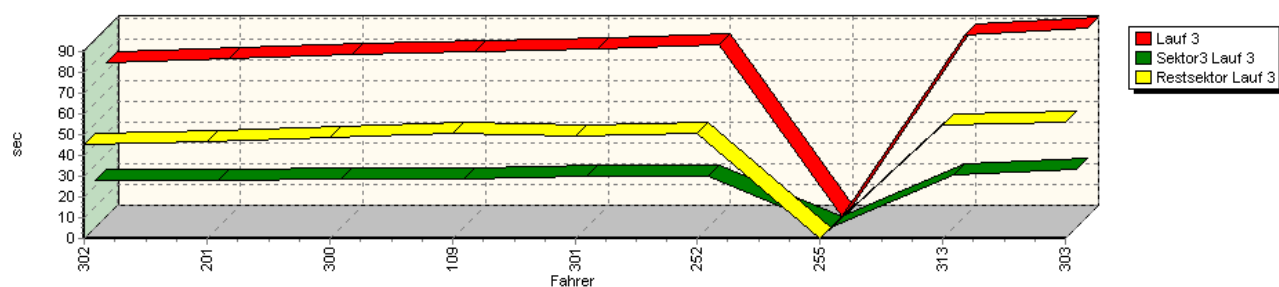
Speed-Diagramm Lauf 3



Sektor-Diagramm (Start) Lauf 3

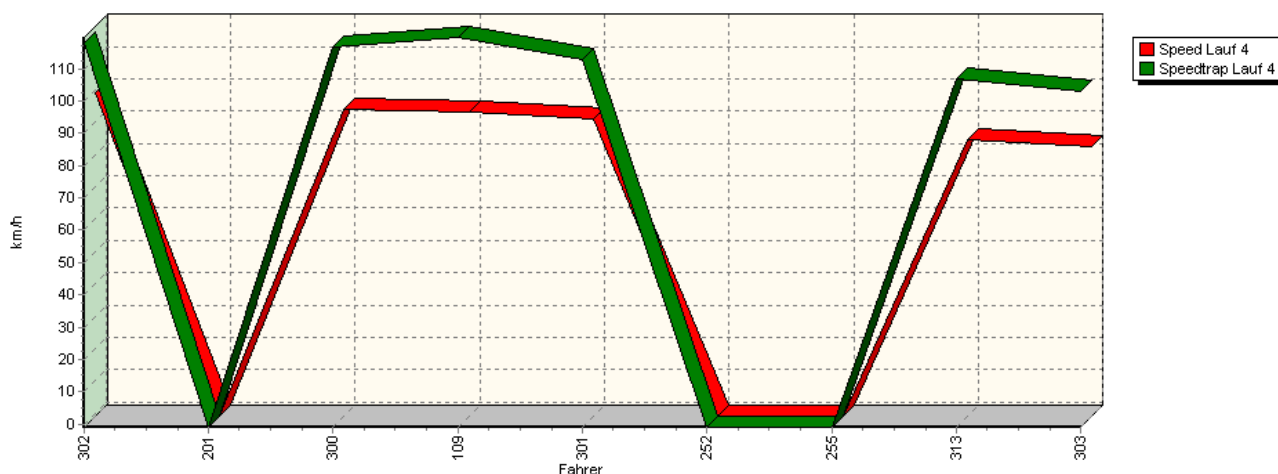


Sektor-Diagramm (Rest) Lauf 3

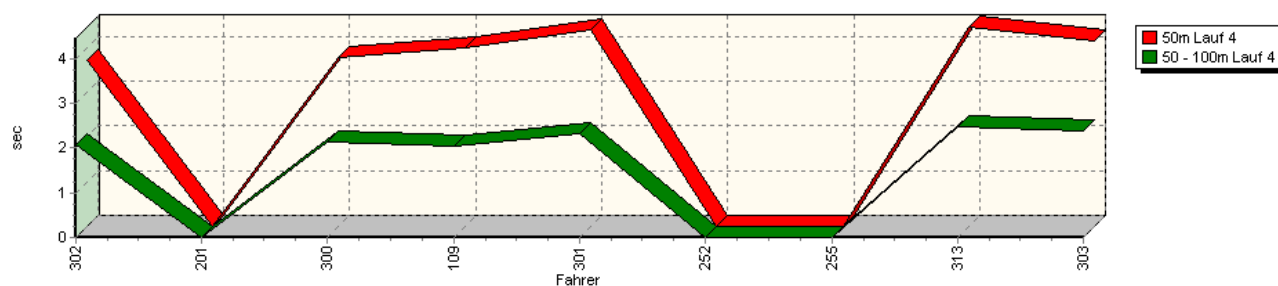


Sektorzeiten & Speeds - Training - British Car Trophy + NSU TT Trophy

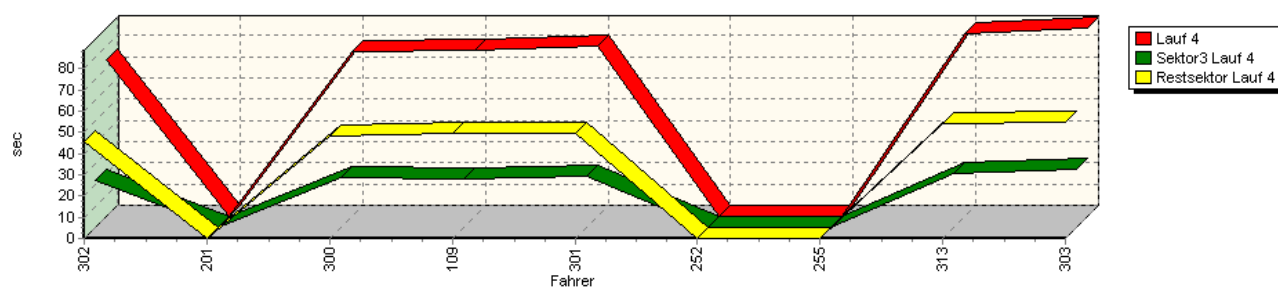
Speed-Diagramm Lauf 4



Sektor-Diagramm (Start) Lauf 4



Sektor-Diagramm (Rest) Lauf 4

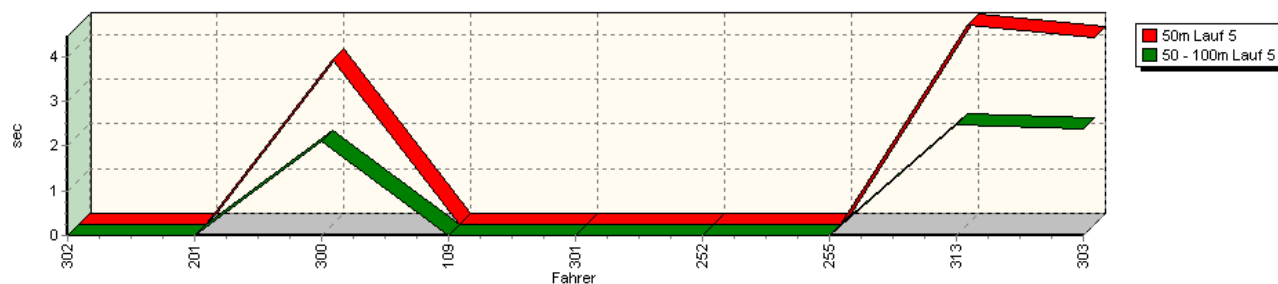


Sektorzeiten & Speeds - Training - British Car Trophy + NSU TT Trophy

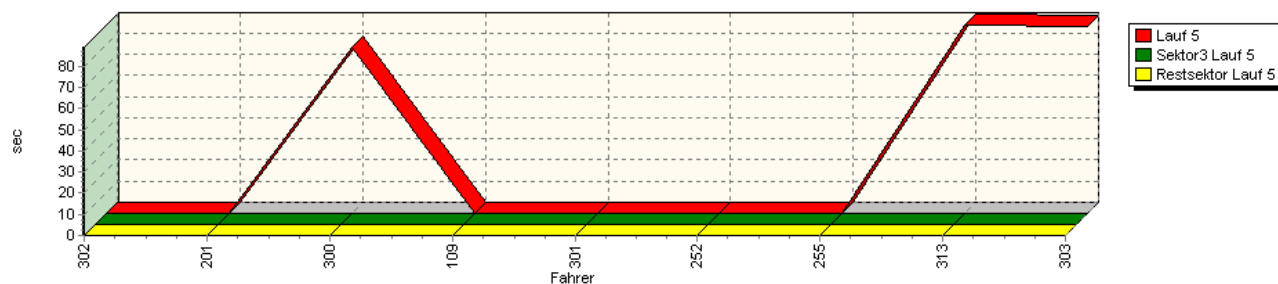
Speed-Diagramm Lauf 5



Sektor-Diagramm (Start) Lauf 5



Sektor-Diagramm (Rest) Lauf 5



Rg.	Nr.	Sektor 1 (50m)	Sektor 2 (50-100m)	Sektor 3	Speed Trap	Sektor 4	Laufzeit	Speed (Lauf)	
1	302	HUG Patrik		NSU TT					
		Lauf 1:	00:03.858	00:02.092	00:22.817	117,07 km/h	00:47.305	01:16.075	96,06 km/h
		Lauf 2:	00:03.813	00:02.113	00:22.846	116,84 km/h	00:45.548	01:14.323	98,33 km/h
		Lauf 3:	00:03.736	00:02.079	00:22.526	117,61 km/h	00:45.537	01:13.880	98,92 km/h
		Lauf 4:	00:03.728	00:02.067	00:22.271	117,99 km/h	00:45.542	01:13.610	99,28 km/h
		Lauf 5:	*	*	*	* km/h	*	*	* km/h




41. Osnabrücker ADAC Bergrennen

16. und 17. August 2008

Deutsche Bergmeisterschaft 2008

DMSB Bergpokal für Tourenwagen und Rennsportfahrzeuge

KW Gruppe H Berg-Cup



Sektorzeiten & Speeds - Training - British Car Trophy + NSU TT Trophy

Rg.	Nr.		Sektor 1 (50m)	Sektor 2 (50-100m)	Sektor 3	Speed Trap	Sektor 4	Laufzeit	Speed (Lauf)
2	201	WASSONG Detlev	British Leyland Mini B39						
		Lauf 1:	00:04.207	00:02.251	00:24.872	115,34 km/h	00:49.486	01:20.818	90,43 km/h
		Lauf 2:	00:04.124	00:02.142	00:22.832	126,24 km/h	00:46.409	01:15.508	96,78 km/h
		Lauf 3:	00:04.035	00:02.114	00:22.836	125,95 km/h	00:46.711	01:15.698	96,54 km/h
		Lauf 4:	*	*	*	* km/h	*	*	* km/h
		Lauf 5:	*	*	*	* km/h	*	*	* km/h
3	300	DAVIDOVIC Jörg	NSU TT						
		Lauf 1:	00:03.776	00:02.127	00:24.570	113,67 km/h	00:50.626	01:21.102	90,11 km/h
		Lauf 2:	00:03.868	00:02.137	00:23.204	116,34 km/h	03:42.906	04:12.117	28,99 km/h
		Lauf 3:	00:03.831	00:02.145	00:23.333	116,27 km/h	00:48.864	01:18.175	93,48 km/h
		Lauf 4:	00:03.786	00:02.124	00:23.256	116,63 km/h	00:48.580	01:17.748	94,00 km/h
		Lauf 5:	00:03.671	00:02.110	*	* km/h	*	01:18.957	92,56 km/h
4	109	BECKMANN Konrad	Mini Cooper S						
		Lauf 1:	00:04.009	00:02.077	00:24.797	116,64 km/h	00:53.121	01:24.005	86,99 km/h
		Lauf 2:	00:03.976	00:02.063	00:23.794	116,99 km/h	00:50.763	01:20.597	90,67 km/h
		Lauf 3:	00:03.911	00:02.040	00:23.059	120,20 km/h	00:50.335	01:19.348	92,10 km/h
		Lauf 4:	00:03.995	00:02.055	00:22.945	119,68 km/h	00:49.452	01:18.449	93,16 km/h
		Lauf 5:	*	*	*	* km/h	*	*	* km/h
5	301	OESTERBECK Rainer	NSU TT						
		Lauf 1:	00:04.310	00:02.302	00:24.930	109,78 km/h	00:51.555	01:23.100	87,94 km/h
		Lauf 2:	00:04.436	00:02.295	00:24.534	112,90 km/h	00:49.906	01:21.174	90,03 km/h
		Lauf 3:	00:04.570	00:02.246	00:24.401	113,25 km/h	00:49.526	01:20.745	90,51 km/h
		Lauf 4:	00:04.395	00:02.318	00:24.371	112,78 km/h	00:49.377	01:20.463	90,82 km/h
		Lauf 5:	*	*	*	* km/h	*	*	* km/h
6	252	KEISELT Stephan	Mini Cooper B39						
		Lauf 1:	00:04.540	00:02.556	00:26.123	106,48 km/h	00:52.890	01:26.110	84,87 km/h
		Lauf 2:	00:04.368	00:02.444	00:24.690	112,47 km/h	00:50.723	01:22.227	88,88 km/h
		Lauf 3:	00:04.441	00:02.455	00:24.943	112,99 km/h	00:50.739	01:22.580	88,50 km/h
		Lauf 4:	*	*	*	* km/h	*	*	* km/h
		Lauf 5:	*	*	*	* km/h	*	*	* km/h
7	255	TEUSCHER Marco	Mini Leyland-Innocenti						
		Lauf 1:	00:04.365	00:02.428	00:25.799	104,71 km/h	00:52.478	01:25.073	85,90 km/h
		Lauf 2:	00:04.343	00:02.399	00:25.371	103,60 km/h	00:51.213	01:23.328	87,70 km/h
		Lauf 3:	*	*	*	* km/h	*	*	* km/h
		Lauf 4:	*	*	*	* km/h	*	*	* km/h
		Lauf 5:	*	*	*	* km/h	*	*	* km/h
8	313	GERSDORF Lutz	NSU TT						
		Lauf 1:	00:05.094	00:02.700	00:27.888	97,74 km/h	00:55.920	01:31.604	79,78 km/h
		Lauf 2:	00:04.421	00:02.467	00:28.214	83,07 km/h	00:55.836	01:30.939	80,36 km/h
		Lauf 3:	00:04.592	00:02.556	00:25.376	106,67 km/h	00:54.775	01:27.302	83,71 km/h
		Lauf 4:	00:04.464	00:02.467	00:25.342	106,69 km/h	00:54.102	01:26.377	84,61 km/h
		Lauf 5:	00:04.460	00:02.492	*	* km/h	*	01:29.133	81,99 km/h
9	303	SCHEFFEL Jürgen	NSU TT						
		Lauf 1:	00:04.350	00:02.402	00:29.537	47,01 km/h	*	A	* km/h
		Lauf 2:	00:04.435	00:02.389	00:27.602	101,67 km/h	00:58.099	01:32.526	78,98 km/h
		Lauf 3:	00:04.357	00:02.414	00:27.637	103,15 km/h	00:56.128	01:30.537	80,72 km/h
		Lauf 4:	00:04.148	00:02.389	00:27.166	103,06 km/h	00:55.074	01:28.779	82,32 km/h
		Lauf 5:	00:04.180	00:02.393	*	* km/h	*	01:28.389	82,68 km/h