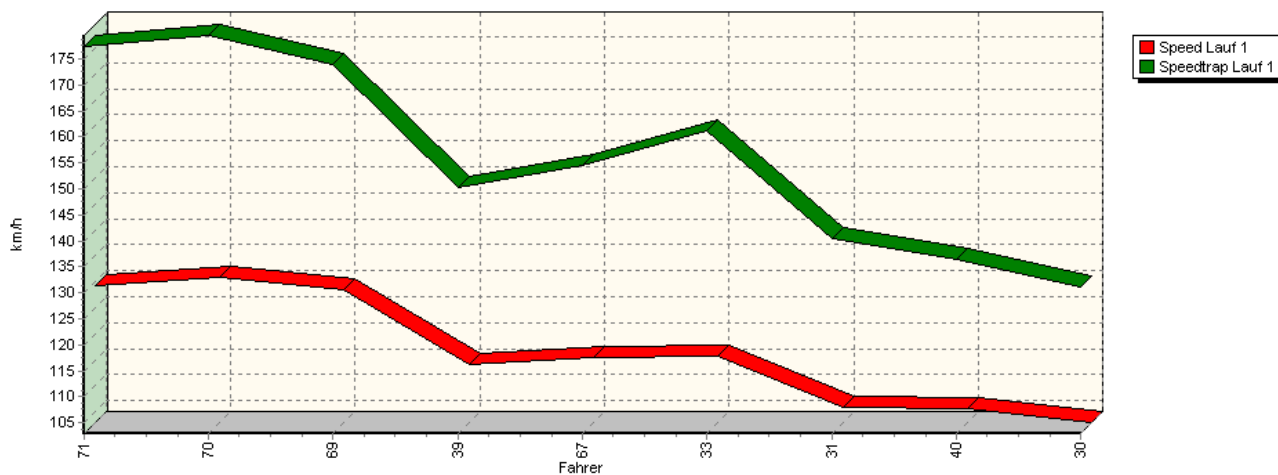
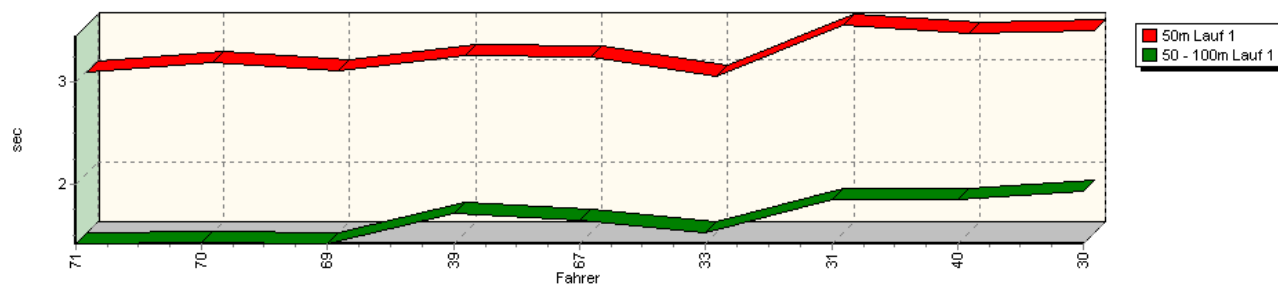


Sektorzeiten & Speeds - Rennen - Rennsportfahrzeuge

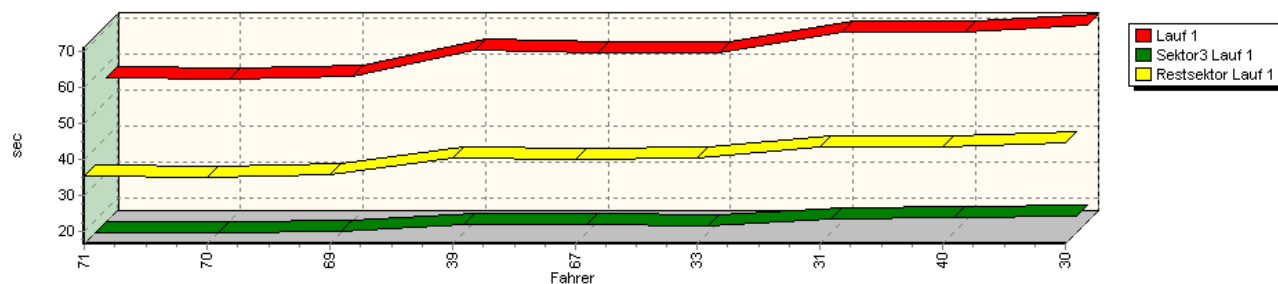
Speed-Diagramm Lauf 1



Sektor-Diagramm (Start) Lauf 1



Sektor-Diagramm (Rest) Lauf 1

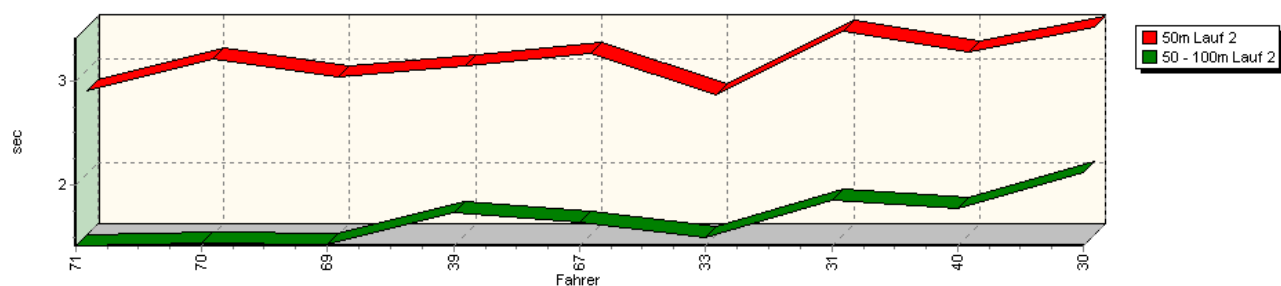


Sektorzeiten & Speeds - Rennen - Rennsportfahrzeuge

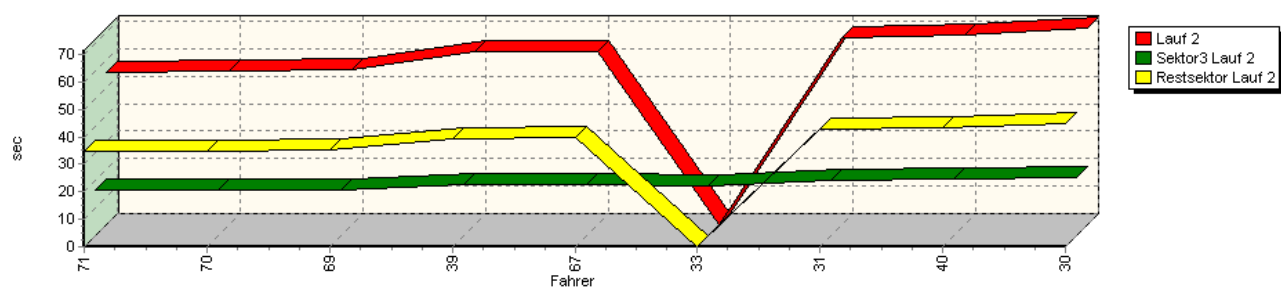
Speed-Diagramm Lauf 2



Sektor-Diagramm (Start) Lauf 2

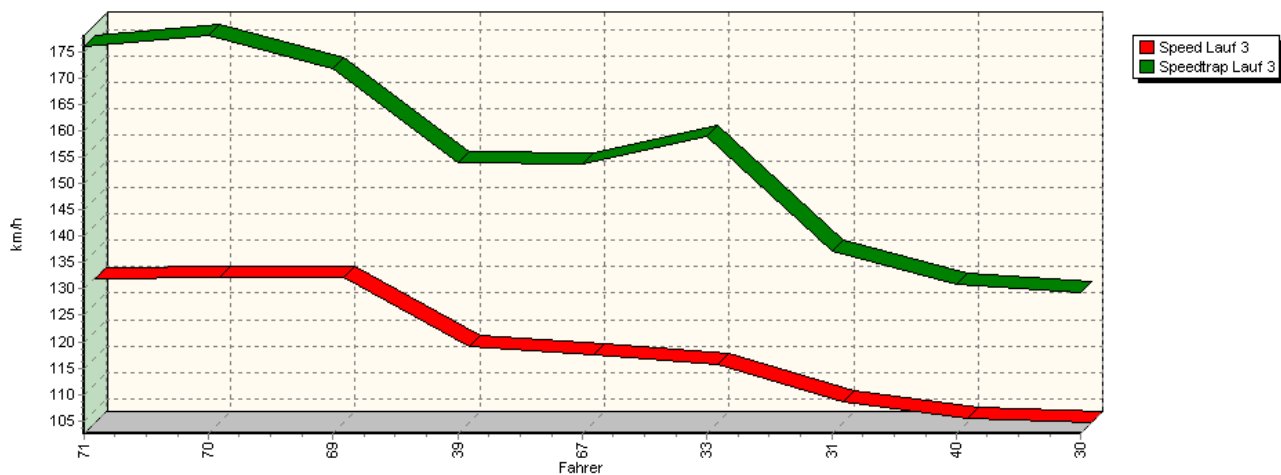


Sektor-Diagramm (Rest) Lauf 2

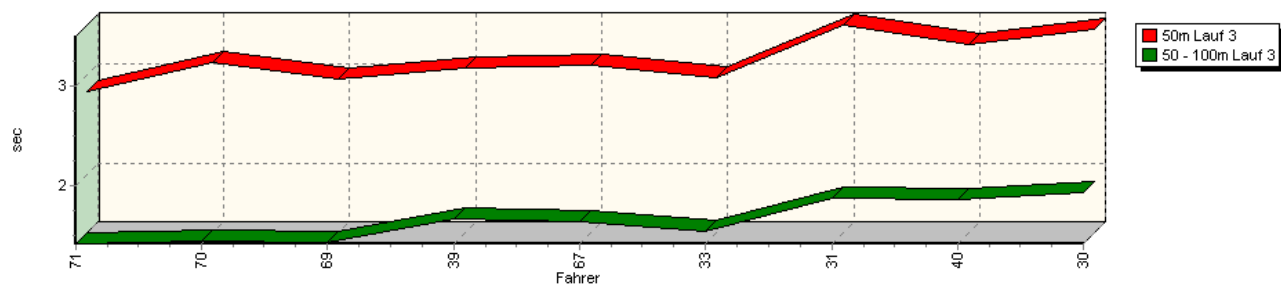


Sektorzeiten & Speeds - Rennen - Rennsportfahrzeuge

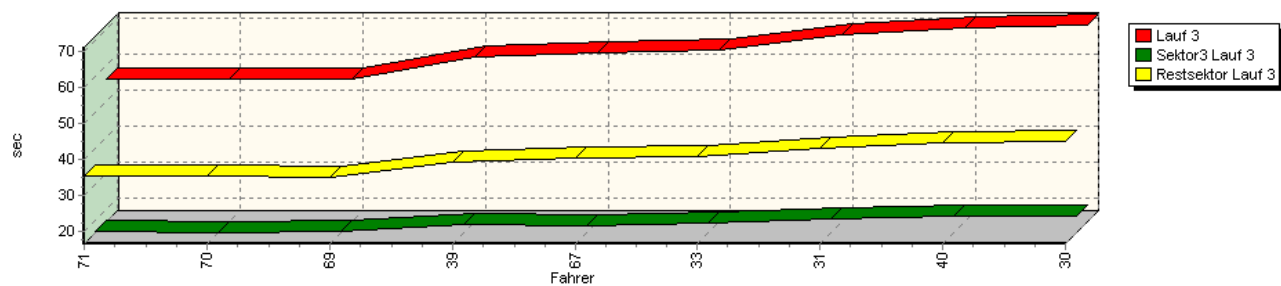
Speed-Diagramm Lauf 3



Sektor-Diagramm (Start) Lauf 3



Sektor-Diagramm (Rest) Lauf 3

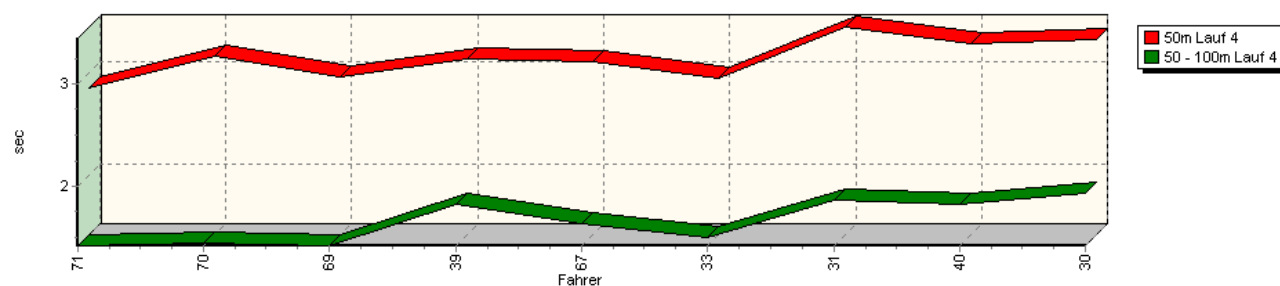


Sektorzeiten & Speeds - Rennen - Rennsportfahrzeuge

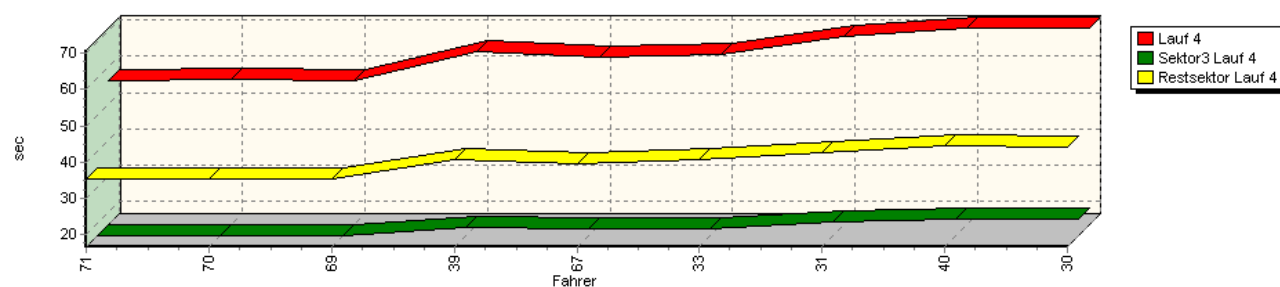
Speed-Diagramm Lauf 4



Sektor-Diagramm (Start) Lauf 4



Sektor-Diagramm (Rest) Lauf 4



Rg.	Nr.	Sektor 1 (50m)	Sektor 2 (50-100m)	Sektor 3	Speed Trap	Sektor 4	Laufzeit	Speed (Lauf)	
1	71	STEINER Marcel		Martini BMW MK77					
		Lauf 1:	00:02.984	00:01.432	00:16.631	177,44 km/h	00:35.428	00:56.477	129,40 km/h
		Lauf 2:	00:02.810	00:01.417	00:16.546	177,43 km/h	00:34.896	00:55.671	131,27 km/h
		Lauf 3:	00:02.835	00:01.413	00:16.796	176,09 km/h	00:35.244	00:56.290	129,83 km/h
		Lauf 4:	00:02.855	00:01.420	00:16.749	174,52 km/h	00:35.394	00:56.418	129,53 km/h



41. Osnabrücker ADAC Bergrennen

16. und 17. August 2008

Deutsche Bergmeisterschaft 2008

DMSB Bergpokal für Tourenwagen und Rennsportfahrzeuge

KW Gruppe H Berg-Cup



Sektorzeiten & Speeds - Rennen - Rennsportfahrzeuge

Rg.	Nr.		Sektor 1 (50m)	Sektor 2 (50-100m)	Sektor 3	Speed Trap	Sektor 4	Laufzeit	Speed (Lauf)
2	70	LANG Uwe		Osella BMW PA 20/S					
		Lauf 1:	00:03.078	00:01.435	00:16.479	179,55 km/h	00:34.836	00:55.831	130,90 km/h
		Lauf 2:	00:03.116	00:01.443	00:16.510	178,87 km/h	00:34.980	00:56.052	130,38 km/h
		Lauf 3:	00:03.127	00:01.435	00:16.387	178,10 km/h	00:35.190	00:56.141	130,17 km/h
		Lauf 4:	00:03.160	00:01.452	00:16.616	179,54 km/h	00:35.271	00:56.501	129,34 km/h
3	69	WEIDINGER Jörg		Osella BMW PA 20/S					
		Lauf 1:	00:02.998	00:01.426	00:16.896	174,06 km/h	00:35.516	00:56.838	128,58 km/h
		Lauf 2:	00:02.936	00:01.424	00:16.764	174,37 km/h	00:35.365	00:56.491	129,36 km/h
		Lauf 3:	00:02.958	00:01.429	00:16.719	171,88 km/h	00:35.106	00:56.214	130,00 km/h
		Lauf 4:	00:02.952	00:01.423	00:16.717	171,61 km/h	00:35.172	00:56.266	129,88 km/h
4	39	BEHNKE Peter		TIGA SC93					
		Lauf 1:	00:03.140	00:01.723	00:18.826	150,19 km/h	00:40.389	01:04.079	114,05 km/h
		Lauf 2:	00:03.051	00:01.734	00:18.512	154,16 km/h	00:39.538	01:02.836	116,30 km/h
		Lauf 3:	00:03.065	00:01.662	00:18.541	153,92 km/h	00:39.251	01:02.521	116,89 km/h
		Lauf 4:	00:03.137	00:01.818	00:18.850	152,95 km/h	00:40.596	01:04.403	113,47 km/h
5	67	MÜLLER Urs		Argo IM21					
		Lauf 1:	00:03.133	00:01.651	00:18.696	154,53 km/h	00:39.790	01:03.272	115,50 km/h
		Lauf 2:	00:03.163	00:01.643	00:18.537	153,50 km/h	00:39.604	01:02.949	116,09 km/h
		Lauf 3:	00:03.097	00:01.634	00:18.506	153,59 km/h	00:40.149	01:03.388	115,29 km/h
		Lauf 4:	00:03.103	00:01.637	00:18.482	155,54 km/h	00:39.398	01:02.621	116,70 km/h
6	33	KÖPPEL Rolf		Martini BMW MK42					
		Lauf 1:	00:02.947	00:01.528	00:18.428	161,21 km/h	00:40.242	01:03.147	115,73 km/h
		Lauf 2:	00:02.765	00:01.492	00:18.289	159,38 km/h	*	A	* km/h
		Lauf 3:	00:02.974	00:01.537	00:18.907	158,86 km/h	00:40.912	01:04.332	113,60 km/h
		Lauf 4:	00:02.944	00:01.499	00:18.432	162,80 km/h	00:40.526	01:03.403	115,26 km/h
7	31	RIBARCIK Bernd		Formel E Eigenbau BR 06					
		Lauf 1:	00:03.437	00:01.861	00:20.501	140,56 km/h	00:43.269	01:09.070	105,81 km/h
		Lauf 2:	00:03.375	00:01.864	00:20.247	137,58 km/h	00:42.728	01:08.216	107,13 km/h
		Lauf 3:	00:03.495	00:01.873	00:20.404	137,16 km/h	00:42.857	01:08.632	106,48 km/h
		Lauf 4:	00:03.443	00:01.868	00:20.334	138,81 km/h	00:42.683	01:08.330	106,95 km/h
8	40	KAUFEL Uwe		PRC C3 Prototyp					
		Lauf 1:	00:03.357	00:01.851	00:20.648	136,36 km/h	00:43.291	01:09.150	105,68 km/h
		Lauf 2:	00:03.184	00:01.781	00:20.690	135,28 km/h	00:43.393	01:09.051	105,84 km/h
		Lauf 3:	00:03.295	00:01.855	00:21.004	130,77 km/h	00:44.481	01:10.639	103,46 km/h
		Lauf 4:	00:03.275	00:01.823	00:21.153	134,08 km/h	00:44.551	01:10.804	103,21 km/h
9	30	KESSLER Andreas		Formel Ford van Diemen					
		Lauf 1:	00:03.383	00:01.932	00:21.123	131,26 km/h	00:44.550	01:10.990	102,94 km/h
		Lauf 2:	00:03.420	00:02.119	00:21.306	130,55 km/h	00:44.697	01:11.544	102,15 km/h
		Lauf 3:	00:03.454	00:01.929	00:21.060	129,42 km/h	00:44.806	01:11.251	102,57 km/h
		Lauf 4:	00:03.324	00:01.937	00:21.303	131,27 km/h	00:44.230	01:10.796	103,23 km/h