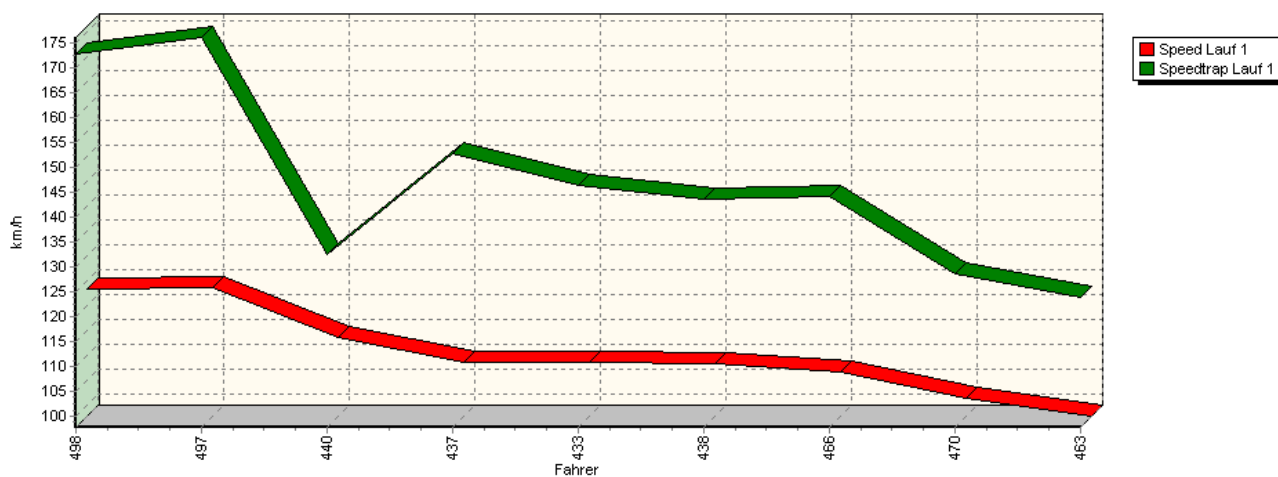
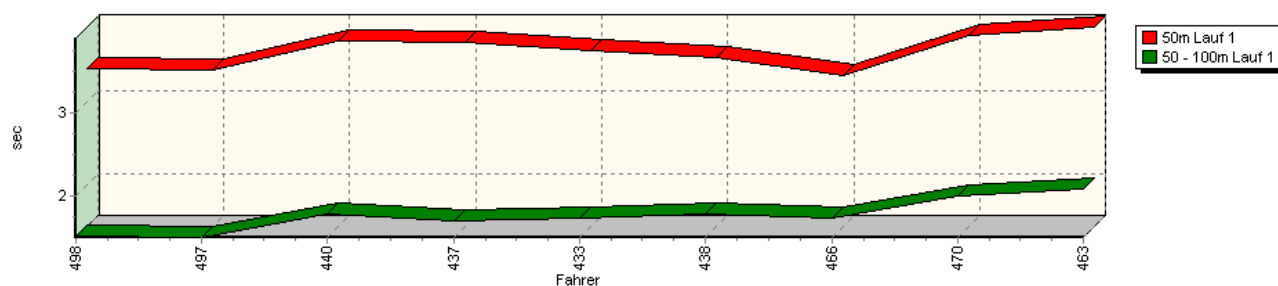


Sektorzeiten & Speeds - Rennen - Kl. H > 2000 + Gruppe E1

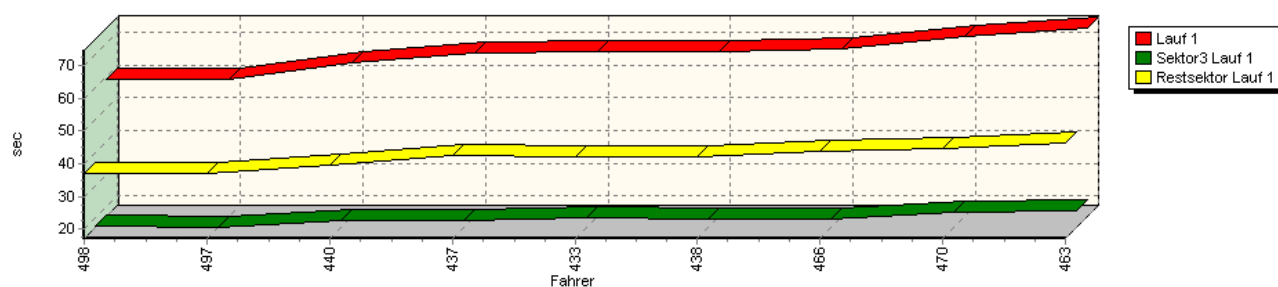
Speed-Diagramm Lauf 1



Sektor-Diagramm (Start) Lauf 1

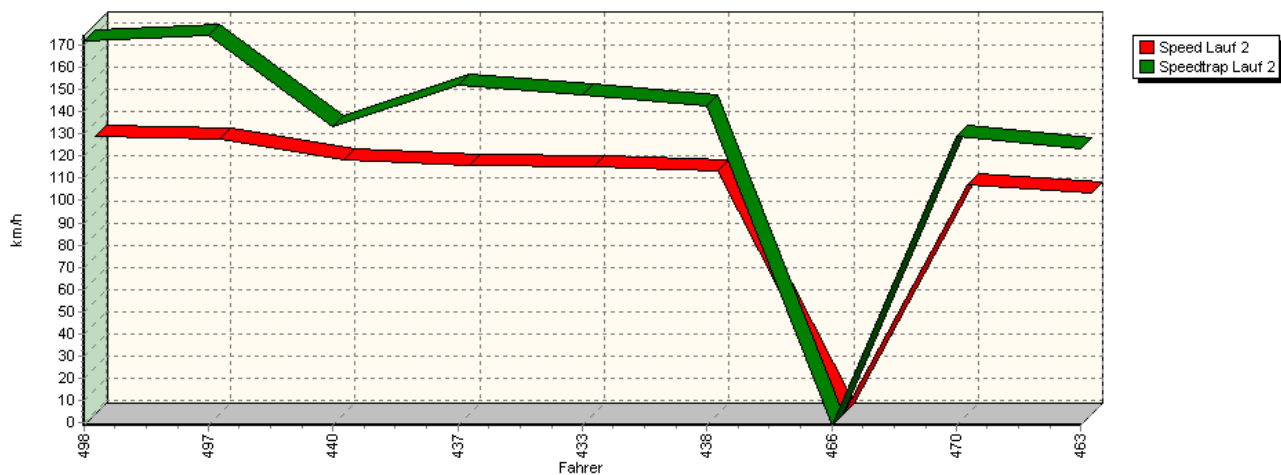


Sektor-Diagramm (Rest) Lauf 1

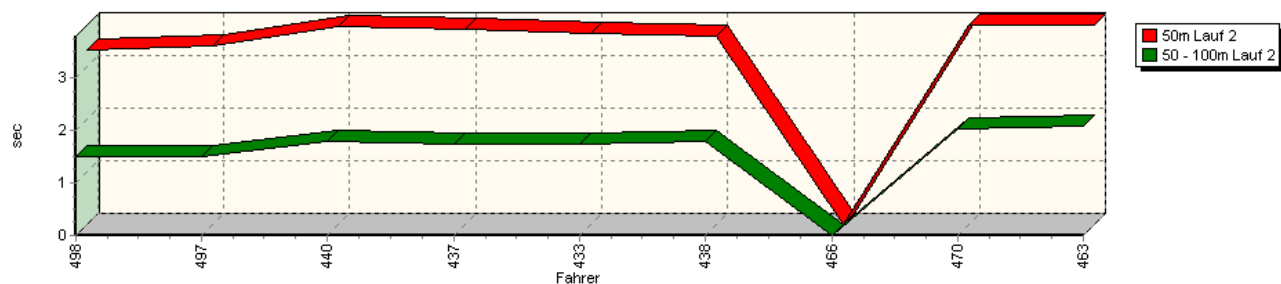


Sektorzeiten & Speeds - Rennen - Kl. H > 2000 + Gruppe E1

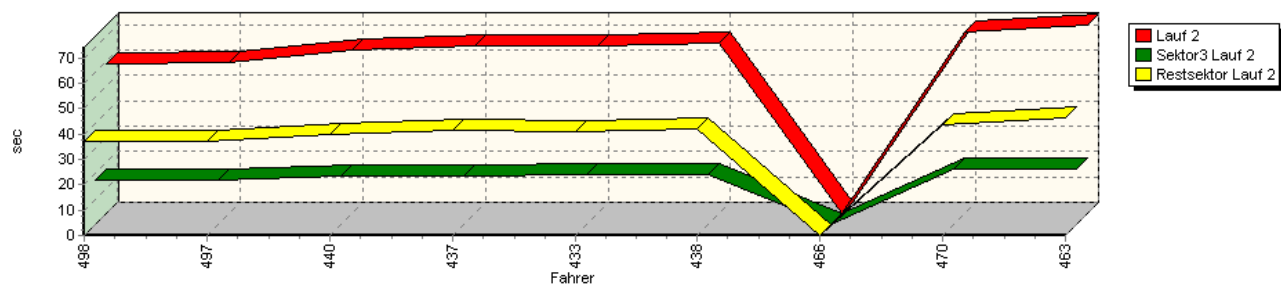
Speed-Diagramm Lauf 2



Sektor-Diagramm (Start) Lauf 2



Sektor-Diagramm (Rest) Lauf 2

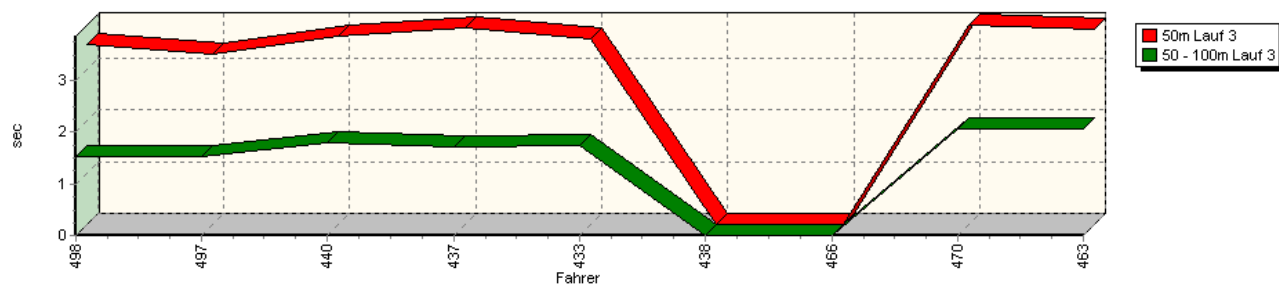


Sektorzeiten & Speeds - Rennen - Kl. H > 2000 + Gruppe E1

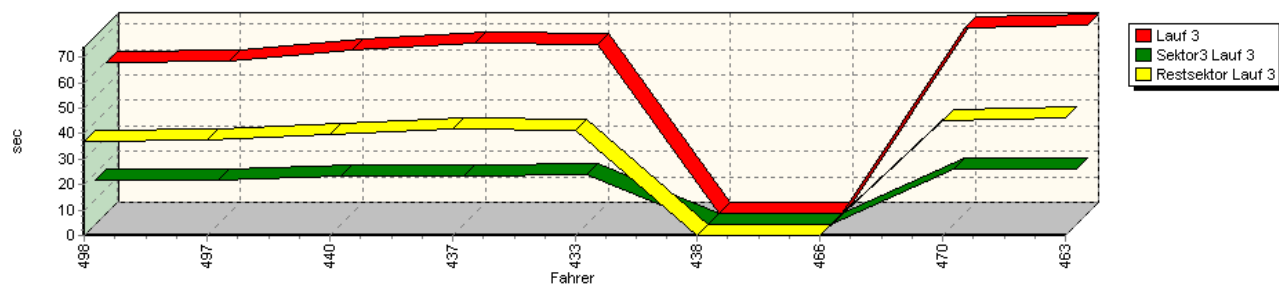
Speed-Diagramm Lauf 3



Sektor-Diagramm (Start) Lauf 3

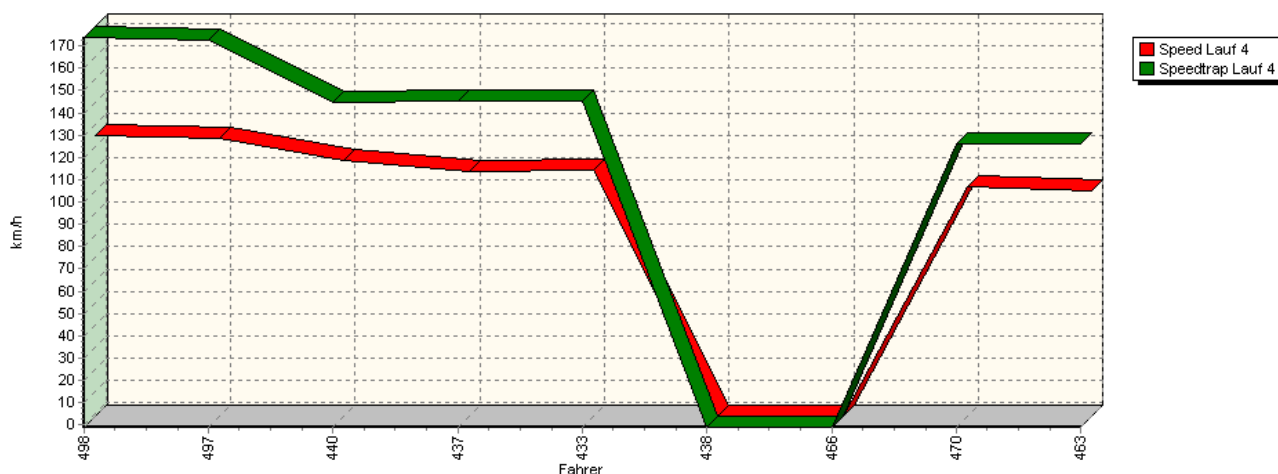


Sektor-Diagramm (Rest) Lauf 3

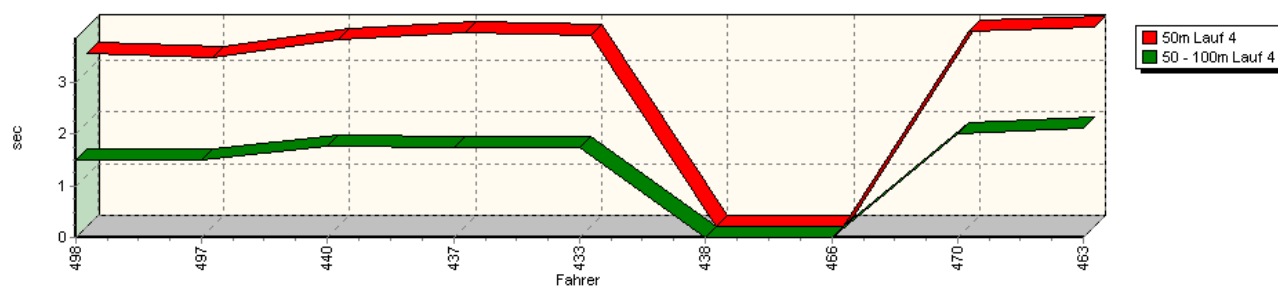


Sektorzeiten & Speeds - Rennen - Kl. H > 2000 + Gruppe E1

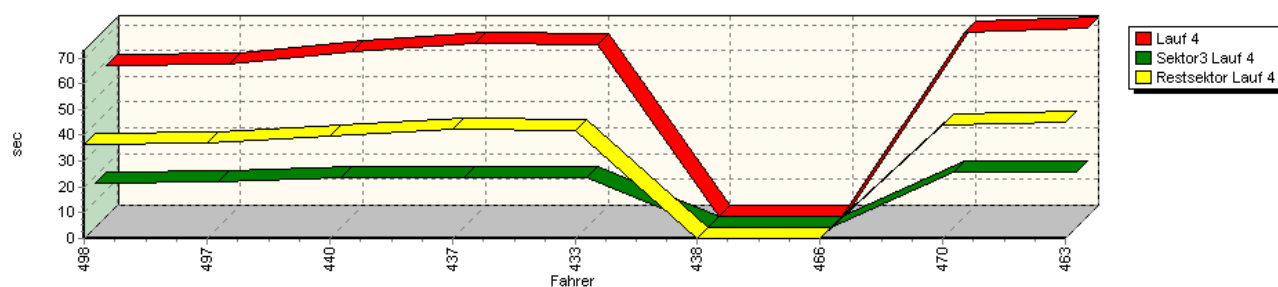
Speed-Diagramm Lauf 4



Sektor-Diagramm (Start) Lauf 4



Sektor-Diagramm (Rest) Lauf 4



Rg.	Nr.	Sektor 1 (50m)	Sektor 2 (50-100m)	Sektor 3	Speed Trap	Sektor 4	Laufzeit	Speed (Lauf)	
1	498	BRENNER Norbert		Opel Astra DTM V8					
		Lauf 1:	00:03.405	00:01.506	00:17.390	172,84 km/h	00:36.915	00:59.219	123,41 km/h
		Lauf 2:	00:03.342	00:01.497	00:17.268	172,08 km/h	00:36.985	00:59.095	123,67 km/h
		Lauf 3:	00:03.462	00:01.526	00:17.305	172,82 km/h	00:36.752	00:59.047	123,77 km/h
		Lauf 4:	00:03.346	00:01.492	00:17.264	173,82 km/h	00:36.517	00:58.620	124,67 km/h



41. Osnabrücker ADAC Bergrennen

16. und 17. August 2008

Deutsche Bergmeisterschaft 2008

DMSB Bergpokal für Tourenwagen und Rennsportfahrzeuge

KW Gruppe H Berg-Cup



Sektorzeiten & Speeds - Rennen - Kl. H > 2000 + Gruppe E1

Rg.	Nr.		Sektor 1 (50m)	Sektor 2 (50-100m)	Sektor 3	Speed Trap	Sektor 4	Laufzeit	Speed (Lauf)
2	497	MEISEL Reto		Mercedes 190 RM1 V8 Judd					
		Lauf 1:	00:03.386	00:01.496	00:17.143	176,10 km/h	00:37.118	00:59.144	123,56 km/h
		Lauf 2:	00:03.405	00:01.511	00:17.317	174,26 km/h	00:37.332	00:59.568	122,68 km/h
		Lauf 3:	00:03.287	00:01.509	00:17.525	173,21 km/h	00:37.340	00:59.663	122,49 km/h
		Lauf 4:	00:03.268	00:01.504	00:17.472	172,45 km/h	00:36.819	00:59.065	123,73 km/h
3	440	WÜSTEFELD Markus		Mercedes 190 E EVO II					
		Lauf 1:	00:03.753	00:01.775	00:19.056	132,49 km/h	00:39.701	01:04.287	113,68 km/h
		Lauf 2:	00:03.783	00:01.798	00:19.194	133,22 km/h	00:39.791	01:04.567	113,18 km/h
		Lauf 3:	00:03.641	00:01.778	00:18.887	149,14 km/h	00:39.893	01:04.200	113,83 km/h
		Lauf 4:	00:03.617	00:01.780	00:19.088	144,66 km/h	00:39.660	01:04.146	113,93 km/h
4	437	PFEIL Lutz		BMW M3 HPR					
		Lauf 1:	00:03.731	00:01.703	00:19.239	152,84 km/h	00:42.564	01:07.238	108,69 km/h
		Lauf 2:	00:03.716	00:01.744	00:19.218	151,88 km/h	00:41.335	01:06.014	110,70 km/h
		Lauf 3:	00:03.801	00:01.717	00:19.265	151,86 km/h	00:42.100	01:06.885	109,26 km/h
		Lauf 4:	00:03.750	00:01.756	00:19.451	145,09 km/h	00:42.256	01:07.215	108,73 km/h
5	433	RÖLLINGHOFF Peter		BMW M3 Sport Evo 2,5					
		Lauf 1:	00:03.628	00:01.737	00:19.995	146,35 km/h	00:41.984	01:07.345	108,52 km/h
		Lauf 2:	00:03.646	00:01.744	00:19.572	147,31 km/h	00:41.225	01:06.188	110,41 km/h
		Lauf 3:	00:03.584	00:01.726	00:19.608	146,09 km/h	00:41.246	01:06.166	110,45 km/h
		Lauf 4:	00:03.707	00:01.748	00:19.502	145,46 km/h	00:41.727	01:06.686	109,59 km/h
6	438	DELLKAMM Armin		BMW M3 (DTM)					
		Lauf 1:	00:03.550	00:01.782	00:19.875	143,52 km/h	00:42.303	01:07.512	108,25 km/h
		Lauf 2:	00:03.596	00:01.802	00:19.940	142,74 km/h	00:42.006	01:07.346	108,52 km/h
		Lauf 3:	*	*	*	* km/h	*	*	* km/h
		Lauf 4:	*	*	*	* km/h	*	*	* km/h
7	466	WENSORRA Michael		Opel Risse Kadett 16V					
		Lauf 1:	00:03.330	00:01.727	00:19.751	144,15 km/h	00:43.677	01:08.487	106,71 km/h
		Lauf 2:	*	*	*	* km/h	*	*	* km/h
		Lauf 3:	*	*	*	* km/h	*	*	* km/h
		Lauf 4:	*	*	*	* km/h	*	*	* km/h
8	470	KIESER Werner		Ford Escort RS 2000					
		Lauf 1:	00:03.813	00:02.007	00:21.623	128,55 km/h	00:44.544	01:11.988	101,52 km/h
		Lauf 2:	00:03.805	00:02.031	00:21.758	128,91 km/h	00:43.831	01:11.427	102,31 km/h
		Lauf 3:	00:03.844	00:02.043	00:21.910	125,93 km/h	00:44.936	01:12.735	100,47 km/h
		Lauf 4:	00:03.773	00:02.013	00:21.674	126,38 km/h	00:44.050	01:11.513	102,19 km/h
9	463	STELBERG Thomas		Opel Corsa A 16V					
		Lauf 1:	00:03.915	00:02.092	00:22.287	123,87 km/h	00:46.442	01:14.737	97,78 km/h
		Lauf 2:	00:03.805	00:02.091	00:22.001	123,37 km/h	00:46.410	01:14.309	98,35 km/h
		Lauf 3:	00:03.763	00:02.059	00:21.991	124,84 km/h	00:46.140	01:13.956	98,82 km/h
		Lauf 4:	00:03.862	00:02.109	00:21.716	125,81 km/h	00:45.319	01:13.009	100,10 km/h