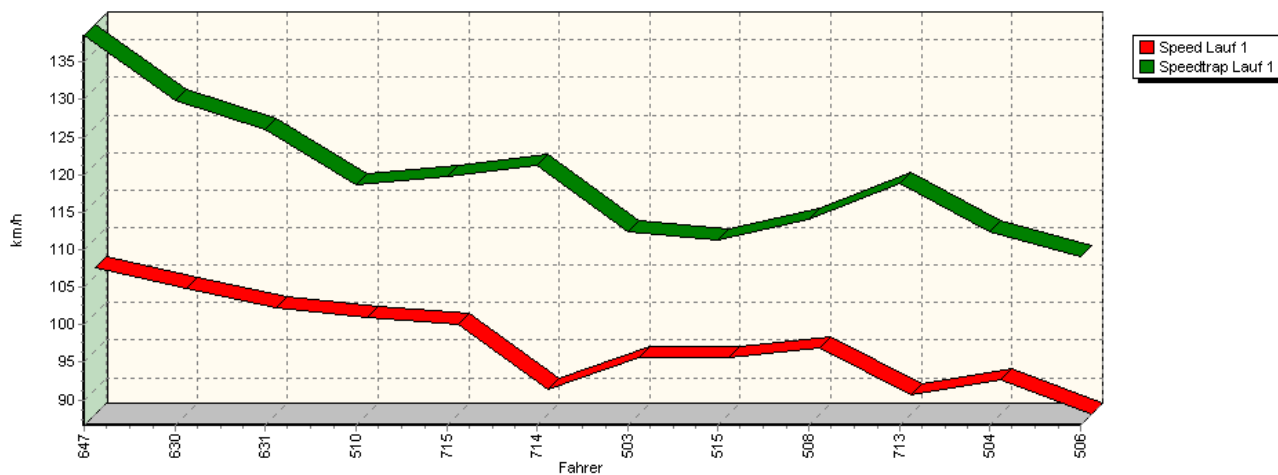
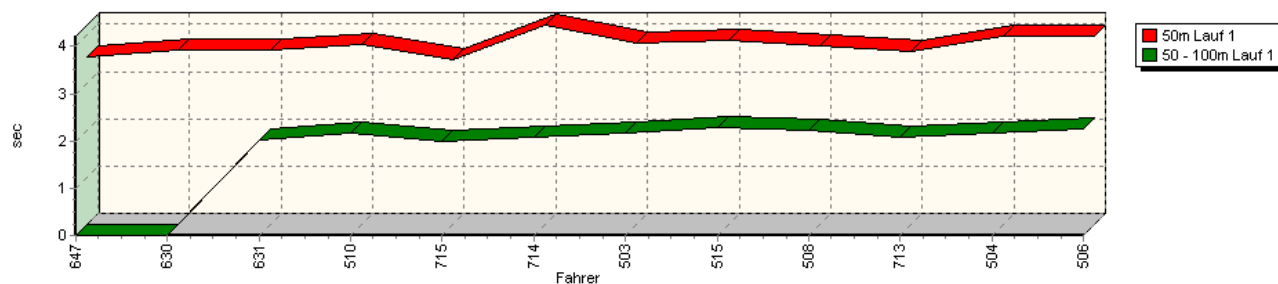


## Sektorzeiten & Speeds - Rennen - Gruppe CBC

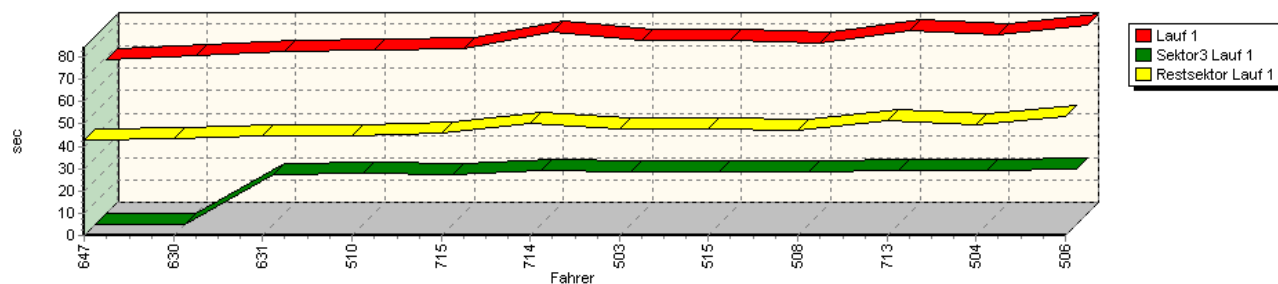
Speed-Diagramm Lauf 1



Sektor-Diagramm (Start) Lauf 1

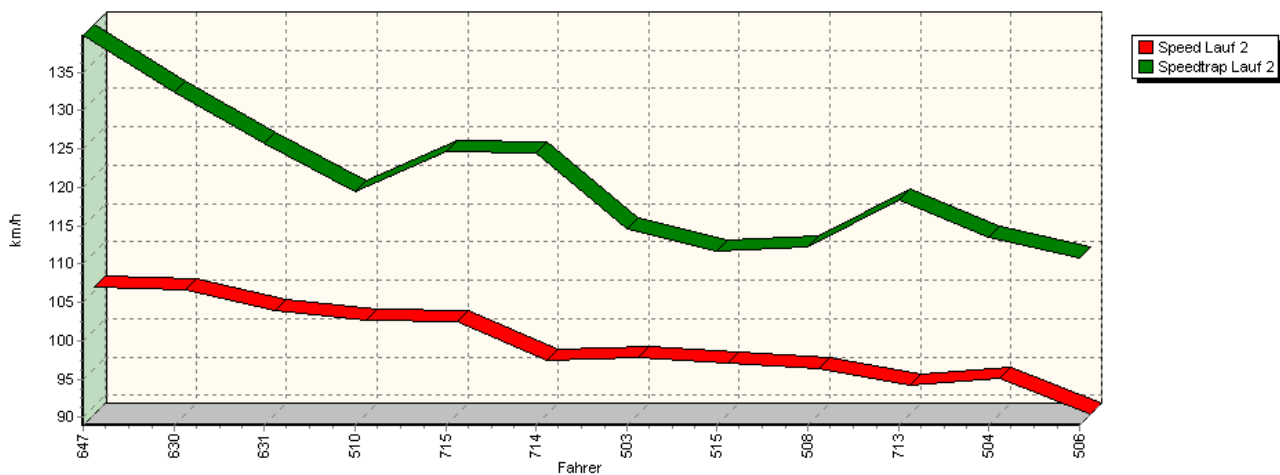


Sektor-Diagramm (Rest) Lauf 1

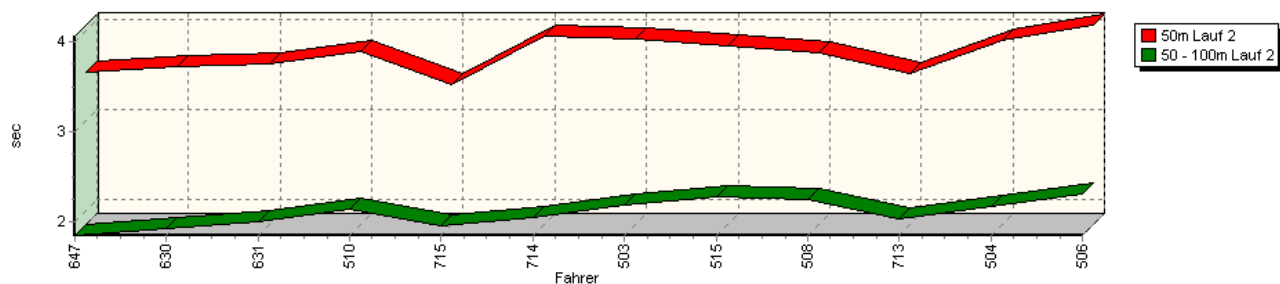


## Sektorzeiten & Speeds - Rennen - Gruppe CBC

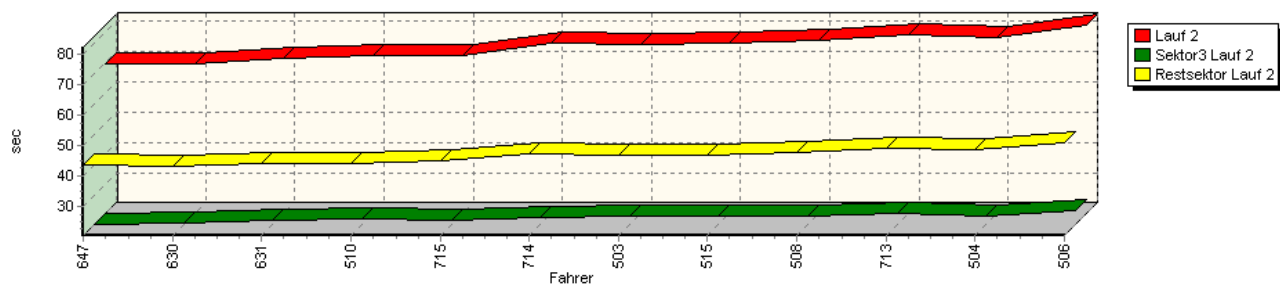
Speed-Diagramm Lauf 2



Sektor-Diagramm (Start) Lauf 2

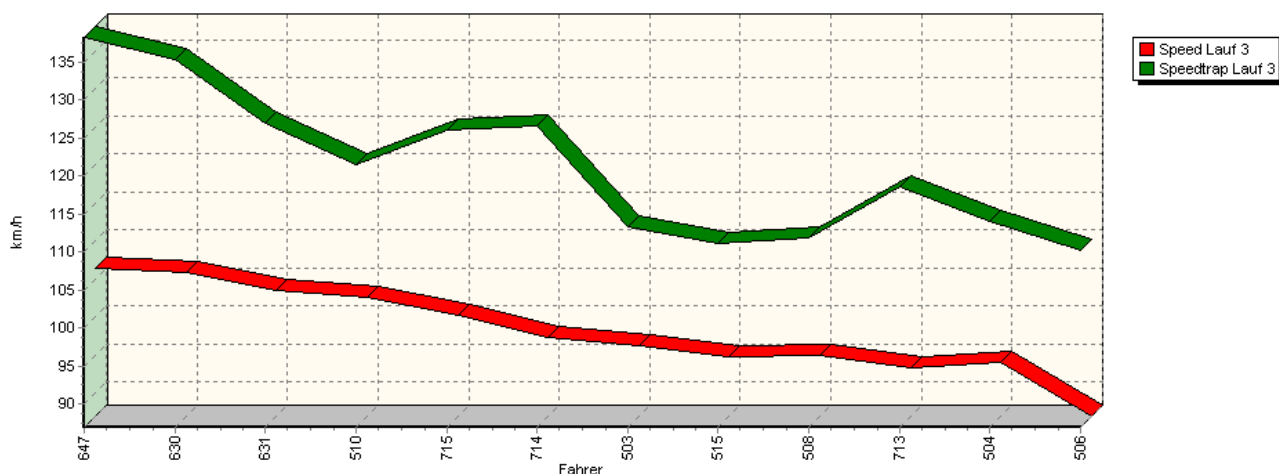


Sektor-Diagramm (Rest) Lauf 2

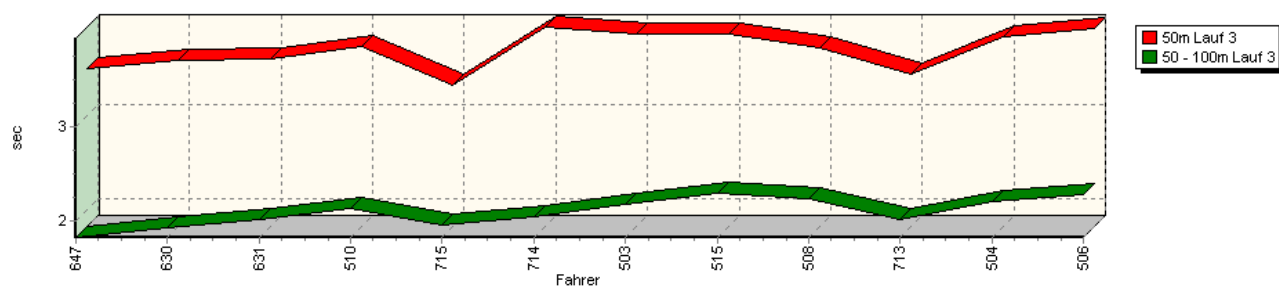


## Sektorzeiten & Speeds - Rennen - Gruppe CBC

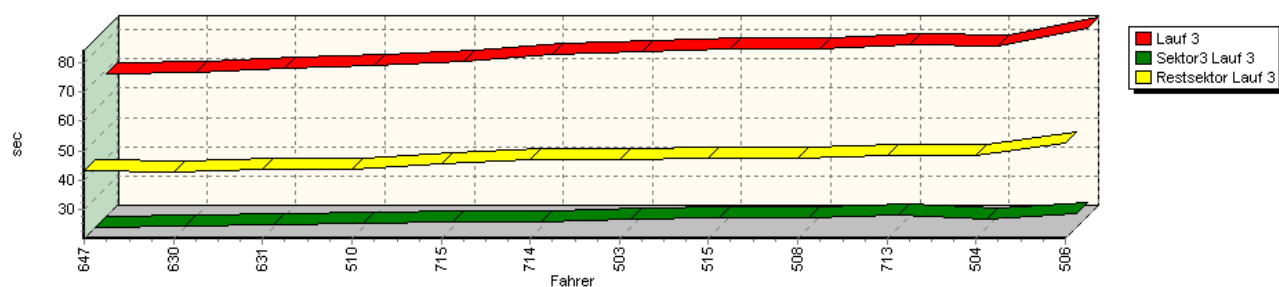
Speed-Diagramm Lauf 3



Sektor-Diagramm (Start) Lauf 3

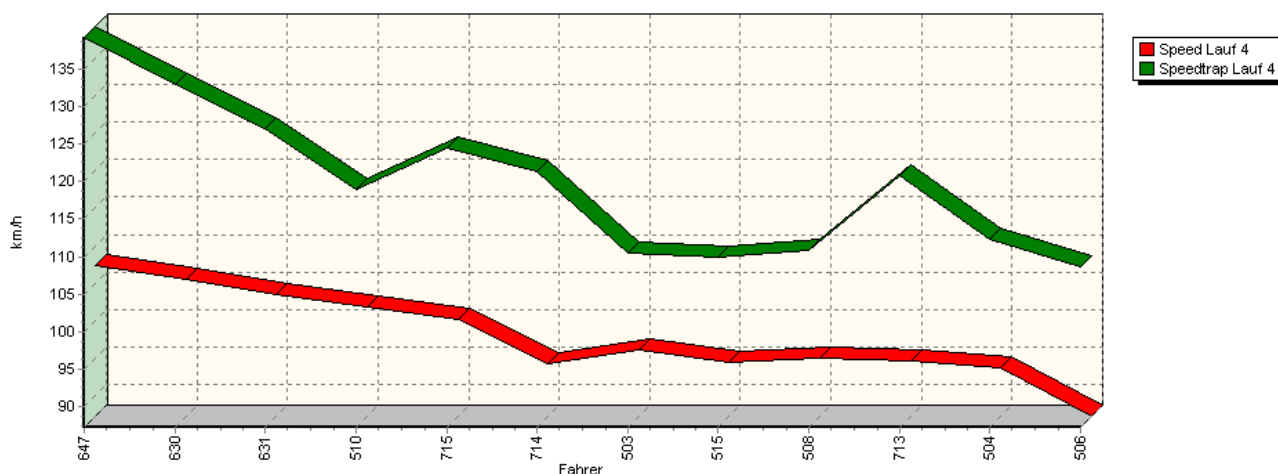


Sektor-Diagramm (Rest) Lauf 3

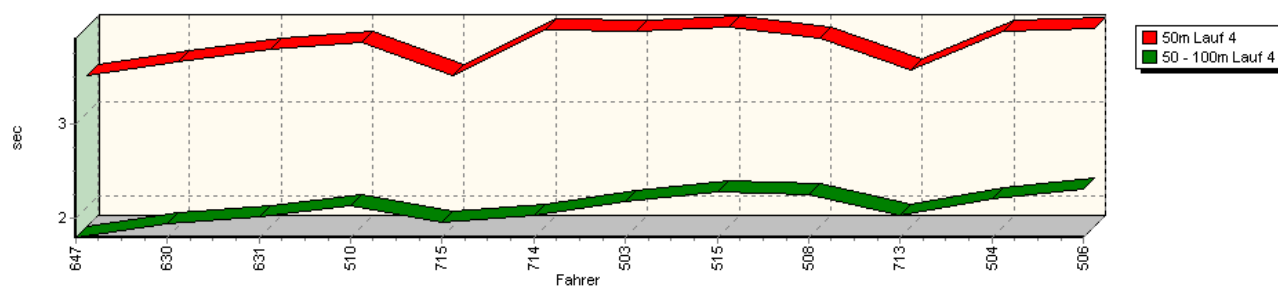


## Sektorzeiten & Speeds - Rennen - Gruppe CBC

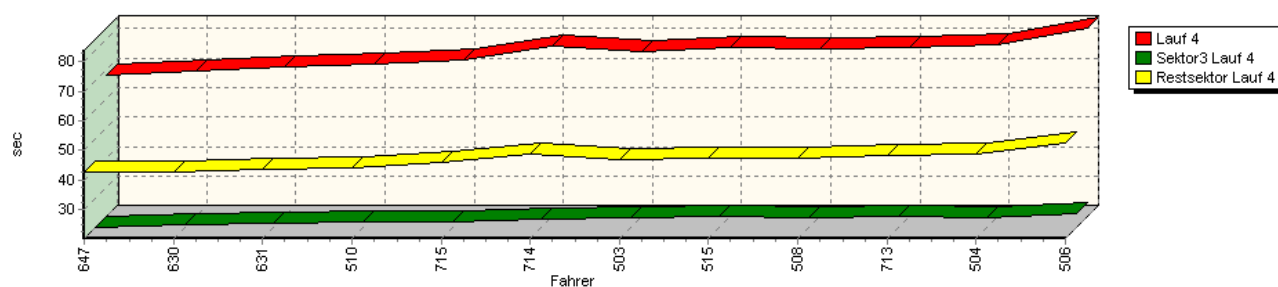
Speed-Diagramm Lauf 4



Sektor-Diagramm (Start) Lauf 4



Sektor-Diagramm (Rest) Lauf 4



Rg.	Nr.	Sektor 1 (50m)	Sektor 2 (50-100m)	Sektor 3	Speed Trap	Sektor 4	Laufzeit	Speed (Lauf)
1	647	<b>FRANK Rene</b>						
		BMW M3 Coupé						
	Lauf 1:	00:03.533	*	*	138,55 km/h	00:42.869	01:08.877	106,10 km/h
	Lauf 2:	00:03.545	00:01.849	00:20.487	139,81 km/h	00:43.416	01:09.299	105,46 km/h
	Lauf 3:	00:03.508	00:01.822	00:20.287	138,27 km/h	00:43.072	01:08.691	106,39 km/h
	Lauf 4:	00:03.401	00:01.796	00:20.160	139,29 km/h	00:42.681	01:08.039	107,41 km/h



# 41. Osnabrücker ADAC Bergrennen

16. und 17. August 2008

Deutsche Bergmeisterschaft 2008

DMSB Bergpokal für Tourenwagen und Rennsportfahrzeuge

KW Gruppe H Berg-Cup



## Sektorzeiten & Speeds - Rennen - Gruppe CBC

Rg.	Nr.	Sektor 1 (50m)	Sektor 2 (50-100m)	Sektor 3	Speed Trap	Sektor 4	Laufzeit	Speed (Lauf)	
2	630	<b>SCHOLZ Stefan</b>		Opel Kadett C Coupé GTE					
		Lauf 1:	00:03.703	*					
		Lauf 2:	00:03.607	00:01.924	00:21.050	129,87 km/h	00:43.144	01:10.688	103,38 km/h
		Lauf 3:	00:03.588	00:01.932	00:20.705	132,37 km/h	00:42.945	01:09.528	105,11 km/h
		Lauf 4:	00:03.547	00:01.942	00:21.036	135,33 km/h	00:42.820	01:09.047	105,84 km/h
						133,09 km/h	00:42.733	01:09.260	105,51 km/h
3	631	<b>HERL Andreas</b>		Ford Escort RS 2000					
		Lauf 1:	00:03.699	00:02.014	00:22.211	126,08 km/h	00:44.553	01:12.478	100,83 km/h
		Lauf 2:	00:03.627	00:02.009	00:21.772	125,81 km/h	00:43.842	01:11.253	102,57 km/h
		Lauf 3:	00:03.607	00:02.017	00:21.416	126,98 km/h	00:43.601	01:10.643	103,45 km/h
		Lauf 4:	00:03.677	00:02.018	00:21.527	127,08 km/h	00:43.392	01:10.616	103,49 km/h
4	510	<b>HOFMANN Steffen</b>		NSU TT Edelhäuser					
		Lauf 1:	00:03.806	00:02.166	00:22.752	118,64 km/h	00:44.763	01:13.490	99,44 km/h
		Lauf 2:	00:03.769	00:02.140	00:22.085	119,43 km/h	00:44.188	01:12.185	101,24 km/h
		Lauf 3:	00:03.733	00:02.127	00:21.663	121,58 km/h	00:43.714	01:11.240	102,58 km/h
		Lauf 4:	00:03.743	00:02.130	00:21.960	118,92 km/h	00:43.952	01:11.787	101,80 km/h
5	715	<b>FELDMANN Hannes</b>		Formel Ford 1600 van Diemen					
		Lauf 1:	00:03.486	00:01.991	00:22.622	119,70 km/h	00:46.033	01:14.133	98,58 km/h
		Lauf 2:	00:03.397	00:01.964	00:22.056	124,72 km/h	00:44.966	01:12.384	100,96 km/h
		Lauf 3:	00:03.332	00:01.961	00:22.169	126,17 km/h	00:45.397	01:12.860	100,30 km/h
		Lauf 4:	00:03.389	00:01.962	00:21.928	124,52 km/h	00:45.692	01:12.973	100,15 km/h
6	714	<b>HENKEFEND Stefan</b>		Formel 3 Brabham					
		Lauf 1:	00:04.218	00:02.072	00:24.424	121,29 km/h	00:50.517	01:21.234	89,96 km/h
		Lauf 2:	00:03.935	00:02.049	00:22.756	124,41 km/h	00:47.352	01:16.094	96,04 km/h
		Lauf 3:	00:03.944	00:02.047	00:22.302	126,65 km/h	00:46.788	01:15.082	97,33 km/h
		Lauf 4:	00:03.885	00:02.035	00:22.825	121,33 km/h	00:48.871	01:17.618	94,15 km/h
7	503	<b>NIEDERMANN Johannes</b>		NSU 1000C					
		Lauf 1:	00:03.839	00:02.181	00:23.545	112,48 km/h	00:48.076	01:17.642	94,12 km/h
		Lauf 2:	00:03.915	00:02.182	00:23.020	114,58 km/h	00:46.763	01:15.882	96,31 km/h
		Lauf 3:	00:03.866	00:02.173	00:23.011	113,31 km/h	00:46.867	01:15.919	96,26 km/h
		Lauf 4:	00:03.858	00:02.178	00:23.343	110,51 km/h	00:46.692	01:16.072	96,07 km/h
8	515	<b>SCHINDLER Uwe</b>		NSU KWR					
		Lauf 1:	00:03.907	00:02.275	00:23.630	111,26 km/h	00:47.867	01:17.681	94,08 km/h
		Lauf 2:	00:03.826	00:02.274	00:23.334	111,65 km/h	00:46.918	01:16.353	95,71 km/h
		Lauf 3:	00:03.871	00:02.288	00:23.540	111,14 km/h	00:47.332	01:17.032	94,87 km/h
		Lauf 4:	00:03.909	00:02.280	00:23.767	109,94 km/h	00:47.475	01:17.435	94,38 km/h
9	508	<b>HOFMANN Gerhard</b>		NSU TT					
		Lauf 1:	00:03.772	00:02.220	00:23.317	114,02 km/h	00:47.214	01:16.524	95,50 km/h
		Lauf 2:	00:03.761	00:02.241	00:23.166	112,31 km/h	00:47.783	01:16.953	94,97 km/h
		Lauf 3:	00:03.717	00:02.229	00:23.361	111,86 km/h	00:47.661	01:16.970	94,95 km/h
		Lauf 4:	00:03.793	00:02.252	00:23.492	110,92 km/h	00:47.451	01:16.990	94,92 km/h
10	713	<b>KNORRENSCHILD Dieter</b>		Kaimann Formel V 1300					
		Lauf 1:	00:03.666	00:02.067	00:24.478	118,76 km/h	00:51.637	01:21.849	89,29 km/h
		Lauf 2:	00:03.517	00:02.035	00:24.049	118,30 km/h	00:49.240	01:18.843	92,69 km/h
		Lauf 3:	00:03.437	00:02.014	00:24.328	118,61 km/h	00:48.534	01:18.315	93,32 km/h
		Lauf 4:	00:03.454	00:02.025	00:23.804	120,86 km/h	00:48.048	01:17.334	94,50 km/h




## 41. Osnabrücker ADAC Bergrennen

16. und 17. August 2008

Deutsche Bergmeisterschaft 2008

DMSB Bergpokal für Tourenwagen und Rennsportfahrzeuge

KW Gruppe H Berg-Cup



### Sektorzeiten & Speeds - Rennen - Gruppe CBC

Rg.	Nr.		Sektor 1 (50m)	Sektor 2 (50-100m)	Sektor 3	Speed Trap	Sektor 4	Laufzeit	Speed (Lauf)
11	504	<b>SZOTT Roman</b>		NSU TT					
		Lauf 1:	00:03.988	00:02.165	00:24.061	112,34 km/h	00:49.900	01:20.117	91,22 km/h
		Lauf 2:	00:03.891	00:02.169	00:23.392	113,48 km/h	00:48.515	01:17.968	93,73 km/h
		Lauf 3:	00:03.835	00:02.204	00:23.282	114,14 km/h	00:48.371	01:17.693	94,06 km/h
		Lauf 4:	00:03.870	00:02.210	00:23.313	112,28 km/h	00:48.638	01:18.032	93,65 km/h
12	506	<b>SCHABACKER Pit</b>		NSU TT					
		Lauf 1:	00:03.994	00:02.241	00:24.884	109,06 km/h	00:53.251	01:24.371	86,62 km/h
		Lauf 2:	00:04.061	00:02.305	00:24.890	110,82 km/h	00:50.896	01:22.154	88,96 km/h
		Lauf 3:	00:03.929	00:02.276	00:25.164	110,32 km/h	00:52.640	01:24.011	86,99 km/h
		Lauf 4:	00:03.900	00:02.311	00:24.938	108,57 km/h	00:52.673	01:23.823	87,18 km/h