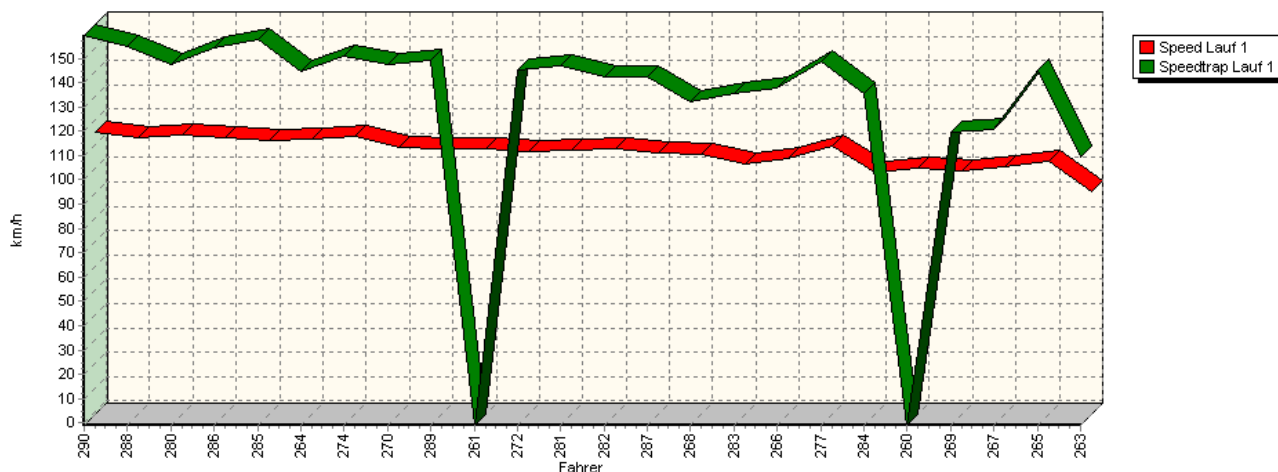
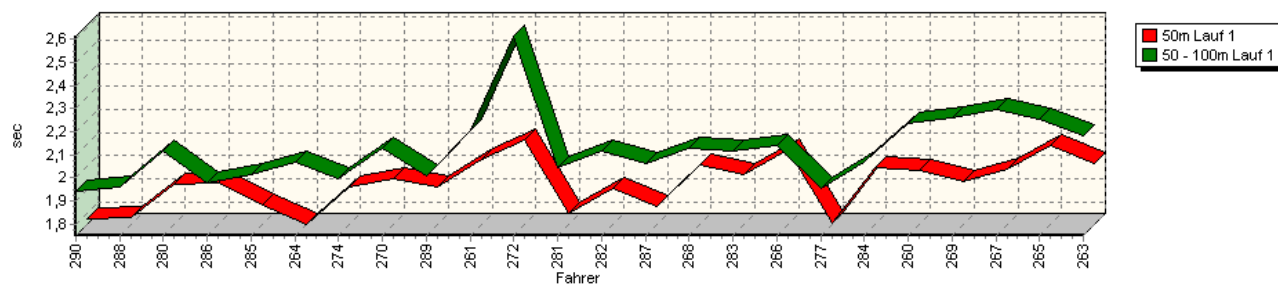


Sektorzeiten & Speeds - Gruppe H (DMSB,OSK) über 1150 bis 1300 ccm - Klasse 22

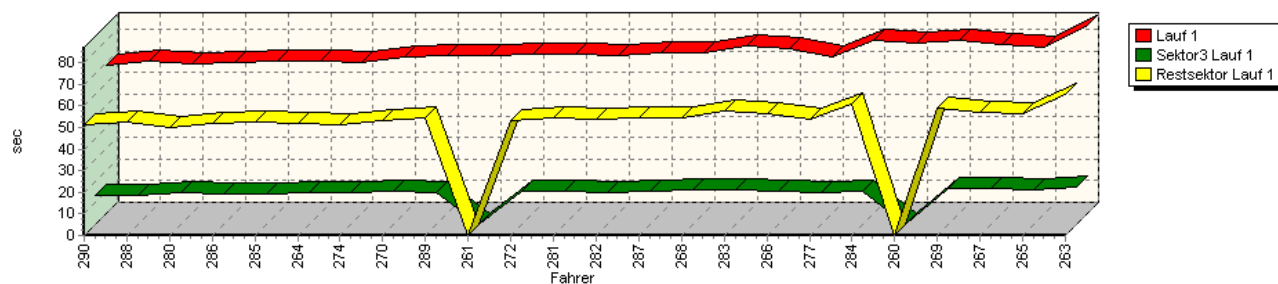
Speed-Diagramm Lauf 1



Sektor-Diagramm (Start) Lauf 1

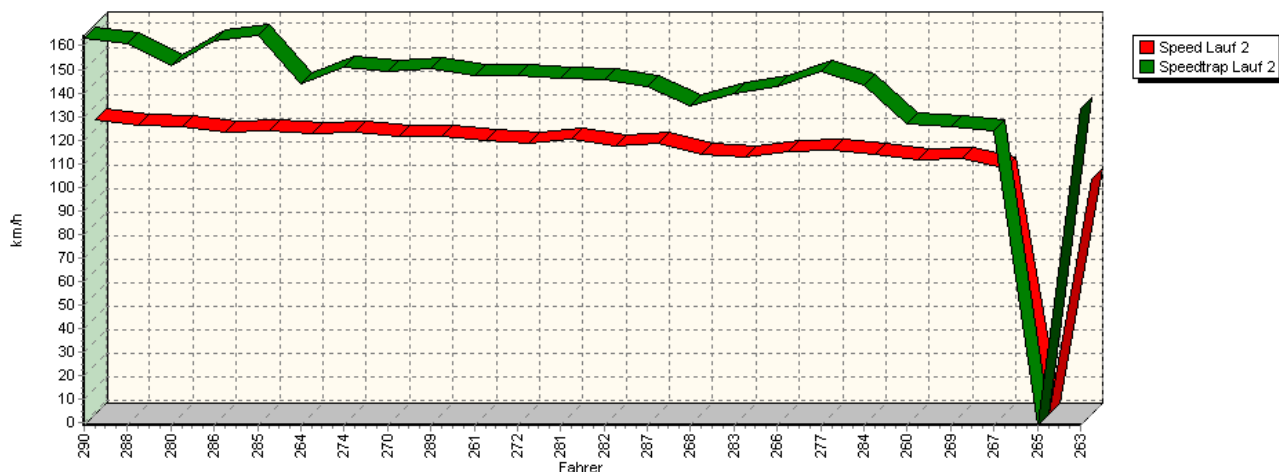


Sektor-Diagramm (Rest) Lauf 1

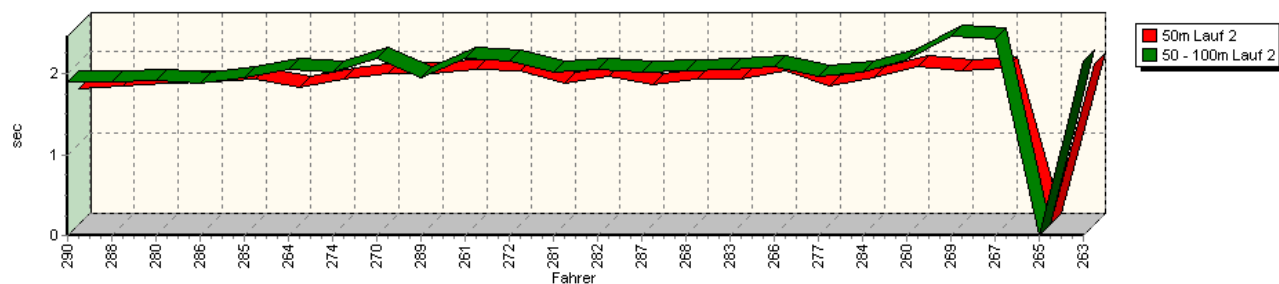


Sektorzeiten & Speeds - Gruppe H (DMSB,OSK) über 1150 bis 1300 ccm - Klasse 22

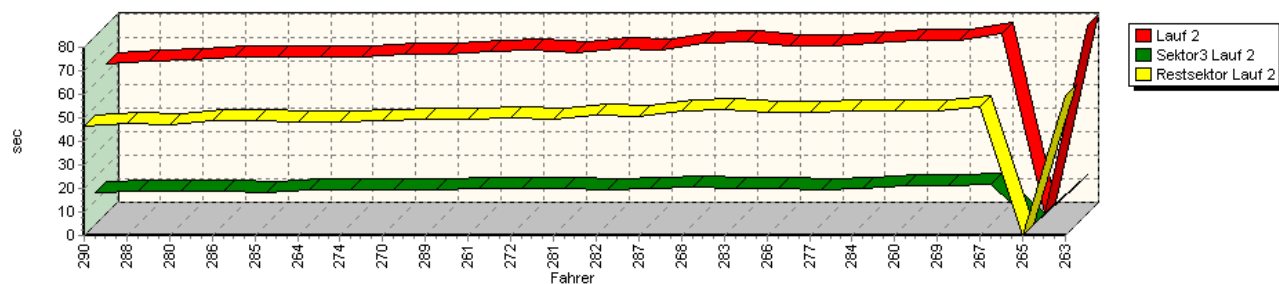
Speed-Diagramm Lauf 2



Sektor-Diagramm (Start) Lauf 2

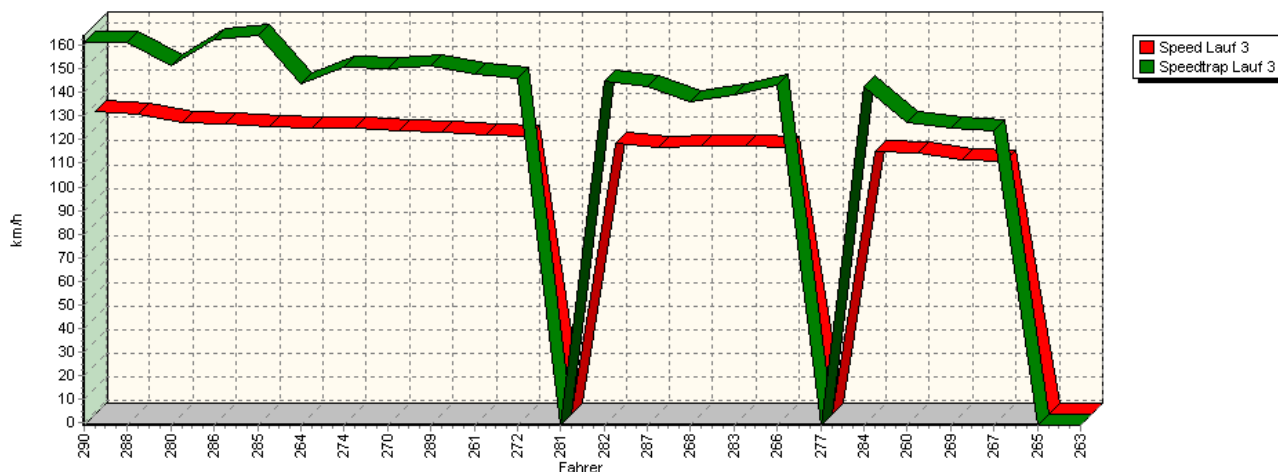


Sektor-Diagramm (Rest) Lauf 2

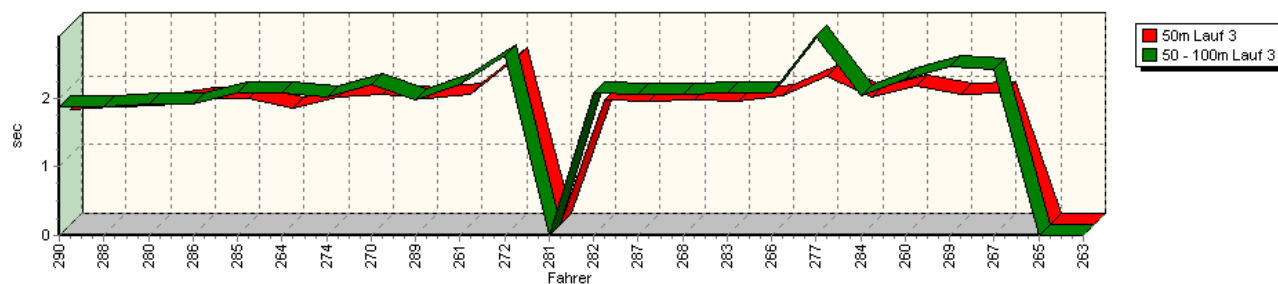


Sektorzeiten & Speeds - Gruppe H (DMSB,OSK) über 1150 bis 1300 ccm - Klasse 22

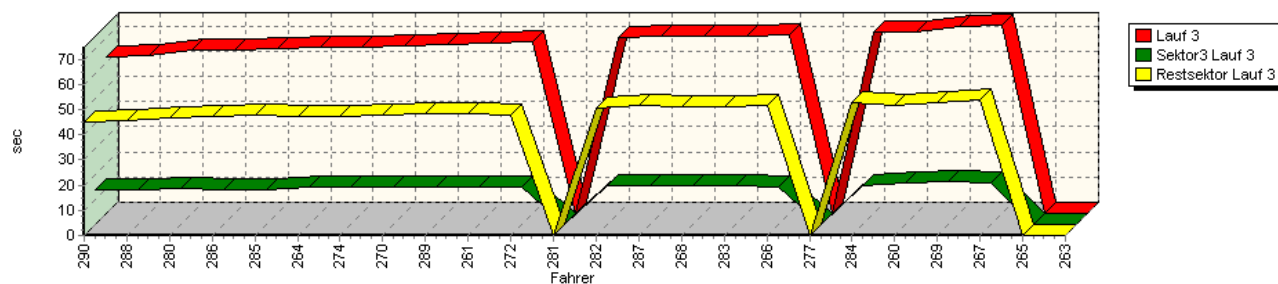
Speed-Diagramm Lauf 3



Sektor-Diagramm (Start) Lauf 3



Sektor-Diagramm (Rest) Lauf 3



Rg.	Nr.	Sektor 1 (15m)	Sektor 2 (15-50m)	Sektor 3	Speed Trap	Sektor 4	Laufzeit	Speed (Lauf)	
1	290	BERNERT Klaus		VW Polo 16V					
		Lauf 1:	00:01.776	00:01.941	00:13.788	159,46 km/h	00:51.198	01:08.705	115,28 km/h
		Lauf 2:	00:01.674	00:01.900	00:13.522	162,93 km/h	00:46.704	01:03.801	124,14 km/h
		Lauf 3:	00:01.666	00:01.880	00:13.579	161,11 km/h	00:44.987	01:02.114	127,51 km/h

Sektorzeiten & Speeds - Gruppe H (DMSB,OSK) über 1150 bis 1300 ccm - Klasse 22

Rg.	Nr.		Sektor 1 (15m)	Sektor 2 (15-50m)	Sektor 3	Speed Trap	Sektor 4	Laufzeit	Speed (Lauf)
2	288	MOSER Gerhard		VW Polo					
		Lauf 1:	00:01.778	00:01.962	00:13.774	154,84 km/h	00:52.824	01:10.341	112,60 km/h
		Lauf 2:	00:01.709	00:01.904	00:13.886	160,69 km/h	00:47.609	01:05.109	121,64 km/h
		Lauf 3:	00:01.707	00:01.879	00:13.648	161,41 km/h	00:45.510	01:02.746	126,22 km/h
3	280	EBENHÖH Armin		VW Polo					
		Lauf 1:	00:01.923	00:02.114	00:15.044	147,28 km/h	00:50.273	01:09.356	114,19 km/h
		Lauf 2:	00:01.744	00:01.929	00:14.396	151,57 km/h	00:47.422	01:05.493	120,93 km/h
		Lauf 3:	00:01.724	00:01.922	00:14.344	151,46 km/h	00:46.726	01:04.718	122,38 km/h
4	286	KLEINER Martin		VW Polo 16V					
		Lauf 1:	00:01.928	00:01.976	00:14.131	154,24 km/h	00:52.050	01:10.087	113,00 km/h
		Lauf 2:	00:01.763	00:01.885	00:13.944	161,89 km/h	00:49.099	01:06.693	118,75 km/h
		Lauf 3:	00:01.823	00:01.919	00:13.730	162,39 km/h	00:47.314	01:04.788	122,25 km/h
5	285	STELBERG André		VW Polo I 16V					
		Lauf 1:	00:01.831	00:02.016	00:14.100	157,91 km/h	00:52.861	01:10.810	111,85 km/h
		Lauf 2:	00:01.801	00:01.956	00:13.781	164,39 km/h	00:48.876	01:06.417	119,25 km/h
		Lauf 3:	00:01.841	00:02.077	00:13.858	164,13 km/h	00:47.858	01:05.636	120,66 km/h
6	264	SPÖRI Markus		Suzuki Swift					
		Lauf 1:	00:01.750	00:02.067	00:15.061	144,58 km/h	00:51.833	01:10.713	112,00 km/h
		Lauf 2:	00:01.694	00:02.062	00:14.978	144,10 km/h	00:48.191	01:06.927	118,34 km/h
		Lauf 3:	00:01.683	00:02.066	00:14.947	143,81 km/h	00:47.118	01:05.816	120,34 km/h
7	274	RABE Felix		VW Polo 86C					
		Lauf 1:	00:01.910	00:01.994	00:14.629	150,85 km/h	00:51.348	01:09.882	113,33 km/h
		Lauf 2:	00:01.805	00:02.025	00:14.583	150,99 km/h	00:48.472	01:06.887	118,41 km/h
		Lauf 3:	00:01.843	00:02.016	00:14.579	150,39 km/h	00:47.473	01:05.913	120,16 km/h
8	270	GÖTZL Helmut		VW Polo					
		Lauf 1:	00:01.945	00:02.129	00:15.445	147,33 km/h	00:53.101	01:12.623	109,06 km/h
		Lauf 2:	00:01.863	00:02.196	00:14.765	149,17 km/h	00:48.974	01:07.799	116,82 km/h
		Lauf 3:	00:01.883	00:02.193	00:15.001	149,98 km/h	00:47.549	01:06.629	118,87 km/h
9	289	LETMADE Bernd		VW Polo					
		Lauf 1:	00:01.911	00:02.005	00:14.856	148,96 km/h	00:54.277	01:13.051	108,42 km/h
		Lauf 2:	00:01.867	00:01.962	00:14.599	150,09 km/h	00:49.412	01:07.842	116,74 km/h
		Lauf 3:	00:01.835	00:01.968	00:14.673	151,11 km/h	00:48.509	01:06.988	118,23 km/h
10	261	MÜLLER Stefan		VW EMP Polo					
		Lauf 1:	00:02.033	00:02.203	*	* km/h	*	01:13.285	108,07 km/h
		Lauf 2:	00:01.929	00:02.199	00:15.082	147,47 km/h	00:49.661	01:08.873	114,99 km/h
		Lauf 3:	00:01.886	00:02.203	00:14.947	147,67 km/h	00:48.356	01:07.394	117,52 km/h
11	272	GLAS Wolfgang		VW Polo 16V					
		Lauf 1:	00:02.117	00:02.613	00:15.685	145,07 km/h	00:53.524	01:13.941	107,11 km/h
		Lauf 2:	00:01.910	00:02.164	00:15.188	147,32 km/h	00:50.172	01:09.436	114,06 km/h
		Lauf 3:	00:02.411	00:02.620	00:15.103	146,21 km/h	00:47.837	01:07.972	116,52 km/h
12	281	SCHIERMEISTER Arne		Opel Risse Corsa					
		Lauf 1:	00:01.798	00:02.042	00:15.337	146,73 km/h	00:54.565	01:13.745	107,40 km/h
		Lauf 2:	00:01.753	00:02.025	00:15.088	146,45 km/h	00:49.715	01:08.583	115,48 km/h
		Lauf 3:	*	*	*	* km/h	*	*	* km/h
13	282	REICHHUBER Peter		VW Polo					
		Lauf 1:	00:01.907	00:02.118	00:15.050	142,12 km/h	00:54.101	01:13.179	108,23 km/h
		Lauf 2:	00:01.827	00:02.060	00:14.862	145,74 km/h	00:51.405	01:10.156	112,89 km/h
		Lauf 3:	00:01.807	00:02.078	00:15.262	144,80 km/h	00:50.393	01:09.543	113,89 km/h

Sektorzeiten & Speeds - Gruppe H (DMSB,OSK) über 1150 bis 1300 ccm - Klasse 22

Rg.	Nr.		Sektor 1 (15m)	Sektor 2 (15-50m)	Sektor 3	Speed Trap	Sektor 4	Laufzeit	Speed (Lauf)
14	287	SMYREK Jörg		Audi 50					
		Lauf 1:	00:01.826	00:02.060	00:15.693	142,28 km/h	00:54.617	01:14.198	106,74 km/h
		Lauf 2:	00:01.739	00:02.031	00:15.310	142,47 km/h	00:50.562	01:09.644	113,72 km/h
		Lauf 3:	00:01.791	00:02.059	00:15.259	142,22 km/h	00:51.484	01:10.595	112,19 km/h
15	268	HÖRNIG Christof		VW Polo					
		Lauf 1:	00:02.009	00:02.125	00:15.777	132,07 km/h	00:54.730	01:14.643	106,10 km/h
		Lauf 2:	00:01.802	00:02.036	00:15.772	134,23 km/h	00:52.967	01:12.579	109,12 km/h
		Lauf 3:	00:01.809	00:02.055	00:15.624	135,99 km/h	00:50.868	01:10.358	112,57 km/h
16	283	KOHLER Thomas		Fiat X1/9					
		Lauf 1:	00:01.967	00:02.118	00:15.726	135,67 km/h	00:57.700	01:17.514	102,18 km/h
		Lauf 2:	00:01.797	00:02.061	00:15.595	139,75 km/h	00:53.668	01:13.124	108,31 km/h
		Lauf 3:	00:01.802	00:02.073	00:15.564	139,11 km/h	00:50.976	01:10.416	112,47 km/h
17	266	MÖRZL Christian		Talbot Samba Rallye Maxi					
		Lauf 1:	00:02.071	00:02.139	00:15.630	137,95 km/h	00:56.301	01:16.143	104,01 km/h
		Lauf 2:	00:01.912	00:02.089	00:15.165	142,64 km/h	00:52.463	01:11.631	110,57 km/h
		Lauf 3:	00:01.875	00:02.076	00:15.045	142,81 km/h	00:51.659	01:10.657	112,09 km/h
18	277	KONRAD Manfred		VW Corrado					
		Lauf 1:	00:01.756	00:01.955	00:14.890	148,71 km/h	00:53.705	01:12.308	109,53 km/h
		Lauf 2:	00:01.716	00:01.971	00:14.833	149,19 km/h	00:52.716	01:11.238	111,18 km/h
		Lauf 3:	00:02.145	00:02.900	*	* km/h	*	A	* km/h
19	284	VITT Holger		VW Polo Twist					
		Lauf 1:	00:01.993	00:02.066	00:15.533	135,80 km/h	01:00.827	01:20.420	98,48 km/h
		Lauf 2:	00:01.821	00:02.020	00:15.174	143,05 km/h	00:53.352	01:12.368	109,44 km/h
		Lauf 3:	00:01.853	00:02.027	00:15.267	142,57 km/h	00:52.605	01:11.754	110,38 km/h
20	260	SAMMER Florian		VW Polo I					
		Lauf 1:	00:01.982	00:02.237	*	* km/h	*	01:18.846	100,45 km/h
		Lauf 2:	00:01.955	00:02.185	00:16.514	126,97 km/h	00:53.296	01:13.952	107,10 km/h
		Lauf 3:	00:02.016	00:02.267	00:16.391	127,36 km/h	00:51.473	01:12.149	109,77 km/h
21	269	ABB Nils		VW Polo 8V					
		Lauf 1:	00:01.938	00:02.262	00:16.738	119,47 km/h	00:58.989	01:19.928	99,09 km/h
		Lauf 2:	00:01.903	00:02.470	00:16.404	125,57 km/h	00:53.080	01:13.859	107,23 km/h
		Lauf 3:	00:01.899	00:02.462	00:17.037	124,67 km/h	00:52.607	01:14.007	107,02 km/h
22	267	EIRICH Raimund		VW Polo 86C					
		Lauf 1:	00:01.991	00:02.297	00:16.932	120,59 km/h	00:57.185	01:18.406	101,01 km/h
		Lauf 2:	00:01.945	00:02.435	00:17.075	123,70 km/h	00:55.053	01:16.510	103,52 km/h
		Lauf 3:	00:01.922	00:02.418	00:16.547	123,71 km/h	00:53.856	01:14.744	105,96 km/h
23	265	ANDRES Horst		VW Polo					
		Lauf 1:	00:02.092	00:02.255	00:15.748	145,46 km/h	00:56.555	01:16.652	103,32 km/h
		Lauf 2:	*	*	*	* km/h	*	*	* km/h
		Lauf 3:	*	*	*	* km/h	*	*	* km/h
24	263	SCHRÖDER Detlef		VW Polo 86					
		Lauf 1:	00:02.013	00:02.181	00:17.393	109,39 km/h	01:05.645	01:27.235	90,79 km/h
		Lauf 2:	00:01.990	00:02.166	00:16.546	133,48 km/h	00:59.543	01:20.246	98,70 km/h
		Lauf 3:	*	*	*	* km/h	*	*	* km/h