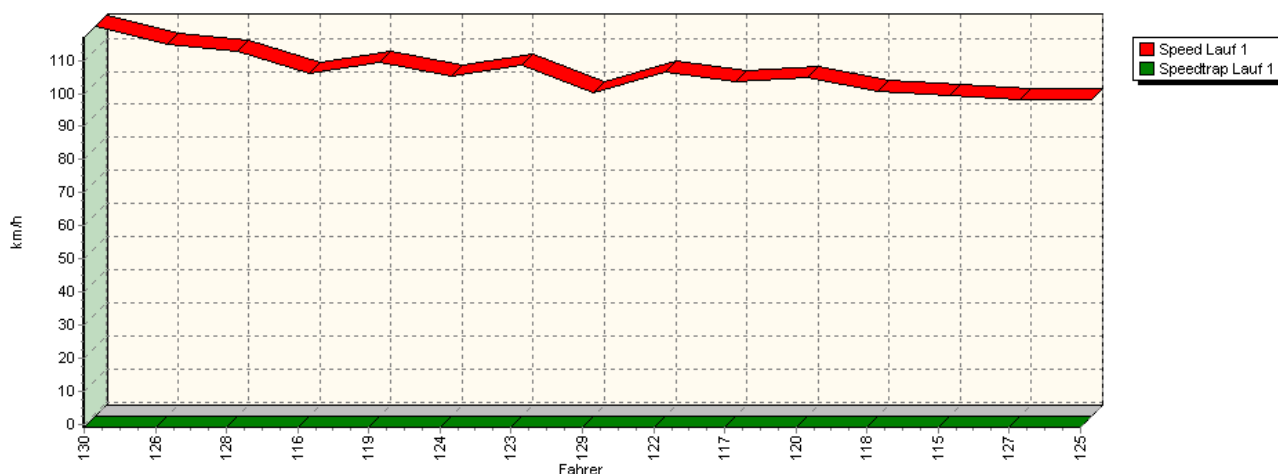
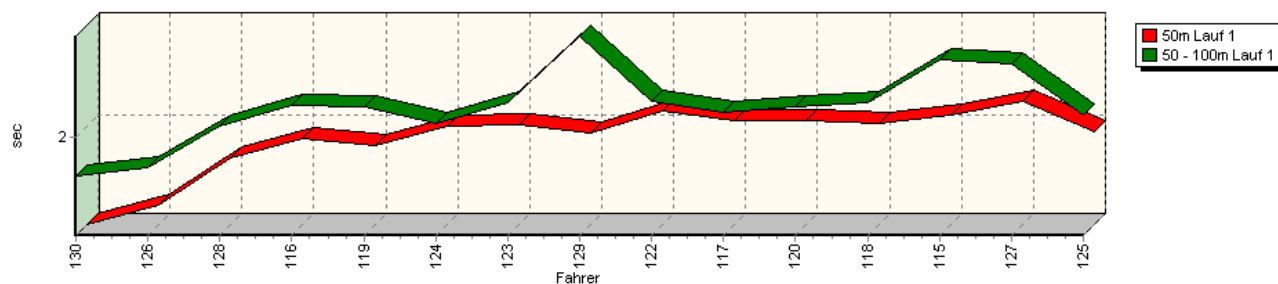


Sektorzeiten & Speeds - Gruppe N/DN (DMSB)/F2005 (DMSB)/N-Diesel (DMSB)

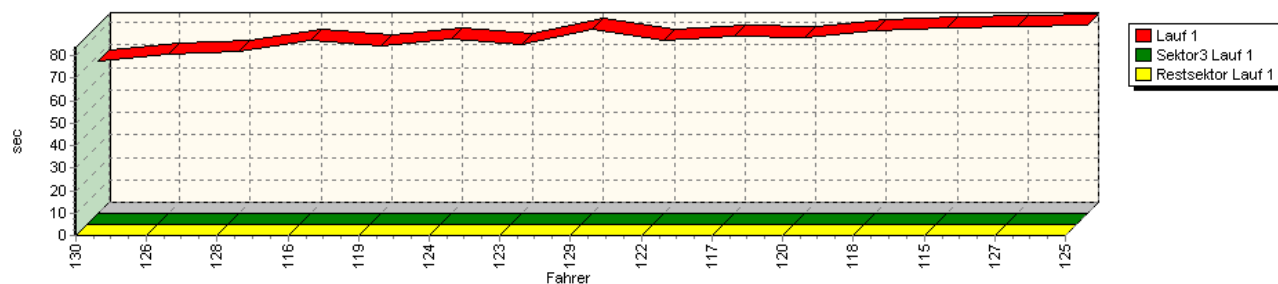
Speed-Diagramm Lauf 1



Sektor-Diagramm (Start) Lauf 1

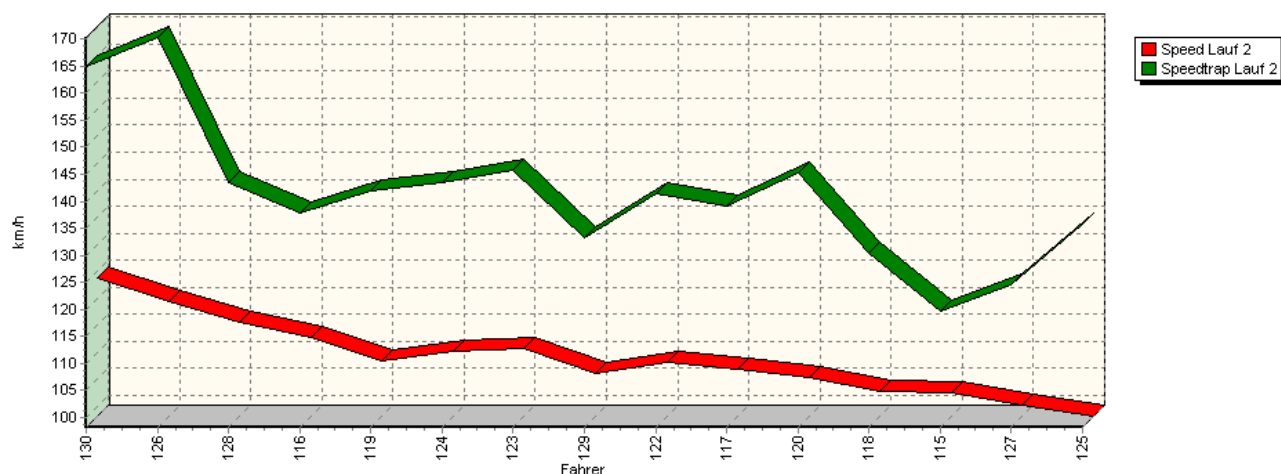


Sektor-Diagramm (Rest) Lauf 1

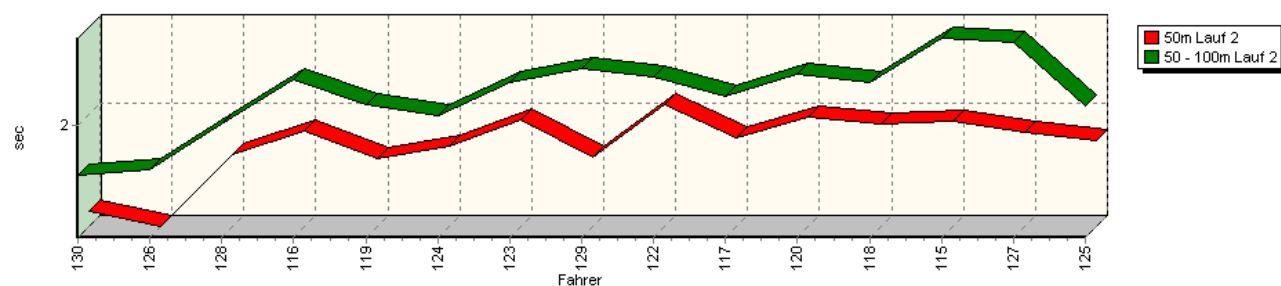


Sektorzeiten & Speeds - Gruppe N/DN (DMSB)/F2005 (DMSB)/N-Diesel (DMSB)

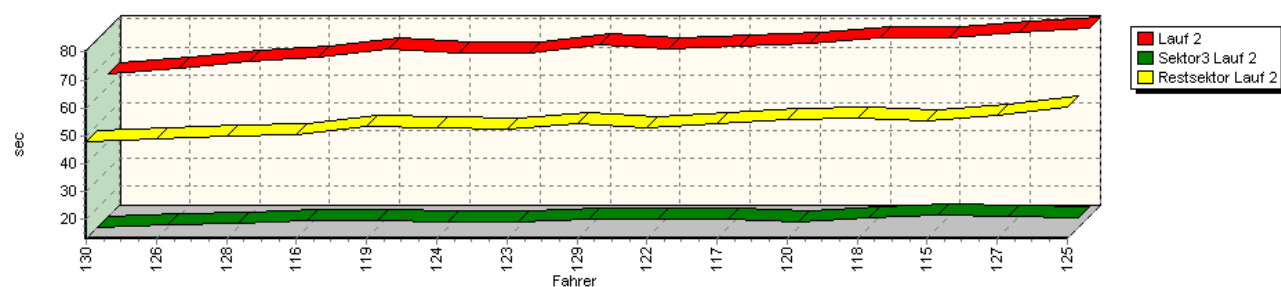
Speed-Diagramm Lauf 2



Sektor-Diagramm (Start) Lauf 2

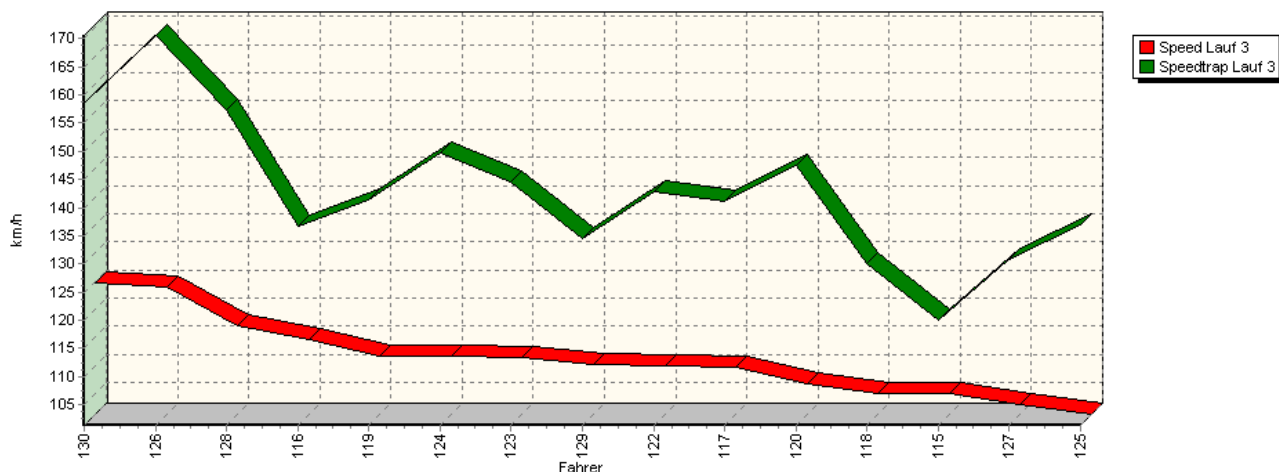


Sektor-Diagramm (Rest) Lauf 2

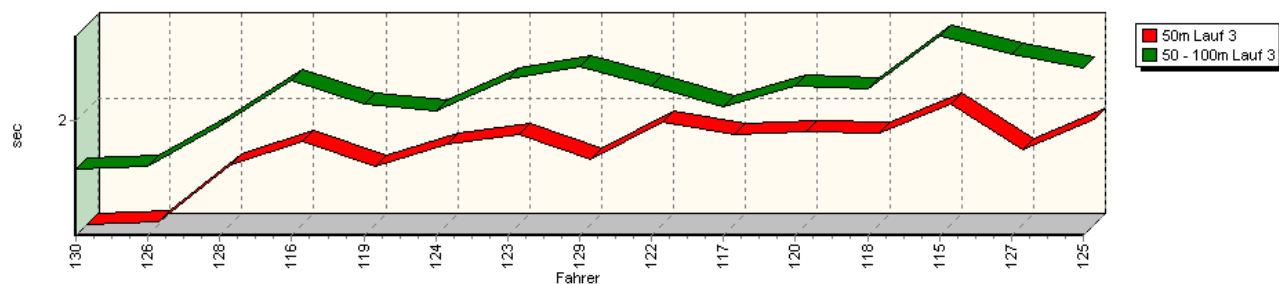


Sektorzeiten & Speeds - Gruppe N/DN (DMSB)/F2005 (DMSB)/N-Diesel (DMSB)

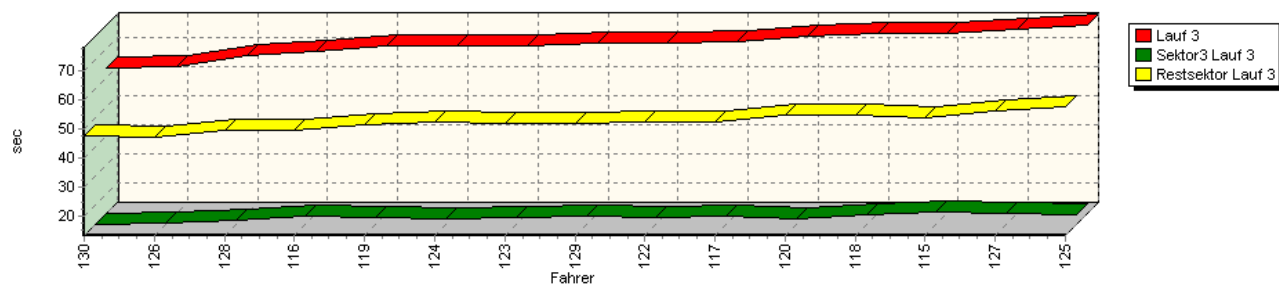
Speed-Diagramm Lauf 3



Sektor-Diagramm (Start) Lauf 3



Sektor-Diagramm (Rest) Lauf 3



Rg.	Nr.	Sektor 1 (15m)	Sektor 2 (15-50m)	Sektor 3	Speed Trap	Sektor 4	Laufzeit	Speed (Lauf)
1	130	BICCIATO Rudi		Mitsubishi Lancer EVO				
		Lauf 1:	00:01.413	00:01.769	*	*	01:07.728	116,94 km/h
		Lauf 2:	00:01.502	00:01.745	00:13.069	00:47.728	01:04.047	123,66 km/h
		Lauf 3:	00:01.395	00:01.748	00:13.067	00:47.358	01:03.570	124,59 km/h

Sektorzeiten & Speeds - Gruppe N/DN (DMSB)/F2005 (DMSB)/N-Diesel (DMSB)

Rg.	Nr.		Sektor 1 (15m)	Sektor 2 (15-50m)	Sektor 3	Speed Trap	Sektor 4	Laufzeit	Speed (Lauf)
2	126	WANEK Roland		Mitsubishi Lancer EVO IX					
		Lauf 1:	00:01.528	00:01.817	*	* km/h	*	01:10.909	111,69 km/h
		Lauf 2:	00:01.423	00:01.774	00:14.165	170,34 km/h	00:48.913	01:06.276	119,50 km/h
		Lauf 3:	00:01.408	00:01.763	00:13.600	170,60 km/h	00:47.212	01:03.985	123,78 km/h
3	128	LEUTHEUSER Christian		BMW M3 GT					
		Lauf 1:	00:01.812	00:02.072	*	* km/h	*	01:12.268	109,59 km/h
		Lauf 2:	00:01.792	00:02.005	00:14.612	143,33 km/h	00:50.107	01:08.517	115,59 km/h
		Lauf 3:	00:01.710	00:01.974	00:14.423	157,40 km/h	00:49.559	01:07.668	117,04 km/h
4	116	SCHMITT Lothar		Honda Civic					
		Lauf 1:	00:01.929	00:02.189	*	* km/h	*	01:17.200	102,59 km/h
		Lauf 2:	00:01.912	00:02.233	00:15.638	137,73 km/h	00:50.402	01:10.188	112,84 km/h
		Lauf 3:	00:01.831	00:02.212	00:15.726	136,66 km/h	00:49.334	01:09.104	114,61 km/h
5	119	STOLL Jochen		Peugeot 306 s16					
		Lauf 1:	00:01.889	00:02.187	*	* km/h	*	01:14.555 +15s	106,23 km/h
		Lauf 2:	00:01.771	00:02.104	00:15.683	142,01 km/h	00:53.565	01:13.125	108,31 km/h
		Lauf 3:	00:01.700	00:02.089	00:15.624	141,33 km/h	00:51.507	01:10.922	111,67 km/h
6	124	GASSLER Bernhard		Honda Civic Type R					
		Lauf 1:	00:02.001	00:02.085	*	* km/h	*	01:17.666	101,98 km/h
		Lauf 2:	00:01.832	00:02.047	00:15.277	143,58 km/h	00:52.802	01:11.961	110,06 km/h
		Lauf 3:	00:01.818	00:02.053	00:14.989	149,66 km/h	00:52.171	01:11.033	111,50 km/h
7	123	WEIMANN Jürgen		Renault Williams Clio					
		Lauf 1:	00:02.008	00:02.210	*	* km/h	*	01:15.332	105,14 km/h
		Lauf 2:	00:01.967	00:02.221	00:14.935	145,81 km/h	00:52.385	01:11.511	110,75 km/h
		Lauf 3:	00:01.872	00:02.221	00:15.234	144,50 km/h	00:51.734	01:11.063	111,45 km/h
8	129	JORAY Sébastien		BMW 325i E30					
		Lauf 1:	00:01.959	00:02.608	*	* km/h	*	01:21.797	96,82 km/h
		Lauf 2:	00:01.778	00:02.289	00:16.144	133,11 km/h	00:54.379	01:14.591	106,18 km/h
		Lauf 3:	00:01.737	00:02.288	00:15.950	134,38 km/h	00:51.974	01:11.950	110,08 km/h
9	122	KREMAIER Rainer		Peugeot 206 RC					
		Lauf 1:	00:02.096	00:02.215	*	* km/h	*	01:16.670	103,30 km/h
		Lauf 2:	00:02.050	00:02.245	00:15.859	141,50 km/h	00:53.034	01:13.191	108,21 km/h
		Lauf 3:	00:01.939	00:02.187	00:15.348	142,81 km/h	00:52.548	01:12.024	109,96 km/h
10	117	LUPINACCI Mario		Peugeot 106 16V					
		Lauf 1:	00:02.039	00:02.155	*	* km/h	*	01:18.990	100,27 km/h
		Lauf 2:	00:01.878	00:02.147	00:16.008	139,08 km/h	00:54.169	01:14.205	106,73 km/h
		Lauf 3:	00:01.873	00:02.075	00:16.018	140,99 km/h	00:52.321	01:12.289	109,56 km/h
11	120	SCHMITZ Herbert		Opel Astra GSi 16V					
		Lauf 1:	00:02.039	00:02.186	*	* km/h	*	01:18.111	101,39 km/h
		Lauf 2:	00:01.988	00:02.265	00:15.106	145,34 km/h	00:55.789	01:15.149	105,39 km/h
		Lauf 3:	00:01.887	00:02.185	00:15.220	147,45 km/h	00:54.895	01:14.189	106,75 km/h
12	118	FECHTER Jürgen		VW Golf Gti					
		Lauf 1:	00:02.020	00:02.210	*	* km/h	*	01:21.341	97,37 km/h
		Lauf 2:	00:01.949	00:02.223	00:16.681	130,52 km/h	00:56.300	01:17.155	102,65 km/h
		Lauf 3:	00:01.882	00:02.174	00:16.585	130,05 km/h	00:54.730	01:15.373	105,08 km/h
13	115	HEMMER Björn		Peugeot 106 Rallye					
		Lauf 1:	00:02.065	00:02.464	*	* km/h	*	01:22.526	95,97 km/h
		Lauf 2:	00:01.961	00:02.447	00:17.603	119,70 km/h	00:55.350	01:17.362	102,38 km/h
		Lauf 3:	00:02.034	00:02.450	00:17.384	119,86 km/h	00:53.585	01:15.455	104,96 km/h

Sektorzeiten & Speeds - Gruppe N/DN (DMSB)/F2005 (DMSB)/N-Diesel (DMSB)

Rg.	Nr.		Sektor 1 (15m)	Sektor 2 (15-50m)	Sektor 3	Speed Trap	Sektor 4	Laufzeit	Speed (Lauf)
14	127	SCHMELZ Joachim		Renault Alpine A310/V6					
		Lauf 1:	00:02.153	00:02.443	*	* km/h	*	01:23.382	94,98 km/h
		Lauf 2:	00:01.908	00:02.425	00:17.223	124,51 km/h	00:57.523	01:19.081	100,15 km/h
		Lauf 3:	00:01.794	00:02.358	00:16.779	130,82 km/h	00:56.038	01:16.971	102,90 km/h
15	125	TÖGEL Roland		BMW E30 M3					
		Lauf 1:	00:01.966	00:02.138	*	* km/h	*	01:23.740	94,58 km/h
		Lauf 2:	00:01.866	00:02.100	00:16.506	135,83 km/h	01:00.224	01:20.698	98,14 km/h
		Lauf 3:	00:01.949	00:02.279	00:16.293	137,01 km/h	00:57.667	01:18.189	101,29 km/h