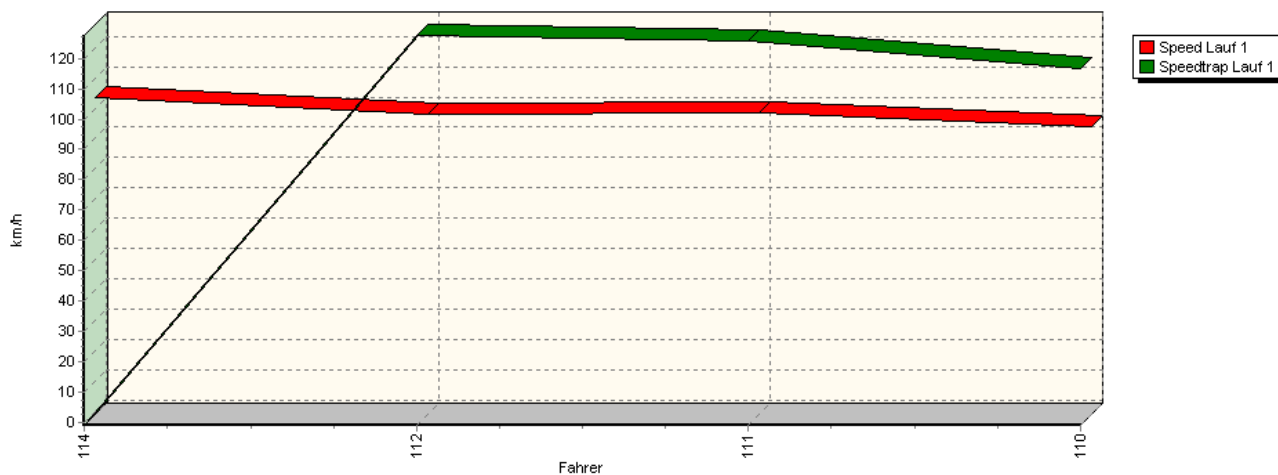
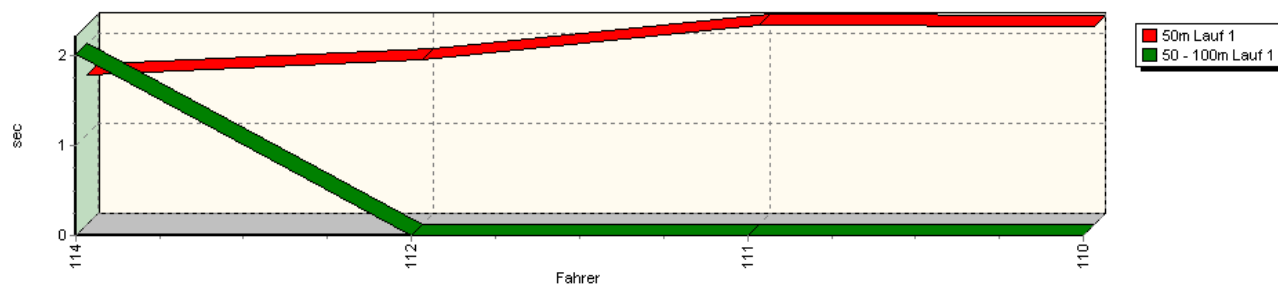


Sektorzeiten & Speeds - Gruppe G (DMSB)

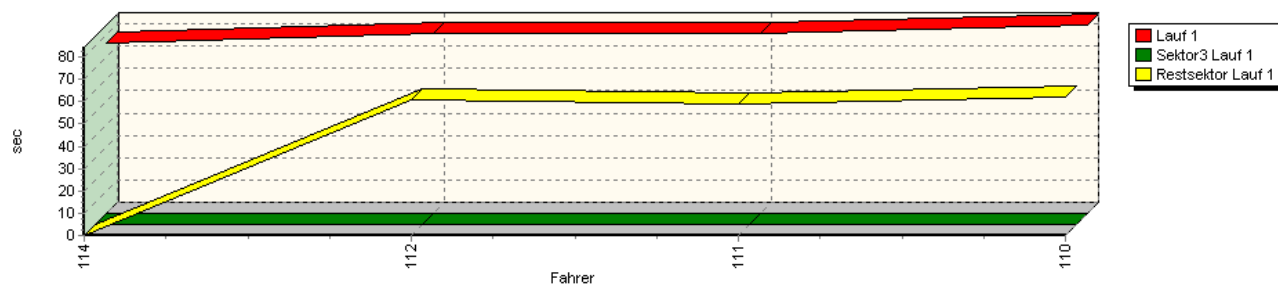
Speed-Diagramm Lauf 1



Sektor-Diagramm (Start) Lauf 1

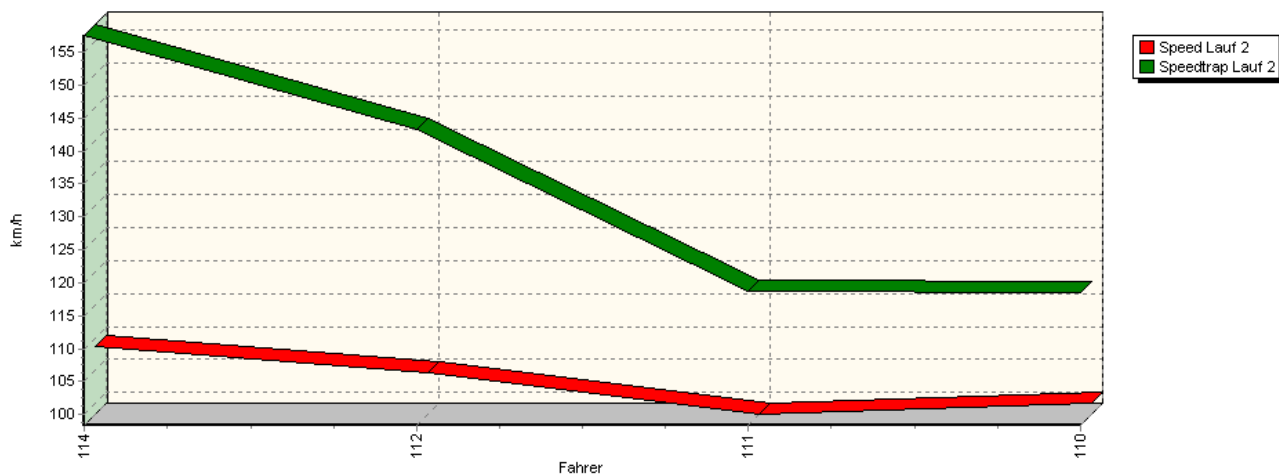


Sektor-Diagramm (Rest) Lauf 1

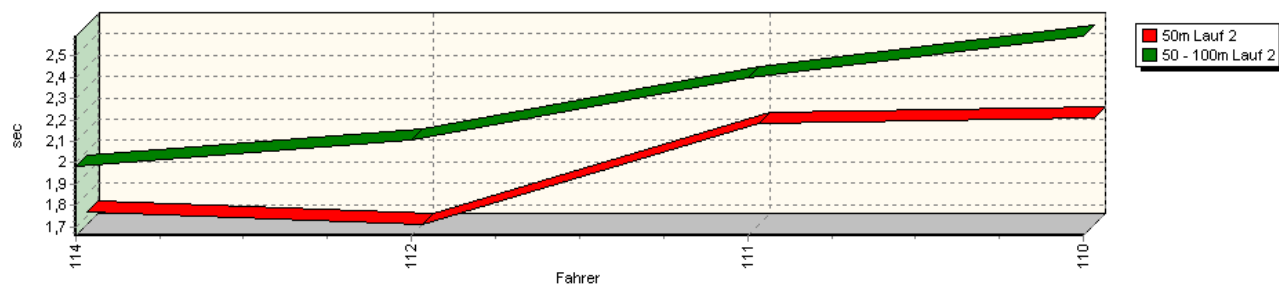


Sektorzeiten & Speeds - Gruppe G (DMSB)

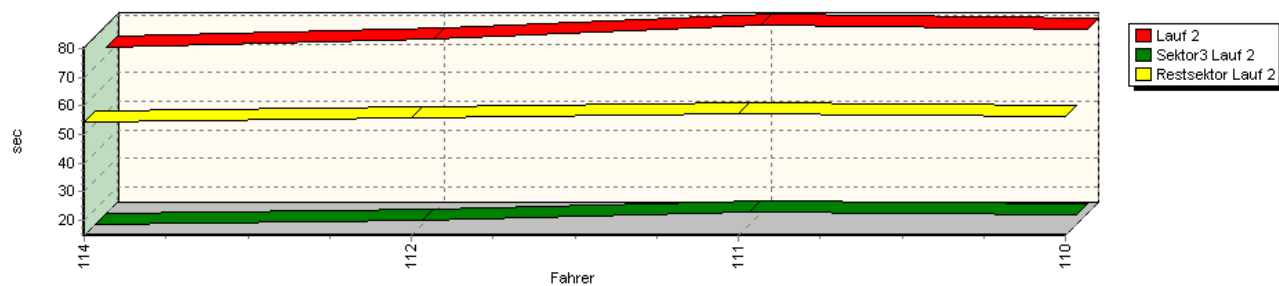
Speed-Diagramm Lauf 2



Sektor-Diagramm (Start) Lauf 2

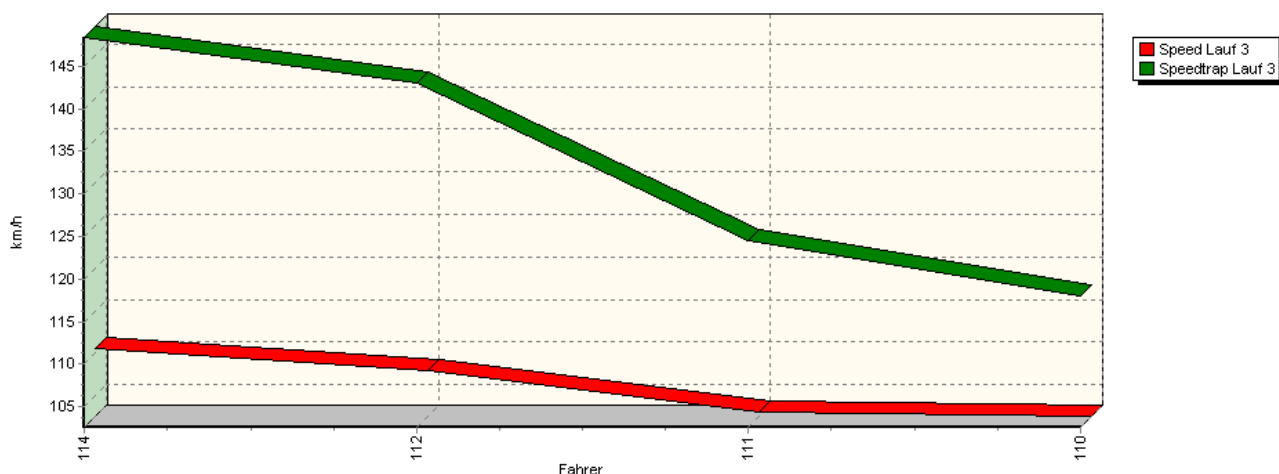


Sektor-Diagramm (Rest) Lauf 2

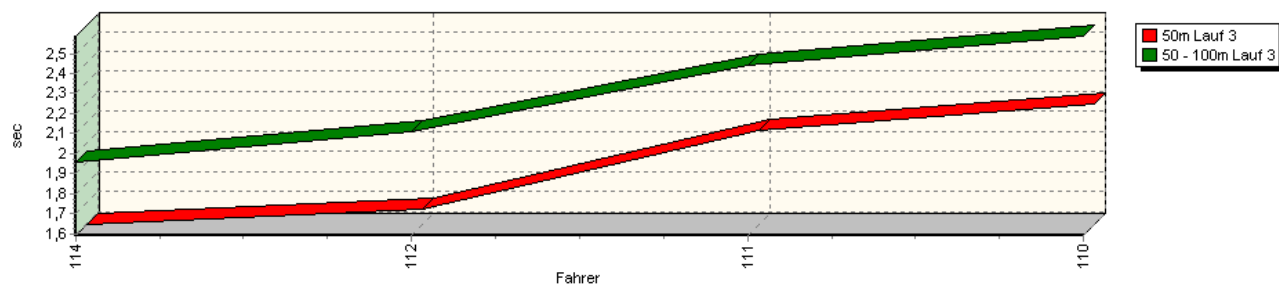


Sektorzeiten & Speeds - Gruppe G (DMSB)

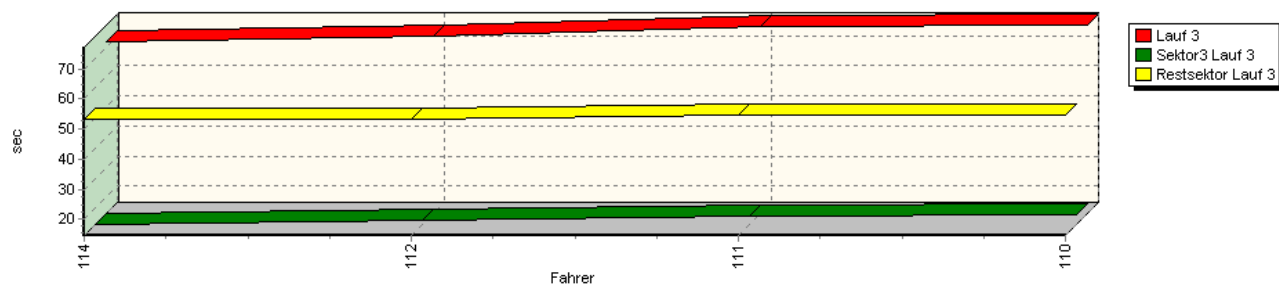
Speed-Diagramm Lauf 3



Sektor-Diagramm (Start) Lauf 3



Sektor-Diagramm (Rest) Lauf 3



Rg.	Nr.	Sektor 1 (15m)	Sektor 2 (15-50m)	Sektor 3	Speed Trap	Sektor 4	Laufzeit	Speed (Lauf)	
1	114	MEIERS Robert		Mitsubishi Lancer EVO 8					
		Lauf 1:	00:01.665	00:02.018	*	*	01:16.440	103,61 km/h	
		Lauf 2:	00:01.717	00:01.985	00:14.577	157,54 km/h	00:54.576	01:12.857	108,71 km/h
		Lauf 3:	00:01.591	00:01.957	00:14.639	148,41 km/h	00:53.494	01:11.682	110,49 km/h

Sektorzeiten & Speeds - Gruppe G (DMSB)

Rg.	Nr.		Sektor 1 (15m)	Sektor 2 (15-50m)	Sektor 3	Speed Trap	Sektor 4	Laufzeit	Speed (Lauf)
2	112	BESTLE Guido			Renault Alpine V6 GT Turbo				
		Lauf 1:	00:01.841	*	*	127,59 km/h	01:00.775	01:20.993	97,79 km/h
		Lauf 2:	00:01.658	00:02.106	00:16.247	143,31 km/h	00:55.671	01:15.685	104,65 km/h
		Lauf 3:	00:01.665	00:02.107	00:16.076	142,98 km/h	00:53.505	01:13.354	107,97 km/h
3	111	UENZEN Hendrik			Opel Kadett E GSI				
		Lauf 1:	00:02.219	*	*	125,79 km/h	00:58.775	01:20.635	98,22 km/h
		Lauf 2:	00:02.130	00:02.402	00:18.736	118,82 km/h	00:57.250	01:20.520	98,36 km/h
		Lauf 3:	00:02.064	00:02.445	00:17.547	124,58 km/h	00:54.740	01:16.798	103,13 km/h
4	110	BODNER Christian			Toyota Corolla				
		Lauf 1:	00:02.205	*	*	116,62 km/h	01:01.839	01:24.411	93,83 km/h
		Lauf 2:	00:02.159	00:02.594	00:17.889	118,44 km/h	00:56.494	01:19.138	100,08 km/h
		Lauf 3:	00:02.196	00:02.587	00:17.742	118,09 km/h	00:54.686	01:17.213	102,57 km/h