



**Messpunkte und Sektoren**

## Rennen - Sektorzeiten & Speeds


### Gruppe A/ISA/R2/R3 1601 bis 2000ccm

|                         | 30m                | 30m-80m   | Sektor 3   | Speed 3         | Sektor 4  | Speed 4         | Sektor 5   | Speed Ziel      | Laufzeit     | Speed (Lauf) |
|-------------------------|--------------------|-----------|------------|-----------------|---|-----------------|------------|-----------------|--------------|--------------|
| 801 <b>ROTH Jessica</b> | <b>Toyota GT86</b> |           | <b>CHE</b> |                 |  |                 |            |                 |              |              |
| Lauf 1:                 | 4.106 (1)          | 3.102 (1) | 22.597 (1) | 133.33 km/h (1) | 36.385 (1)  | 110.43 km/h (1) | 50.837 (1) | 134.02 km/h (1) | 1:57.027 (1) | 92.29 km/h   |
| Lauf 2:                 | 3.599 (1)          | 2.833 (1) | 19.996 (1) | 152.54 km/h (1) | 33.755 (1)  | 113.21 km/h (1) | 46.621 (1) | 135.34 km/h (1) | 1:46.804 (1) | 101.12 km/h  |


### Gruppe N/ISN 1601 bis 2000 ccm

|                         | 30m                       | 30m-80m   | Sektor 3   | Speed 3         | Sektor 4  | Speed 4        | Sektor 5   | Speed Ziel      | Laufzeit     | Speed (Lauf) |
|-------------------------|---------------------------|-----------|------------|-----------------|---|----------------|------------|-----------------|--------------|--------------|
| 802 <b>ZEITZ Ulrich</b> | <b>Peugeot 309 GTI 8s</b> |           | <b>DEU</b> |                 |  |                |            |                 |              |              |
| Lauf 1:                 | 4.436 (1)                 | 3.046 (1) | 24.553 (1) | 120.81 km/h (1) | 39.213 (1)  | 99.45 km/h (1) | 52.363 (1) | 123.02 km/h (1) | 2:03.611 (1) | 87.37 km/h   |
| Lauf 2:                 | 3.188 (1)                 | 2.648 (1) | 21.190 (1) | 142.86 km/h (1) | 34.162 (1)  | 98.90 km/h (1) | 50.645 (1) | 123.23 km/h (1) | 1:51.833 (1) | 96.57 km/h   |

### Gruppe Super S 3001 bis 3500 ccm

|                                | 30m                           | 30m-80m   | Sektor 3   | Speed 3         | Sektor 4   | Speed 4         | Sektor 5   | Speed Ziel      | Laufzeit     | Speed (Lauf) |
|--------------------------------|-------------------------------|-----------|------------|-----------------|--|-----------------|------------|-----------------|--------------|--------------|
| 803 <b>HUNGERBÜHLER Thomas</b> | <b>Opel Astra Coupé Turbo</b> |           | <b>CHE</b> |                 |  |                 |            |                 |              |              |
| Lauf 1:                        | * ( )                         | * ( )     | * ( )      | * ( )           | * ( )  | * ( )           | * ( )      | * ( )           | DNS ( )      | *            |
| Lauf 2:                        | 3.549 (1)                     | 2.713 (1) | 21.252 (1) | 137.40 km/h (1) | 34.487 (1)   | 105.88 km/h (1) | 49.510 (1) | 130.20 km/h (1) | 1:51.511 (1) | 96.85 km/h   |



### Gruppe Super S über 3501 ccm

|                          | 30m              | 30m-80m   | Sektor 3   | Speed 3         | Sektor 4  | Speed 4         | Sektor 5   | Speed Ziel      | Laufzeit     | Speed (Lauf) |
|--------------------------|------------------|-----------|------------|-----------------|---|-----------------|------------|-----------------|--------------|--------------|
| 804 <b>MÜRNER Pierre</b> | <b>BMW M2 CS</b> |           | <b>CHE</b> |                 |  |                 |            |                 |              |              |
| Lauf 1:                  | 4.118 (1)        | 2.789 (1) | 23.022 (1) | 126.76 km/h (1) | 36.820 (1)  | 114.65 km/h (1) | 47.981 (1) | 135.59 km/h (1) | 1:54.730 (1) | 94.13 km/h   |
| Lauf 2:                  | 3.066 (1)        | 2.667 (1) | 17.202 (1) | 163.64 km/h (1) | 30.248 (1)  | 131.39 km/h (1) | 41.370 (1) | 164.57 km/h (1) | 1:34.553 (1) | 114.22 km/h  |



DNS = nicht gestartet | DNF = ausgefallen | DNC = nicht gewertet | DSQ = disqualifiziert

## Rennen - Sektorzeiten & Speeds


### Gruppe Super S/Competition 2501 bis 3000 ccm

|                          | 30m                    | 30m-80m   | Sektor 3   | Speed 3         | Sektor 4  | Speed 4         | Sektor 5   | Speed Ziel      | Laufzeit     | Speed (Lauf) |
|--------------------------|------------------------|-----------|------------|-----------------|---|-----------------|------------|-----------------|--------------|--------------|
| <b>805 KUSTER Patric</b> | <b>Toyota Yaris GR</b> |           | <b>CHE</b> |                 |  |                 |            |                 |              |              |
| Lauf 1:                  | 2.750 (2)              | 2.330 (1) | 19.719 (2) | 150.00 km/h (1) | 35.517 (2)  | 120.81 km/h (1) | 46.815 (2) | 143.14 km/h (1) | 1:47.131 (2) | 100.81 km/h  |
| Lauf 2:                  | 2.547 (2)              | 2.285 (1) | 18.222 (1) | 169.81 km/h (1) | 31.052 (2)  | 125.00 km/h (1) | 43.313 (2) | 146.79 km/h (1) | 1:37.419 (2) | 110.86 km/h  |
| <b>806 GRAF Roland</b>   | <b>Toyota Yaris GR</b> |           | <b>CHE</b> |                 |  |                 |            |                 |              |              |
| Lauf 1:                  | 2.556 (1)              | 2.359 (2) | 19.075 (1) | 148.76 km/h (2) | 32.150 (1)  | 120.00 km/h (2) | 44.593 (1) | 138.80 km/h (2) | 1:40.733 (1) | 107.21 km/h  |
| Lauf 2:                  | 2.407 (1)              | 2.333 (2) | 18.320 (2) | 169.81 km/h (1) | 29.737 (1)  | 121.62 km/h (2) | 42.713 (1) | 141.94 km/h (2) | 1:35.510 (1) | 113.08 km/h  |

### Gruppe Super S/Competition über 3001 ccm


|                            | 30m                          | 30m-80m   | Sektor 3   | Speed 3         | Sektor 4  | Speed 4         | Sektor 5   | Speed Ziel      | Laufzeit     | Speed (Lauf) |
|----------------------------|------------------------------|-----------|------------|-----------------|---|-----------------|------------|-----------------|--------------|--------------|
| <b>808 COMBY Alexandre</b> | <b>Porsche Cayman GT4 RS</b> |           | <b>CHE</b> |                 |  |                 |            |                 |              |              |
| Lauf 1:                    | 3.795 (1)                    | 2.558 (1) | 19.932 (1) | 137.40 km/h (1) | 34.692 (1)  | 138.46 km/h (1) | 45.218 (1) | 164.67 km/h (1) | 1:46.195 (1) | 101.70 km/h  |
| Lauf 2:                    | 2.816 (2)                    | 2.028 (2) | 16.165 (1) | 191.49 km/h (1) | 28.166 (1)  | 144.00 km/h (2) | 39.630 (2) | 172.87 km/h (2) | 1:28.805 (2) | 121.61 km/h  |
| <b>809 SPEEDMASTER</b>     | <b>McLaren 765</b>           |           | <b>CHE</b> |                 |  |                 |            |                 |              |              |
| Lauf 1:                    | 4.092 (2)                    | 2.871 (2) | * ()       | * ()            | * ()  | 129.50 km/h (2) | 46.128 (2) | 158.24 km/h (2) | 1:48.931 (2) | 99.15 km/h   |
| Lauf 2:                    | 2.787 (1)                    | 2.000 (1) | * ()       | * ()            | * ()  | 165.14 km/h (1) | 35.643 (1) | ≥196 km/h (1)   | 1:22.956 (1) | 130.19 km/h  |

### Gruppe K (Historisch) Tourenwagen über 1151 ccm


|                           | 30m                | 30m-80m   | Sektor 3   | Speed 3 | Sektor 4  | Speed 4         | Sektor 5   | Speed Ziel      | Laufzeit     | Speed (Lauf) |
|---------------------------|--------------------|-----------|------------|---------|---|-----------------|------------|-----------------|--------------|--------------|
| <b>812 BERNHARD Diego</b> | <b>Ford Escort</b> |           | <b>CHE</b> |         |  |                 |            |                 |              |              |
| Lauf 1:                   | 3.623 (1)          | 2.631 (1) | * ()       | * ()    | * ()  | 124.14 km/h (1) | 46.386 (1) | 148.38 km/h (2) | 1:47.528 (1) | 100.44 km/h  |
| Lauf 2:                   | 3.220 (2)          | 2.255 (2) | * ()       | * ()    | * ()  | 121.62 km/h (2) | 45.015 (2) | 150.63 km/h (2) | 1:42.740 (2) | 105.12 km/h  |

DNS = nicht gestartet | DNF = ausgefallen | DNC = nicht gewertet | DSQ = disqualifiziert

## Rennen - Sektorzeiten & Speeds

|                          | 30m                      | 30m-80m   | Sektor 3   | Speed 3 | Sektor 4  | Speed 4         | Sektor 5   | Speed Ziel      | Laufzeit     | Speed (Lauf) |
|--------------------------|--------------------------|-----------|------------|---------|---|-----------------|------------|-----------------|--------------|--------------|
| 813 <b>BUSCHOR Armin</b> | <b>BMW 320 Heidegger</b> |           | <b>CHE</b> |         |  |                 |            |                 |              |              |
| Lauf 1:                  | 3.999 (2)                | 2.651 (2) | * ( )      | * ( )   | * ( )   | 122.45 km/h (2) | 46.674 (2) | 158.24 km/h (1) | 1:47.825 (2) | *            |
| Lauf 2:                  | 2.848 (1)                | 2.225 (1) | * ( )      | * ( )   | * ( )   | 131.39 km/h (1) | 41.898 (1) | 161.53 km/h (1) | 1:34.810 (1) | 113.91 km/h  |

### Gruppe K (Historisch) Tourenwagen über 2001 ccm

|                            | 30m                        | 30m-80m   | Sektor 3   | Speed 3 | Sektor 4  | Speed 4         | Sektor 5   | Speed Ziel      | Laufzeit     | Speed (Lauf) |
|----------------------------|----------------------------|-----------|------------|---------|---|-----------------|------------|-----------------|--------------|--------------|
| 814 <b>PFEFFERLÉ Alain</b> | <b>Porsche Carrera RSR</b> |           | <b>CHE</b> |         |  |                 |            |                 |              |              |
| Lauf 1:                    | 3.376 (1)                  | 2.513 (1) | * ( )      | * ( )   | * ( )   | 115.38 km/h (1) | 47.975 (1) | 146.19 km/h (1) | 1:52.586 (1) | 95.93 km/h   |
| Lauf 2:                    | 2.799 (1)                  | 2.342 (1) | * ( )      | * ( )   | * ( )   | 122.45 km/h (1) | 43.036 (1) | 150.94 km/h (1) | 1:38.106 (1) | 110.09 km/h  |

### KW Berg-Cup - Gr. F/A/R/CTC bis 1600 ccm


|                                | 30m                       | 30m-80m   | Sektor 3   | Speed 3 | Sektor 4  | Speed 4         | Sektor 5   | Speed Ziel      | Laufzeit     | Speed (Lauf) |
|--------------------------------|---------------------------|-----------|------------|---------|---|-----------------|------------|-----------------|--------------|--------------|
| 461 <b>MASLONKA Robert</b>     | <b>VW Polo 86c G60</b>    |           | <b>DEU</b> |         |    |                 |            |                 |              |              |
| Lauf 1:                        | 3.692 (2)                 | 2.620 (2) | * ( )      | * ( )   | * ( )   | 120.81 km/h (1) | 46.366 (1) | 141.38 km/h (1) | 1:45.194 (1) | 102.67 km/h  |
| Lauf 2:                        | 3.138 (5)                 | 2.325 (3) | * ( )      | * ( )   | * ( )   | 124.14 km/h (1) | 43.078 (1) | 146.19 km/h (1) | 1:35.587 (1) | 112.99 km/h  |
| 504 <b>HERING Ronny</b>        | <b>VW Scirocco Grp. 2</b> |           | <b>DEU</b> |         |  |                 |            |                 |              |              |
| Lauf 1:                        | 4.048 (4)                 | 2.647 (3) | * ( )      | * ( )   | * ( )   | 111.80 km/h (3) | 47.587 (2) | 134.02 km/h (2) | 1:50.664 (3) | 97.59 km/h   |
| Lauf 2:                        | 3.027 (2)                 | 2.316 (2) | * ( )      | * ( )   | * ( )   | 116.88 km/h (3) | 43.243 (2) | 138.53 km/h (2) | 1:37.547 (2) | 110.72 km/h  |
| 565 <b>KNOBLICH Helmut</b>     | <b>Citroën C2</b>         |           | <b>DEU</b> |         |  |                 |            |                 |              |              |
| Lauf 1:                        | 3.854 (3)                 | 2.907 (5) | * ( )      | * ( )   | * ( )   | 111.80 km/h (3) | 48.217 (4) | 132.47 km/h (3) | 1:50.616 (2) | 97.64 km/h   |
| Lauf 2:                        | 3.149 (6)                 | 2.540 (5) | * ( )      | * ( )   | * ( )   | 116.88 km/h (3) | 44.630 (5) | 136.95 km/h (3) | 1:40.055 (3) | 107.94 km/h  |
| 566 <b>ALTMANN Dieter jun.</b> | <b>Citroën C2 VTS</b>     |           | <b>DEU</b> |         |  |                 |            |                 |              |              |
| Lauf 1:                        | 3.646 (1)                 | 2.479 (1) | * ( )      | * ( )   | * ( )   | 113.92 km/h (2) | 49.323 (5) | 131.63 km/h (5) | 1:53.179 (4) | 95.42 km/h   |
| Lauf 2:                        | 3.027 (2)                 | 2.314 (1) | * ( )      | * ( )   | * ( )   | 118.42 km/h (2) | 44.302 (3) | * ( )           | 1:40.499 (5) | 107.46 km/h  |

DNS = nicht gestartet | DNF = ausgefallen | DNC = nicht gewertet | DSQ = disqualifiziert

## Rennen - Sektorzeiten & Speeds

|                         | 30m                 | 30m-80m   | Sektor 3 | Speed 3    | Sektor 4  | Speed 4         | Sektor 5   | Speed Ziel      | Laufzeit     | Speed (Lauf) |
|-------------------------|---------------------|-----------|----------|------------|---|-----------------|------------|-----------------|--------------|--------------|
| <b>567 HORN Robin</b>   | <b>Citroën C2</b>   |           |          | <b>DEU</b> |  |                 |            |                 |              |              |
| Lauf 1:                 | 4.651 (6)           | 2.823 (4) | * ()     | * ()       | * ()  | 111.11 km/h (5) | 48.113 (3) | 132.17 km/h (4) | 1:53.612 (5) | 95.06 km/h   |
| Lauf 2:                 | 3.007 (1)           | 2.404 (4) | * ()     | * ()       | * ()  | 116.13 km/h (5) | 44.449 (4) | 136.95 km/h (3) | 1:40.108 (4) | 107.88 km/h  |
| <b>569 FINK Florian</b> | <b>Citroën DS 3</b> |           |          | <b>DEU</b> |  |                 |            |                 |              |              |
| Lauf 1:                 | 4.064 (5)           | 2.942 (6) | * ()     | * ()       | * ()  | 99.45 km/h (6)  | 52.923 (6) | 119.01 km/h (6) | 2:01.265 (6) | 89.06 km/h   |
| Lauf 2:                 | 3.103 (4)           | 2.677 (6) | * ()     | * ()       | * ()  | 102.86 km/h (6) | 48.256 (6) | 122.76 km/h (5) | 1:47.966 (6) | 100.03 km/h  |

### KW Berg-Cup - NSU Bergpokal

|                         | 30m           | 30m-80m   | Sektor 3 | Speed 3    | Sektor 4  | Speed 4         | Sektor 5   | Speed Ziel      | Laufzeit     | Speed (Lauf) |
|-------------------------|---------------|-----------|----------|------------|---|-----------------|------------|-----------------|--------------|--------------|
| <b>606 GAST Leopold</b> | <b>NSU TT</b> |           |          | <b>DEU</b> |  |                 |            |                 |              |              |
| Lauf 1:                 | 4.206 (1)     | 3.247 (1) | * ()     | * ()       | * ()  | 109.76 km/h (1) | 48.813 (1) | 130.20 km/h (1) | 1:54.377 (1) | 94.42 km/h   |
| Lauf 2:                 | 3.186 (1)     | 2.438 (1) | * ()     | * ()       | * ()  | 115.38 km/h (1) | 43.563 (1) | 135.59 km/h (1) | 1:37.814 (1) | 110.41 km/h  |

### KW Berg-Cup - Gr. H/FS/E1 bis 1400 ccm

|                            | 30m                             | 30m-80m   | Sektor 3   | Speed 3         | Sektor 4  | Speed 4         | Sektor 5   | Speed Ziel      | Laufzeit     | Speed (Lauf) |
|----------------------------|---------------------------------|-----------|------------|-----------------|---|-----------------|------------|-----------------|--------------|--------------|
| <b>398 BUCHER Ronnie</b>   | <b>VW Schneider Corrado</b>     |           |            | <b>DEU</b>      |  |                 |            |                 |              |              |
| Lauf 1:                    | 3.412 (2)                       | 2.519 (2) | * ()       | * ()            | * ()  | 123.29 km/h (2) | 45.483 (2) | 154.34 km/h (2) | 1:44.391 (2) | 103.46 km/h  |
| Lauf 2:                    | 2.999 (4)                       | 2.197 (1) | * ()       | * ()            | * ()  | 135.34 km/h (2) | 40.815 (2) | 161.16 km/h (1) | 1:33.343 (2) | 115.70 km/h  |
| <b>399 MAYER Tobias</b>    | <b>VW Minichberger Scirocco</b> |           |            | <b>DEU</b>      |  |                 |            |                 |              |              |
| Lauf 1:                    | 3.364 (1)                       | 2.399 (1) | * ()       | * ()            | * ()  | 130.43 km/h (1) | 43.331 (1) | 156.35 km/h (1) | 1:40.763 (1) | 107.18 km/h  |
| Lauf 2:                    | 3.065 (6)                       | 2.202 (2) | * ()       | * ()            | * ()  | 136.36 km/h (1) | 39.865 (1) | 160.36 km/h (2) | 1:30.787 (1) | 118.96 km/h  |
| <b>453 HÜLSMANN Markus</b> | <b>VW Golf 1</b>                |           |            | <b>DEU</b>      |  |                 |            |                 |              |              |
| Lauf 1:                    | 4.202 (6)                       | 2.637 (3) | * ()       | * ()            | * ()  | 119.21 km/h (4) | 48.497 (4) | 145.82 km/h (3) | 1:54.086 (4) | 94.67 km/h   |
| Lauf 2:                    | 2.852 (1)                       | 2.249 (4) | 19.087 (3) | 153.85 km/h (3) | 32.185 (5)  | 129.50 km/h (4) | 44.145 (6) | 149.61 km/h (4) | 1:40.518 (6) | 107.44 km/h  |



DNS = nicht gestartet | DNF = ausgefallen | DNC = nicht gewertet | DSQ = disqualifiziert



## Rennen - Sektorzeiten & Speeds

|                           | 30m                                  | 30m-80m   | Sektor 3   | Speed 3         | Sektor 4  | Speed 4         | Sektor 5   | Speed Ziel      | Laufzeit     | Speed (Lauf) |
|---------------------------|--------------------------------------|-----------|------------|-----------------|---|-----------------|------------|-----------------|--------------|--------------|
| <b>458 GRIMM Thomas</b>   | <b>VW Schneider Polo 1 16V</b>       |           | <b>DEU</b> |                 |  |                 |            |                 |              |              |
| Lauf 1:                   | 4.356 (8)                            | 2.859 (6) | 22.759 (4) | 126.76 km/h (3) | 38.722 (4)  | 120.00 km/h (3) | 52.099 (7) | 108.52 km/h (8) | 2:00.795 (7) | 89.41 km/h   |
| Lauf 2:                   | 3.024 (5)                            | 2.298 (5) | 18.911 (2) | 160.71 km/h (1) | 31.475 (4)  | 126.76 km/h (5) | 43.595 (4) | 147.39 km/h (5) | 1:39.303 (5) | 108.76 km/h  |
| <b>509 VOIGT Walter</b>   | <b>VW Polo Weißdorn 16V Hayabusa</b> |           | <b>DEU</b> |                 |  |                 |            |                 |              |              |
| Lauf 1:                   | 4.013 (4)                            | 2.996 (7) | 22.892 (5) | 106.51 km/h (5) | 37.172 (3)  | 117.65 km/h (6) | 49.976 (6) | 133.70 km/h (5) | 1:57.049 (6) | 92.27 km/h   |
| Lauf 2:                   | 2.942 (2)                            | 2.205 (3) | 17.950 (1) | 140.62 km/h (5) | 30.204 (3)  | 133.33 km/h (3) | 44.095 (5) | 155.09 km/h (3) | 1:37.396 (4) | 110.89 km/h  |
| <b>535 ABB Nils</b>       | <b>VW Schneider Polo II 8V</b>       |           | <b>DEU</b> |                 |  |                 |            |                 |              |              |
| Lauf 1:                   | 3.914 (3)                            | 2.659 (4) | 19.851 (1) | 142.86 km/h (1) | 33.504 (1)  | 118.42 km/h (5) | 46.067 (3) | 139.40 km/h (4) | 1:45.995 (3) | 101.89 km/h  |
| Lauf 2:                   | 2.982 (3)                            | 2.347 (6) | * ()       | * ()            | * ()  | 123.29 km/h (6) | 41.649 (3) | 144.36 km/h (6) | 1:34.194 (3) | 114.66 km/h  |
| <b>538 WINKLER Stefan</b> | <b>Fiat 127</b>                      |           | <b>DEU</b> |                 |  |                 |            |                 |              |              |
| Lauf 1:                   | 4.110 (5)                            | 2.719 (5) | 22.486 (3) | 120.81 km/h (4) | 39.865 (5)  | 109.76 km/h (7) | 53.622 (8) | 132.41 km/h (6) | 2:02.802 (8) | 87.95 km/h   |
| Lauf 2:                   | 3.122 (7)                            | 2.366 (7) | 43.668 (5) | 157.89 km/h (2) | 8.420 (2)   | 113.92 km/h (7) | 46.316 (7) | 136.88 km/h (7) | 1:43.892 (8) | 103.95 km/h  |
| <b>545 MARKERT Jasmin</b> | <b>VW Schneider Polo 8V</b>          |           | <b>DEU</b> |                 |  |                 |            |                 |              |              |
| Lauf 1:                   | 4.304 (7)                            | 3.096 (8) | 22.339 (2) | 132.35 km/h (2) | 35.769 (2)  | 107.14 km/h (8) | 49.442 (5) | 130.20 km/h (7) | 1:54.950 (5) | 93.95 km/h   |
| Lauf 2:                   | 3.153 (8)                            | 2.603 (8) | 42.991 (4) | 152.54 km/h (4) | 8.282 (1)   | 111.11 km/h (8) | 46.829 (8) | 134.27 km/h (8) | 1:43.858 (7) | 103.99 km/h  |

### KW Berg-Cup - Gr. H/FS/E1 bis 1600 ccm

|                            | 30m                         | 30m-80m   | Sektor 3   | Speed 3 | Sektor 4  | Speed 4         | Sektor 5   | Speed Ziel      | Laufzeit     | Speed (Lauf) |
|----------------------------|-----------------------------|-----------|------------|---------|---|-----------------|------------|-----------------|--------------|--------------|
| <b>350 HEINDRICHS Andy</b> | <b>Opel Wiebe Corsa 16V</b> |           | <b>DEU</b> |         |  |                 |            |                 |              |              |
| Lauf 1:                    | 4.360 (5)                   | 2.544 (2) | * ()       | * ()    | * ()  | 133.33 km/h (1) | 42.013 (1) | 157.46 km/h (1) | 1:37.351 (1) | 110.94 km/h  |
| Lauf 2:                    | 3.137 (4)                   | 2.191 (2) | * ()       | * ()    | * ()  | 138.46 km/h (1) | 38.689 (1) | 161.98 km/h (1) | 1:27.412 (1) | 123.55 km/h  |
| <b>354 AUCHTTER Tobias</b> | <b>Opel Corsa A GSI 17v</b> |           | <b>DEU</b> |         |  |                 |            |                 |              |              |
| Lauf 1:                    | 3.906 (3)                   | 2.672 (5) | * ()       | * ()    | * ()  | 127.66 km/h (2) | 46.352 (3) | 148.99 km/h (3) | 1:49.643 (4) | 98.50 km/h   |
| Lauf 2:                    | 2.929 (1)                   | 2.133 (1) | * ()       | * ()    | * ()  | 137.40 km/h (2) | 39.903 (3) | 157.46 km/h (2) | 1:29.572 (3) | 120.57 km/h  |

DNS = nicht gestartet | DNF = ausgefallen | DNC = nicht gewertet | DSQ = disqualifiziert

## Rennen - Sektorzeiten & Speeds






|                        | 30m                      | 30m-80m   | Sektor 3   | Speed 3 | Sektor 4  | Speed 4         | Sektor 5   | Speed Ziel      | Laufzeit     | Speed (Lauf) |
|------------------------|--------------------------|-----------|------------|---------|---|-----------------|------------|-----------------|--------------|--------------|
| <b>456 BILEN Sarp</b>  | <b>VW Spieß Golf 16V</b> |           | <b>DEU</b> |         |  |                 |            |                 |              |              |
| Lauf 1:                | 4.029 (4)                | 2.544 (2) | * ( )      | * ( )   | * ( )   | 126.76 km/h (3) | 43.508 (2) | 152.62 km/h (2) | 1:41.262 (2) | 106.65 km/h  |
| Lauf 2:                | 3.093 (3)                | 2.196 (3) | * ( )      | * ( )   | * ( )   | 134.33 km/h (3) | 39.592 (2) | 152.30 km/h (3) | 1:28.287 (2) | 122.33 km/h  |
| <b>562 FINK Folker</b> | <b>Citroën C2 VTS</b>    |           | <b>DEU</b> |         |  |                 |            |                 |              |              |
| Lauf 1:                | 3.590 (2)                | 2.608 (4) | * ( )      | * ( )   | * ( )   | 114.65 km/h (5) | 48.435 (5) | 134.27 km/h (5) | 1:50.462 (5) | 97.77 km/h   |
| Lauf 2:                | 3.142 (5)                | 2.451 (5) | * ( )      | * ( )   | * ( )   | 119.21 km/h (5) | 43.583 (5) | 141.66 km/h (5) | 1:37.601 (4) | 110.65 km/h  |
| <b>564 FINK Markus</b> | <b>Citroën C2</b>        |           | <b>DEU</b> |         |  |                 |            |                 |              |              |
| Lauf 1:                | 3.355 (1)                | 2.482 (1) | * ( )      | * ( )   | * ( )   | 116.13 km/h (4) | 47.239 (4) | 139.67 km/h (4) | 1:48.409 (3) | 99.62 km/h   |
| Lauf 2:                | 3.091 (2)                | 2.337 (4) | * ( )      | * ( )   | * ( )   | 121.62 km/h (4) | 43.507 (4) | 144.00 km/h (4) | 1:37.888 (5) | 110.33 km/h  |

### KW Berg-Cup - Gr. H/FS/E1 bis 2000 ccm

|                             | 30m                                   | 30m-80m    | Sektor 3    | Speed 3          | Sektor 4  | Speed 4          | Sektor 5    | Speed Ziel       | Laufzeit      | Speed (Lauf) |
|-----------------------------|---------------------------------------|------------|-------------|------------------|---|------------------|-------------|------------------|---------------|--------------|
| <b>302 SCHÖNBORN Claire</b> | <b>VW Golf 1 STW</b>                  |            | <b>DEU</b>  |                  |    |                  |             |                  |               |              |
| Lauf 1:                     | 4.048 (11)                            | 2.490 (4)  | 17.597 (1)  | 174.76 km/h (1)  | 29.957 (1)  | 135.34 km/h (1)  | 41.628 (1)  | 162.34 km/h (2)  | 1:35.720 (1)  | 112.83 km/h  |
| Lauf 2:                     | 3.006 (7)                             | 2.153 (6)  | * ( )       | * ( )            | * ( )   | 141.73 km/h (2)  | 38.441 (1)  | 168.72 km/h (2)  | 1:26.402 (1)  | 125.00 km/h  |
| <b>303 RUWE Mario</b>       | <b>VW Minichberger Golf 2 GTI 16V</b> |            | <b>DEU</b>  |                  |    |                  |             |                  |               |              |
| Lauf 1:                     | 3.847 (8)                             | 2.492 (5)  | 23.419 (12) | 115.38 km/h (12) | 37.409 (11)   | 113.21 km/h (11) | 49.383 (10) | 124.08 km/h (13) | 1:56.550 (11) | 92.66 km/h   |
| Lauf 2:                     | 2.852 (2)                             | 2.134 (2)  | * ( )       | * ( )            | * ( )   | 134.33 km/h (4)  | 41.558 (8)  | 162.25 km/h (5)  | 1:36.314 (9)  | 112.13 km/h  |
| <b>333 HATEZIC Johann</b>   | <b>Opel Ascona B Frank 8V</b>         |            | <b>DEU</b>  |                  |  |                  |             |                  |               |              |
| Lauf 1:                     | 4.113 (13)                            | 2.708 (12) | 21.880 (9)  | 126.76 km/h (9)  | 35.256 (8)  | 113.21 km/h (11) | 47.655 (8)  | 133.46 km/h (11) | 1:51.612 (8)  | 96.76 km/h   |
| Lauf 2:                     | 2.786 (1)                             | 2.198 (9)  | * ( )       | * ( )            | * ( )   | 126.76 km/h (9)  | 42.224 (9)  | 150.94 km/h (9)  | 1:34.903 (8)  | 113.80 km/h  |
| <b>352 PAULICK Ralph</b>    | <b>VW Golf 1</b>                      |            | <b>DEU</b>  |                  |  |                  |             |                  |               |              |
| Lauf 1:                     | 3.744 (4)                             | 2.634 (10) | 19.205 (5)  | 146.34 km/h (5)  | 33.520 (5)  | 134.33 km/h (2)  | 43.227 (5)  | 164.29 km/h (1)  | 1:42.330 (5)  | 105.54 km/h  |
| Lauf 2:                     | 3.041 (9)                             | 2.144 (5)  | * ( )       | * ( )            | * ( )   | 142.86 km/h (1)  | 38.500 (2)  | 169.51 km/h (1)  | 1:27.441 (2)  | 123.51 km/h  |

DNS = nicht gestartet | DNF = ausgefallen | DNC = nicht gewertet | DSQ = disqualifiziert








## Rennen - Sektorzeiten & Speeds

|                            | 30m                                   | 30m-80m    | Sektor 3    | Speed 3          | Sektor 4  | Speed 4          | Sektor 5    | Speed Ziel       | Laufzeit      | Speed (Lauf) |
|----------------------------|---------------------------------------|------------|-------------|------------------|---|------------------|-------------|------------------|---------------|--------------|
| <b>402 CLAUS Thomas</b>    | <b>Opel Kadett C</b>                  |            | <b>DEU</b>  |                  |    |                  |             |                  |               |              |
| Lauf 1:                    | 3.592 (2)                             | 2.555 (6)  | 22.478 (11) | 105.88 km/h (13) | 39.117 (12)   | 119.21 km/h (8)  | 50.813 (12) | 115.06 km/h (14) | 1:58.555 (12) | 91.10 km/h   |
| Lauf 2:                    | 3.068 (10)                            | 2.134 (2)  | * ()        | * ()             | * ()  | 136.36 km/h (3)  | 40.192 (4)  | 162.71 km/h (4)  | 1:32.108 (5)  | 117.25 km/h  |
| <b>451 HELLBERG Marcel</b> | <b>VW Brügge Golf 8V</b>              |            | <b>DEU</b>  |                  |    |                  |             |                  |               |              |
| Lauf 1:                    | 3.479 (1)                             | 2.419 (2)  | 18.361 (4)  | 160.71 km/h (4)  | 31.320 (4)  | 131.39 km/h (3)  | 42.995 (4)  | 155.01 km/h (4)  | 1:38.574 (4)  | 109.56 km/h  |
| Lauf 2:                    | 2.965 (6)                             | 2.161 (7)  | * ()        | * ()             | * ()  | 132.35 km/h (5)  | 39.869 (3)  | 156.01 km/h (6)  | 1:29.138 (3)  | 121.16 km/h  |
| <b>455 HUMMEL Joachim</b>  | <b>VW Röttele Scirocco 16V</b>        |            | <b>DEU</b>  |                  |    |                  |             |                  |               |              |
| Lauf 1:                    | 3.776 (5)                             | 2.443 (3)  | 18.087 (3)  | 166.67 km/h (2)  | 30.567 (2)  | 125.00 km/h (5)  | 42.950 (3)  | 151.66 km/h (6)  | 1:37.823 (2)  | 110.40 km/h  |
| Lauf 2:                    | 3.039 (8)                             | 2.196 (8)  | * ()        | * ()             | * ()  | 130.43 km/h (7)  | 40.283 (5)  | 154.34 km/h (8)  | 1:30.581 (4)  | 119.23 km/h  |
| <b>463 FABER Josef</b>     | <b>Opel Kadett C Coupe</b>            |            | <b>DEU</b>  |                  |    |                  |             |                  |               |              |
| Lauf 1:                    | 4.384 (14)                            | 2.765 (13) | 21.620 (8)  | 131.39 km/h (7)  | 35.208 (7)  | 117.65 km/h (9)  | 47.222 (7)  | 141.11 km/h (7)  | 1:51.199 (7)  | 97.12 km/h   |
| Lauf 2:                    | 3.291 (13)                            | 2.529 (14) | * ()        | * ()             | * ()  | 120.81 km/h (12) | 43.404 (10) | 143.78 km/h (12) | 1:37.620 (11) | 110.63 km/h  |
| <b>464 KLAGES Jürgen</b>   | <b>Opel Astra GSI 16V</b>             |            | <b>DEU</b>  |                  |    |                  |             |                  |               |              |
| Lauf 1:                    | 4.989 (15)                            | 3.049 (15) | 24.257 (13) | 116.13 km/h (11) | 39.376 (13)   | 111.80 km/h (14) | 51.573 (13) | 135.59 km/h (9)  | 2:03.244 (14) | 87.63 km/h   |
| Lauf 2:                    | 3.068 (10)                            | 2.317 (12) | * ()        | * ()             | * ()  | 119.21 km/h (13) | 46.457 (13) | 147.39 km/h (10) | 1:45.198 (13) | 102.66 km/h  |
| <b>468 RUWE Marvin</b>     | <b>VW Minichberger Golf 1 GTI 16v</b> |            | <b>DEU</b>  |                  |    |                  |             |                  |               |              |
| Lauf 1:                    | 3.779 (6)                             | 2.638 (11) | 20.542 (6)  | 140.62 km/h (6)  | 34.608 (6)  | 122.45 km/h (6)  | 45.361 (6)  | 161.16 km/h (3)  | 1:46.928 (6)  | 101.00 km/h  |
| Lauf 2:                    | 2.938 (4)                             | 2.136 (4)  | * ()        | * ()             | * ()  | 131.39 km/h (6)  | 40.740 (6)  | 164.20 km/h (3)  | 1:33.005 (6)  | 116.12 km/h  |
| <b>469 ALT Holger</b>      | <b>Ford Escort RS2000</b>             |            | <b>DEU</b>  |                  |  |                  |             |                  |               |              |
| Lauf 1:                    | 4.096 (12)                            | 2.777 (14) | 21.943 (10) | 123.29 km/h (10) | 36.465 (10)   | 113.21 km/h (11) | 49.864 (11) | 134.27 km/h (10) | 1:55.145 (10) | 93.79 km/h   |
| Lauf 2:                    | 3.422 (14)                            | 2.498 (13) | * ()        | * ()             | * ()  | 123.29 km/h (10) | 45.358 (12) | 141.94 km/h (13) | 1:42.765 (12) | 105.09 km/h  |
| <b>500 SCHÖBEL Marco</b>   | <b>Opel Gerent Kadett C Coupe</b>     |            | <b>AUT</b>  |                  |  |                  |             |                  |               |              |
| Lauf 1:                    | 3.823 (7)                             | 2.373 (1)  | 18.053 (2)  | 162.16 km/h (3)  | 31.232 (3)  | 131.39 km/h (3)  | 42.726 (2)  | 154.34 km/h (5)  | 1:38.207 (3)  | 109.97 km/h  |
| Lauf 2:                    | 2.954 (5)                             | 2.129 (1)  | * ()        | * ()             | * ()  | * ()             | * ()        | * ()             | DNF ()        | *            |
| <b>543 HESS Mario</b>      | <b>Opel Astra GSI Schneider 16V</b>   |            | <b>DEU</b>  |                  |  |                  |             |                  |               |              |
| Lauf 1:                    | 3.884 (9)                             | 2.616 (8)  | 21.377 (7)  | 128.57 km/h (8)  | 35.545 (9)  | 114.65 km/h (10) | 48.317 (9)  | 136.36 km/h (8)  | 1:51.739 (9)  | 96.65 km/h   |
| Lauf 2:                    | 2.907 (3)                             | 2.271 (11) | * ()        | * ()             | * ()  | 122.45 km/h (11) | 43.504 (11) | 145.82 km/h (11) | 1:37.376 (10) | 110.91 km/h  |

DNS = nicht gestartet | DNF = ausgefallen | DNC = nicht gewertet | DSQ = disqualifiziert





## Rennen - Sektorzeiten & Speeds

|   | 30m                                | 30m-80m    | Sektor 3   | Speed 3         | Sektor 4  | Speed 4          | Sektor 5    | Speed Ziel       | Laufzeit      | Speed (Lauf) |
|---|------------------------------------|------------|------------|-----------------|---|------------------|-------------|------------------|---------------|--------------|
| <b>544 MINICHBERGER Moritz</b>                | <b>Honda Civic EP3 Type R</b>      |            | <b>DEU</b> |                 |    |                  |             |                  |               |              |
| Lauf 1:                                       | 3.635 (3)                          | 2.598 (7)  | * ( )      | * ( )           | * ( )   | 121.62 km/h (7)  | * ( )       | * ( )            | DNF ( )       | * ( )        |
| Lauf 2:                                       | * ( )                              | * ( )      | * ( )      | * ( )           | * ( )   | * ( )            | * ( )       | * ( )            | DNS ( )       | * ( )        |
| <b>732 ORTH Ralf</b>                          | <b>BMW 320</b>                     |            | <b>DEU</b> |                 |    |                  |             |                  |               |              |
| Lauf 1:                                       | 3.974 (10)                         | 2.625 (9)  | * ( )      | * ( )           | * ( )   | 109.76 km/h (15) | 51.584 (14) | 129.50 km/h (12) | 2:00.136 (13) | 89.90 km/h   |
| Lauf 2:                                       | 3.090 (12)                         | 2.225 (10) | * ( )      | * ( )           | * ( )   | 128.57 km/h (8)  | 41.266 (7)  | 154.67 km/h (7)  | 1:33.139 (7)  | 115.96 km/h  |
| <b>KW Berg-Cup - Gr. H/FS/E1 bis 3000 ccm</b> |                                    |            |            |                 |   |                  |             |                  |               |              |
|   | 30m                                | 30m-80m    | Sektor 3   | Speed 3         | Sektor 4  | Speed 4          | Sektor 5    | Speed Ziel       | Laufzeit      | Speed (Lauf) |
| <b>201 WEBER Michael</b>                      | <b>Audi 80 Quattro Turbo</b>       |            | <b>DEU</b> |                 |    |                  |             |                  |               |              |
| Lauf 1:                                       | 2.953 (1)                          | 2.202 (1)  | 17.586 (1) | 156.52 km/h (3) | 30.902 (1)  | 145.16 km/h (1)  | 41.099 (1)  | 177.34 km/h (1)  | 1:34.742 (1)  | 113.99 km/h  |
| Lauf 2:                                       | 2.462 (1)                          | 1.936 (1)  | * ( )      | * ( )           | * ( )   | 148.76 km/h (1)  | 38.123 (1)  | 180.00 km/h (1)  | 1:26.072 (2)  | 125.48 km/h  |
| <b>250 GAPP Marcel</b>                        | <b>BMW E36 M3 3.0</b>              |            | <b>DEU</b> |                 |    |                  |             |                  |               |              |
| Lauf 1:                                       | 4.034 (5)                          | 2.368 (2)  | 17.759 (2) | 180.00 km/h (1) | 32.001 (2)  | 135.34 km/h (2)  | 41.669 (2)  | 164.67 km/h (2)  | 1:37.831 (2)  | 110.39 km/h  |
| Lauf 2:                                       | 2.787 (2)                          | 2.022 (2)  | * ( )      | * ( )           | * ( )   | 140.62 km/h (2)  | 38.185 (2)  | 167.83 km/h (2)  | 1:25.087 (1)  | 126.93 km/h  |
| <b>255 BUTZ Nils</b>                          | <b>BMW E36 M3</b>                  |            | <b>DEU</b> |                 |   |                  |             |                  |               |              |
| Lauf 1:                                       | 4.062 (6)                          | 2.615 (4)  | 19.504 (4) | 160.71 km/h (2) | 33.680 (4)  | 123.29 km/h (4)  | 45.516 (4)  | 150.94 km/h (4)  | 1:45.377 (4)  | 102.49 km/h  |
| Lauf 2:                                       | 3.186 (7)                          | 2.267 (6)  | * ( )      | * ( )           | * ( )   | 121.62 km/h (7)  | 42.439 (5)  | 155.01 km/h (5)  | 1:34.924 (5)  | 113.78 km/h  |
| <b>357 CHRISTALL Roland</b>                   | <b>Opel Kadett C Limo Frank 8V</b> |            | <b>DEU</b> |                 |  |                  |             |                  |               |              |
| Lauf 1:                                       | * ( )                              | * ( )      | * ( )      | * ( )           | * ( )   | * ( )            | * ( )       | * ( )            | DNS ( )       | * ( )        |
| Lauf 2:                                       | 2.859 (4)                          | 2.200 (4)  | * ( )      | * ( )           | * ( )   | 132.35 km/h (4)  | 40.014 (3)  | 158.59 km/h (3)  | 1:30.018 (3)  | 119.98 km/h  |
| <b>466 WALSER Werner</b>                      | <b>Opel Kadett C Limo</b>          |            | <b>AUT</b> |                 |  |                  |             |                  |               |              |
| Lauf 1:                                       | 4.020 (4)                          | 2.891 (6)  | 25.246 (6) | 103.45 km/h (6) | 41.548 (6)  | 104.65 km/h (6)  | 54.714 (6)  | 127.49 km/h (6)  | 2:08.419 (6)  | 84.10 km/h   |
| Lauf 2:                                       | 2.818 (3)                          | 2.250 (5)  | * ( )      | * ( )           | * ( )   | 123.29 km/h (5)  | 46.991 (7)  | 147.39 km/h (7)  | 1:46.003 (7)  | 101.88 km/h  |

DNS = nicht gestartet | DNF = ausgefallen | DNC = nicht gewertet | DSQ = disqualifiziert

## Rennen - Sektorzeiten & Speeds

|                          | 30m                              | 30m-80m   | Sektor 3   | Speed 3         | Sektor 4  | Speed 4         | Sektor 5   | Speed Ziel      | Laufzeit     | Speed (Lauf) |
|--------------------------|----------------------------------|-----------|------------|-----------------|---|-----------------|------------|-----------------|--------------|--------------|
| <b>530 NEU Kai</b>       | <b>Ford Focus</b>                |           | <b>DEU</b> |                 |  |                 |            |                 |              |              |
| Lauf 1:                  | 3.950 (2)                        | 2.553 (3) | 18.925 (3) | 140.62 km/h (4) | 33.349 (3)  | 128.57 km/h (3) | 44.739 (3) | 154.67 km/h (3) | 1:43.516 (3) | 104.33 km/h  |
| Lauf 2:                  | 3.091 (6)                        | 2.182 (3) | * ()       | * ()            | * ()  | 133.33 km/h (3) | 40.872 (4) | 156.78 km/h (4) | 1:31.603 (4) | 117.90 km/h  |
| <b>533 LÄNGERER Marc</b> | <b>VW Weissdorn Scirocco GTI</b> |           | <b>DEU</b> |                 |  |                 |            |                 |              |              |
| Lauf 1:                  | 4.003 (3)                        | 2.693 (5) | 20.929 (5) | 127.66 km/h (5) | 37.355 (5)  | 117.65 km/h (5) | 49.042 (5) | 129.03 km/h (5) | 1:54.022 (5) | 94.72 km/h   |
| Lauf 2:                  | 3.088 (5)                        | 2.515 (7) | * ()       | * ()            | * ()  | 123.29 km/h (5) | 43.016 (6) | 147.69 km/h (6) | 1:37.391 (6) | 110.89 km/h  |



### KW Berg-Cup - Gr. H/FS/E1 über 3000 ccm

|                            | 30m                           | 30m-80m   | Sektor 3   | Speed 3         | Sektor 4  | Speed 4         | Sektor 5   | Speed Ziel      | Laufzeit     | Speed (Lauf) |
|----------------------------|-------------------------------|-----------|------------|-----------------|---|-----------------|------------|-----------------|--------------|--------------|
| <b>100 WEBER Hauke</b>     | <b>Audi 80 Quattro</b>        |           | <b>DEU</b> |                 |    |                 |            |                 |              |              |
| Lauf 1:                    | 3.539 (3)                     | 2.571 (3) | 17.616 (2) | 138.46 km/h (3) | 31.556 (2)  | 152.54 km/h (1) | 41.197 (2) | 178.22 km/h (2) | 1:36.479 (2) | 111.94 km/h  |
| Lauf 2:                    | 2.461 (1)                     | 1.897 (2) | * ()       | * ()            | * ()  | 159.29 km/h (1) | 36.587 (2) | 192.64 km/h (1) | 1:22.897 (2) | 130.28 km/h  |
| <b>305 GÖHRIG Sabine</b>   | <b>Ford Focus ST</b>          |           | <b>DEU</b> |                 |    |                 |            |                 |              |              |
| Lauf 1:                    | 3.638 (4)                     | 2.800 (5) | 21.580 (4) | 135.34 km/h (5) | 36.761 (5)  | 113.21 km/h (4) | 48.967 (5) | 140.56 km/h (4) | 1:53.746 (5) | 94.95 km/h   |
| Lauf 2:                    | 3.176 (4)                     | 2.479 (5) | * ()       | * ()            | * ()  | 122.45 km/h (4) | 43.776 (4) | 144.00 km/h (4) | 1:39.257 (4) | 108.81 km/h  |
| <b>308 ORTH Patrick</b>    | <b>Porsche 911 GT3 Cup</b>    |           | <b>DEU</b> |                 |   |                 |            |                 |              |              |
| Lauf 1:                    | 2.920 (1)                     | 2.018 (1) | 16.976 (1) | 163.64 km/h (1) | 30.039 (1)  | 145.16 km/h (2) | 39.502 (1) | 180.56 km/h (1) | 1:31.455 (1) | 118.09 km/h  |
| Lauf 2:                    | 2.691 (2)                     | 1.885 (1) | * ()       | * ()            | * ()  | 151.26 km/h (2) | 36.493 (1) | 182.97 km/h (2) | 1:22.437 (1) | 131.01 km/h  |
| <b>351 EHRMANN Pascal</b>  | <b>Subaru Impreza WRX STI</b> |           | <b>DEU</b> |                 |  |                 |            |                 |              |              |
| Lauf 1:                    | 2.997 (2)                     | 2.324 (2) | 17.735 (3) | 153.85 km/h (2) | 31.600 (3)  | 130.43 km/h (3) | 44.501 (3) | 154.01 km/h (3) | 1:39.157 (3) | 108.92 km/h  |
| Lauf 2:                    | 2.728 (3)                     | 2.183 (3) | * ()       | * ()            | * ()  | 136.36 km/h (3) | 41.324 (3) | 154.01 km/h (3) | 1:30.274 (3) | 119.64 km/h  |
| <b>406 GAST Maximilian</b> | <b>VW Golf Turbo</b>          |           | <b>DEU</b> |                 |  |                 |            |                 |              |              |
| Lauf 1:                    | 3.699 (5)                     | 2.701 (4) | 21.683 (5) | 138.46 km/h (3) | 35.306 (4)  | 113.21 km/h (4) | 48.124 (4) | 135.59 km/h (5) | 1:51.513 (4) | 96.85 km/h   |
| Lauf 2:                    | 3.231 (5)                     | 2.443 (4) | * ()       | * ()            | * ()  | 119.21 km/h (5) | 44.291 (5) | 142.22 km/h (5) | 1:39.995 (5) | 108.01 km/h  |

DNS = nicht gestartet | DNF = ausgefallen | DNC = nicht gewertet | DSQ = disqualifiziert

## Rennen - Sektorzeiten & Speeds

### KW Berg-Cup - Gruppe E2-SH






|                            | 30m                     | 30m-80m   | Sektor 3   | Speed 3         | Sektor 4  | Speed 4         | Sektor 5   | Speed Ziel      | Laufzeit     | Speed (Lauf) |
|----------------------------|-------------------------|-----------|------------|-----------------|---|-----------------|------------|-----------------|--------------|--------------|
| <b>22 BREUNIG Nico</b>     | <b>TracKing RC01</b>    |           | <b>DEU</b> |                 |  |                 |            |                 |              |              |
| Lauf 1:                    | 3.716 (2)               | 2.573 (2) | * ( )      | * ( )           | * ( )   | 113.92 km/h (2) | 51.742 (2) | 138.86 km/h (2) | 1:58.962 (2) | 90.79 km/h   |
| Lauf 2:                    | 2.438 (1)               | 1.905 (1) | * ( )      | * ( )           | * ( )   | 140.62 km/h (2) | 40.145 (2) | 166.96 km/h (2) | 1:30.885 (2) | 118.83 km/h  |
| <b>98 FARRENKOPF Marco</b> | <b>SilverCar S2 Evo</b> |           | <b>DEU</b> |                 |  |                 |            |                 |              |              |
| Lauf 1:                    | 3.382 (1)               | 2.390 (1) | 17.960 (1) | 163.64 km/h (1) | 31.552 (1)  | 135.34 km/h (1) | 42.407 (1) | 163.08 km/h (1) | 1:37.691 (1) | 110.55 km/h  |
| Lauf 2:                    | 2.766 (2)               | 1.940 (2) | * ( )      | * ( )           | * ( )   | 142.86 km/h (1) | 38.073 (1) | 167.44 km/h (1) | 1:24.837 (1) | 127.30 km/h  |

### Renault Classic Cup



|                              | 30m                          | 30m-80m    | Sektor 3   | Speed 3         | Sektor 4  | Speed 4         | Sektor 5   | Speed Ziel      | Laufzeit     | Speed (Lauf) |
|------------------------------|------------------------------|------------|------------|-----------------|---|-----------------|------------|-----------------|--------------|--------------|
| <b>854 FILIPPONE Tiziano</b> | <b>Renault Clio 3 Cup</b>    |            | <b>CHE</b> |                 |    |                 |            |                 |              |              |
| Lauf 1:                      | 4.194 (6)                    | 2.673 (8)  | 20.341 (5) | 139.53 km/h (4) | 34.770 (6)  | 115.38 km/h (7) | 47.609 (7) | 142.29 km/h (1) | 1:49.587 (7) | 98.55 km/h   |
| Lauf 2:                      | 3.121 (7)                    | 2.306 (4)  | * ( )      | * ( )           | * ( )   | 121.62 km/h (1) | 42.406 (1) | 144.29 km/h (2) | 1:34.743 (1) | 113.99 km/h  |
| <b>858 KREBS Philipp</b>     | <b>Renault Clio 3</b>        |            | <b>CHE</b> |                 |    |                 |            |                 |              |              |
| Lauf 1:                      | 3.482 (1)                    | 2.463 (1)  | 18.922 (1) | 157.89 km/h (2) | 31.804 (2)  | 119.21 km/h (2) | 44.977 (2) | 140.76 km/h (6) | 1:41.648 (2) | 106.25 km/h  |
| Lauf 2:                      | 2.976 (2)                    | 2.322 (6)  | * ( )      | * ( )           | * ( )   | * ( )           | * ( )      | * ( )           | DNF ( )      | *            |
| <b>866 SIGRIST Hans</b>      | <b>Renault Clio RS 2.0</b>   |            | <b>CHE</b> |                 |   |                 |            |                 |              |              |
| Lauf 1:                      | 4.006 (4)                    | 2.925 (9)  | 23.383 (8) | * ( )           | 37.348 (8)  | 104.65 km/h (9) | 52.538 (9) | 124.30 km/h (9) | 2:00.200 (9) | 89.85 km/h   |
| Lauf 2:                      | 3.407 (10)                   | 2.750 (10) | * ( )      | * ( )           | * ( )   | 107.14 km/h (9) | 48.532 (9) | 127.55 km/h (9) | 1:49.620 (9) | 98.52 km/h   |
| <b>880 BEYELER Marc</b>      | <b>Renault Clio 3 RS Cup</b> |            | <b>CHE</b> |                 |  |                 |            |                 |              |              |
| Lauf 1:                      | 4.007 (5)                    | 2.480 (2)  | 20.365 (6) | 0.77 km/h (6)   | 34.560 (5)  | 116.88 km/h (6) | 46.055 (4) | 141.38 km/h (2) | 1:47.467 (5) | 100.50 km/h  |
| Lauf 2:                      | 2.937 (1)                    | 2.303 (3)  | * ( )      | * ( )           | * ( )   | 120.00 km/h (5) | 43.267 (5) | 142.86 km/h (3) | 1:37.223 (5) | 111.08 km/h  |
| <b>881 SCHNIDRIG René</b>    | <b>Renault Clio 3 Cup</b>    |            | <b>CHE</b> |                 |  |                 |            |                 |              |              |
| Lauf 1:                      | 4.217 (7)                    | 2.518 (3)  | 19.679 (3) | 151.26 km/h (3) | 34.198 (4)  | 120.00 km/h (1) | 46.273 (5) | 140.83 km/h (4) | 1:46.885 (4) | 101.04 km/h  |
| Lauf 2:                      | 2.995 (3)                    | 2.298 (1)  | * ( )      | * ( )           | * ( )   | 121.62 km/h (1) | 42.522 (2) | 144.36 km/h (1) | 1:35.385 (3) | 113.23 km/h  |

DNS = nicht gestartet | DNF = ausgefallen | DNC = nicht gewertet | DSQ = disqualifiziert

## Rennen - Sektorzeiten & Speeds





|                              | 30m                          | 30m-80m   | Sektor 3   | Speed 3         | Sektor 4  | Speed 4         | Sektor 5   | Speed Ziel      | Laufzeit     | Speed (Lauf) |
|------------------------------|------------------------------|-----------|------------|-----------------|---|-----------------|------------|-----------------|--------------|--------------|
| <b>884 NIKLAUS Juerg</b>     | <b>Renault Clio Sport</b>    |           | <b>CHE</b> |                 |  |                 |            |                 |              |              |
| Lauf 1:                      | * ( )                        | * ( )     | * ( )      | * ( )           | * ( )   | * ( )           | * ( )      | * ( )           | DNS ( )      | * ( )        |
| Lauf 2:                      | 3.173 (9)                    | 2.345 (8) | * ( )      | * ( )           | * ( )   | 119.21 km/h (8) | 44.501 (7) | 141.11 km/h (7) | 1:40.775 (7) | 107.17 km/h  |
| <b>886 SCHLÄPFER Michael</b> | <b>Renault Clio 3 Cup</b>    |           | <b>CHE</b> |                 |  |                 |            |                 |              |              |
| Lauf 1:                      | 3.751 (3)                    | 2.629 (5) | 19.016 (2) | 159.29 km/h (1) | 30.877 (1)  | 117.65 km/h (5) | 44.891 (1) | 139.40 km/h (7) | 1:41.164 (1) | 106.76 km/h  |
| Lauf 2:                      | 3.083 (5)                    | 2.345 (8) | * ( )      | * ( )           | * ( )   | 120.00 km/h (5) | 42.583 (3) | 141.38 km/h (6) | 1:35.039 (2) | 113.64 km/h  |
| <b>888 WERREN Res</b>        | <b>Renault Clio 3 RS Cup</b> |           | <b>CHE</b> |                 |  |                 |            |                 |              |              |
| Lauf 1:                      | 4.684 (9)                    | 2.669 (7) | 22.422 (7) | 130.43 km/h (5) | 35.866 (7)  | 113.92 km/h (8) | 49.511 (8) | 138.80 km/h (8) | 1:55.152 (8) | 93.79 km/h   |
| Lauf 2:                      | 3.155 (8)                    | 2.322 (6) | * ( )      | * ( )           | * ( )   | 120.00 km/h (5) | 44.780 (8) | 140.21 km/h (8) | 1:41.315 (8) | 106.60 km/h  |
| <b>890 REUTER Silas</b>      | <b>Renault Clio 3 Cup</b>    |           | <b>CHE</b> |                 |  |                 |            |                 |              |              |
| Lauf 1:                      | 3.544 (2)                    | 2.542 (4) | 19.768 (4) | * ( )           | 33.653 (3)  | 118.42 km/h (3) | 45.941 (3) | 141.11 km/h (3) | 1:45.448 (3) | 102.42 km/h  |
| Lauf 2:                      | 3.005 (4)                    | 2.312 (5) | * ( )      | * ( )           | * ( )   | 120.81 km/h (4) | 43.010 (4) | 142.57 km/h (5) | 1:36.276 (4) | 112.18 km/h  |
| <b>899 GERBER Patrick</b>    | <b>Renault Clio 3 RS</b>     |           | <b>CHE</b> |                 |  |                 |            |                 |              |              |
| Lauf 1:                      | 4.483 (8)                    | 2.658 (6) | * ( )      | * ( )           | * ( )   | 118.42 km/h (3) | 46.812 (6) | 140.83 km/h (4) | 1:48.185 (6) | 99.83 km/h   |
| Lauf 2:                      | 3.088 (6)                    | 2.299 (2) | * ( )      | * ( )           | * ( )   | 121.62 km/h (1) | 43.748 (6) | 142.86 km/h (3) | 1:38.439 (6) | 109.71 km/h  |

### Gruppe TCR Suisse

|                               | 30m                   | 30m-80m   | Sektor 3   | Speed 3         | Sektor 4  | Speed 4         | Sektor 5   | Speed Ziel      | Laufzeit     | Speed (Lauf) |
|-------------------------------|-----------------------|-----------|------------|-----------------|---|-----------------|------------|-----------------|--------------|--------------|
| <b>766 WINKLER Daniel</b>     | <b>Cupra TCR</b>      |           | <b>DEU</b> |                 |  |                 |            |                 |              |              |
| Lauf 1:                       | 3.956 (2)             | 2.719 (4) | 21.487 (5) | * ( )           | 35.386 (5)  | 138.46 km/h (3) | 45.347 (5) | 166.28 km/h (2) | 1:48.895 (5) | 99.18 km/h   |
| Lauf 2:                       | 2.982 (3)             | 2.200 (6) | * ( )      | * ( )           | * ( )   | 146.34 km/h (1) | 39.136 (5) | 171.53 km/h (4) | 1:29.245 (5) | 121.02 km/h  |
| <b>820 SCHEIDEGGER Pirmin</b> | <b>Seat Cupra TCR</b> |           | <b>CHE</b> |                 |  |                 |            |                 |              |              |
| Lauf 1:                       | 4.317 (4)             | 2.609 (3) | 18.883 (3) | 150.00 km/h (3) | 32.858 (3)  | 133.33 km/h (4) | 42.748 (3) | 165.90 km/h (3) | 1:41.415 (3) | 106.49 km/h  |
| Lauf 2:                       | 3.018 (4)             | 2.156 (3) | * ( )      | * ( )           | * ( )   | 141.73 km/h (4) | 38.284 (3) | 166.96 km/h (5) | 1:26.786 (4) | 124.44 km/h  |

DNS = nicht gestartet | DNF = ausgefallen | DNC = nicht gewertet | DSQ = disqualifiziert

## Rennen - Sektorzeiten & Speeds





|                            | 30m                    | 30m-80m   | Sektor 3   | Speed 3         | Sektor 4  | Speed 4         | Sektor 5   | Speed Ziel      | Laufzeit     | Speed (Lauf) |
|----------------------------|------------------------|-----------|------------|-----------------|---|-----------------|------------|-----------------|--------------|--------------|
| <b>821 YERLY Christian</b> | <b>Seat Cupra TCR</b>  |           | <b>CHE</b> |                 |  |                 |            |                 |              |              |
| Lauf 1:                    | 4.129 (3)              | 2.398 (1) | 19.198 (4) | 137.40 km/h (4) | 33.300 (4)  | 129.50 km/h (5) | 44.534 (4) | 160.80 km/h (5) | 1:43.559 (4) | 104.29 km/h  |
| Lauf 2:                    | 2.967 (1)              | 2.159 (4) | * (0)      | * (0)           | * (0)   | 138.46 km/h (6) | 40.089 (6) | 164.20 km/h (6) | 1:30.968 (6) | 118.72 km/h  |
| <b>822 WIDMER Michael</b>  | <b>Hyundai i30 TCR</b> |           | <b>CHE</b> |                 |  |                 |            |                 |              |              |
| Lauf 1:                    | 4.393 (5)              | 2.883 (5) | 18.845 (2) | 152.54 km/h (2) | 32.179 (2)  | 140.62 km/h (1) | 41.434 (1) | 171.94 km/h (1) | 1:39.734 (2) | 108.29 km/h  |
| Lauf 2:                    | 3.037 (5)              | 2.108 (1) | * (0)      | * (0)           | * (0)   | 142.86 km/h (3) | 37.492 (1) | 175.08 km/h (1) | 1:26.759 (3) | 124.48 km/h  |
| <b>823 STECK Peter</b>     | <b>Opel Astra TCR</b>  |           | <b>CHE</b> |                 |  |                 |            |                 |              |              |
| Lauf 1:                    | * (0)                  | * (0)     | * (0)      | * (0)           | * (0)   | * (0)           | * (0)      | * (0)           | DNS (0)      | * (0)        |
| Lauf 2:                    | 2.971 (2)              | 2.128 (2) | * (0)      | * (0)           | * (0)   | 141.73 km/h (4) | 38.334 (4) | 174.65 km/h (2) | 1:26.126 (2) | 125.40 km/h  |
| <b>824 FLAMMER Patrick</b> | <b>Opel Astra TCR</b>  |           | <b>CHE</b> |                 |  |                 |            |                 |              |              |
| Lauf 1:                    | 3.524 (1)              | 2.460 (2) | 17.275 (1) | 159.29 km/h (1) | 30.710 (1)  | 140.62 km/h (1) | 42.153 (2) | 164.67 km/h (4) | 1:36.122 (1) | 112.36 km/h  |
| Lauf 2:                    | 3.054 (6)              | 2.164 (5) | * (0)      | * (0)           | * (0)   | 146.34 km/h (1) | 37.743 (2) | 174.23 km/h (3) | 1:24.799 (1) | 127.36 km/h  |

### Gruppe Interswiss bis 1400 ccm

|                              | 30m                         | 30m-80m   | Sektor 3   | Speed 3         | Sektor 4  | Speed 4         | Sektor 5   | Speed Ziel      | Laufzeit     | Speed (Lauf) |
|------------------------------|-----------------------------|-----------|------------|-----------------|---|-----------------|------------|-----------------|--------------|--------------|
| <b>35 SCHÖPFER Tamara</b>    | <b>VW Golf 2</b>            |           | <b>CHE</b> |                 |   |                 |            |                 |              |              |
| Lauf 1:                      | 4.214 (7)                   | 4.009 (7) | 24.596 (5) | 118.42 km/h (4) | 37.670 (5)  | 101.12 km/h (7) | 52.116 (7) | 121.93 km/h (7) | 2:02.605 (7) | 88.09 km/h   |
| Lauf 2:                      | 3.423 (7)                   | 2.733 (7) | 22.146 (7) | 138.46 km/h (7) | 34.349 (6)  | 105.88 km/h (6) | 48.773 (6) | 125.05 km/h (6) | 1:51.424 (6) | 96.93 km/h   |
| <b>36 FANKHAUSER Sabrina</b> | <b>Toyota Yaris Cup</b>     |           | <b>CHE</b> |                 |  |                 |            |                 |              |              |
| Lauf 1:                      | 3.837 (3)                   | 2.981 (6) | 22.020 (3) | 132.35 km/h (3) | 36.150 (4)  | 108.43 km/h (6) | 49.252 (6) | 129.91 km/h (6) | 1:54.240 (6) | 94.54 km/h   |
| Lauf 2:                      | 3.372 (6)                   | 2.599 (6) | 20.349 (6) | 152.54 km/h (6) | 33.320 (5)  | 111.80 km/h (5) | 46.271 (5) | 132.96 km/h (4) | 1:45.911 (5) | 101.97 km/h  |
| <b>37 HUSISTEIN Mark</b>     | <b>Helftec Toyota Yaris</b> |           | <b>CHE</b> |                 |  |                 |            |                 |              |              |
| Lauf 1:                      | 3.914 (4)                   | 2.544 (3) | 19.049 (2) | 160.71 km/h (2) | 32.163 (2)  | 125.87 km/h (2) | 44.955 (3) | 148.07 km/h (2) | 1:42.625 (2) | 105.24 km/h  |
| Lauf 2:                      | 3.022 (5)                   | 2.200 (2) | 17.183 (3) | 173.08 km/h (3) | * (0)   | * (0)           | * (0)      | * (0)           | DNF (0)      | * (0)        |

DNS = nicht gestartet | DNF = ausgefallen | DNC = nicht gewertet | DSQ = disqualifiziert

## Rennen - Sektorzeiten & Speeds

|                           | 30m                 | 30m-80m   | Sektor 3   | Speed 3         | Sektor 4  | Speed 4         | Sektor 5   | Speed Ziel      | Laufzeit     | Speed (Lauf) |
|---------------------------|---------------------|-----------|------------|-----------------|---|-----------------|------------|-----------------|--------------|--------------|
| <b>38 SCHÖPFER Mario</b>  | <b>VW Polo</b>      |           | <b>CHE</b> |                 |  |                 |            |                 |              |              |
| Lauf 1:                   | 3.823 (2)           | 2.690 (4) | 22.321 (4) | * ()            | 35.559 (3)  | 110.43 km/h (5) | 48.691 (5) | 130.49 km/h (5) | 1:53.084 (5) | 95.50 km/h   |
| Lauf 2:                   | 2.892 (2)           | 2.467 (5) | 19.517 (5) | 153.85 km/h (5) | 31.248 (4)  | 114.65 km/h (4) | 45.392 (4) | 131.45 km/h (5) | 1:41.516 (4) | 106.39 km/h  |
| <b>39 MOSER Stephan</b>   | <b>Toyota Yaris</b> |           | <b>CHE</b> |                 |  |                 |            |                 |              |              |
| Lauf 1:                   | 4.035 (6)           | 2.738 (5) | 18.628 (1) | 165.14 km/h (1) | 31.011 (1)  | 125.87 km/h (2) | 44.468 (2) | 148.99 km/h (1) | 1:40.880 (1) | 107.06 km/h  |
| Lauf 2:                   | 2.968 (4)           | 2.215 (3) | 17.098 (2) | 176.47 km/h (1) | 27.786 (1)  | 129.50 km/h (2) | 40.707 (2) | 151.98 km/h (2) | 1:30.774 (2) | 118.98 km/h  |
| <b>40 SCHÖPFER Stefan</b> | <b>Audi 50</b>      |           | <b>CHE</b> |                 |  |                 |            |                 |              |              |
| Lauf 1:                   | 4.000 (5)           | 2.470 (2) | * ()       | * ()            | * ()  | 123.29 km/h (4) | 44.447 (1) | 147.69 km/h (3) | 1:42.950 (3) | 104.91 km/h  |
| Lauf 2:                   | 2.949 (3)           | 2.239 (4) | 17.195 (4) | 176.47 km/h (1) | 28.377 (2)  | 127.66 km/h (3) | 41.418 (3) | 150.63 km/h (3) | 1:32.178 (3) | 117.16 km/h  |
| <b>41 HELM Andreas</b>    | <b>VW Polo 1</b>    |           | <b>CHE</b> |                 |  |                 |            |                 |              |              |
| Lauf 1:                   | 3.358 (1)           | 2.304 (1) | * ()       | * ()            | * ()  | 126.76 km/h (1) | 45.304 (4) | 140.83 km/h (4) | 1:43.852 (4) | 103.99 km/h  |
| Lauf 2:                   | 2.870 (1)           | 2.120 (1) | 16.643 (1) | 163.64 km/h (4) | 28.852 (3)  | 134.33 km/h (1) | 39.985 (1) | 159.38 km/h (1) | 1:30.470 (1) | 119.38 km/h  |


### Gruppe Interswiss 1401 bis 1600 ccm

|                             | 30m                       | 30m-80m    | Sektor 3    | Speed 3          | Sektor 4  | Speed 4          | Sektor 5   | Speed Ziel      | Laufzeit     | Speed (Lauf) |
|-----------------------------|---------------------------|------------|-------------|------------------|---|------------------|------------|-----------------|--------------|--------------|
| <b>42 MAISSEN Franziska</b> | <b>Citroën Saxo VTS</b>   |            | <b>CHE</b>  |                  |   |                  |            |                 |              |              |
| Lauf 1:                     | 3.469 (2)                 | 3.193 (9)  | * ()        | * ()             | * ()  | 102.27 km/h (9)  | 52.297 (9) | 113.52 km/h (9) | 2:04.051 (9) | 87.06 km/h   |
| Lauf 2:                     | 2.895 (4)                 | 2.622 (10) | 20.749 (10) | 137.40 km/h (10) | 31.285 (8)  | 122.45 km/h (7)  | * ()       | * ()            | DNF ()       | *            |
| <b>43 HUNZIKER Rafael</b>   | <b>Peugeot 207 Procar</b> |            | <b>CHE</b>  |                  |  |                  |            |                 |              |              |
| Lauf 1:                     | 3.554 (4)                 | 2.718 (7)  | * ()        | * ()             | * ()  | 108.43 km/h (8)  | 49.156 (7) | 128.06 km/h (7) | 1:52.647 (7) | 95.87 km/h   |
| Lauf 2:                     | 3.164 (9)                 | 2.524 (9)  | 19.017 (9)  | 163.64 km/h (5)  | 30.476 (7)  | 115.38 km/h (10) | 44.617 (8) | 135.59 km/h (9) | 1:39.798 (8) | 108.22 km/h  |
| <b>44 HÜPPI Thomas</b>      | <b>VW Golf 1</b>          |            | <b>CHE</b>  |                  |  |                  |            |                 |              |              |
| Lauf 1:                     | * ()                      | * ()       | * ()        | * ()             | * ()  | * ()             | * ()       | * ()            | DNS ()       | *            |
| Lauf 2:                     | 3.248 (10)                | 2.465 (7)  | 18.954 (8)  | 153.85 km/h (7)  | 29.793 (5)  | 118.42 km/h (9)  | 43.942 (7) | 136.62 km/h (8) | 1:38.402 (6) | 109.75 km/h  |

DNS = nicht gestartet | DNF = ausgefallen | DNC = nicht gewertet | DSQ = disqualifiziert












## Rennen - Sektorzeiten & Speeds

|                              | 30m                         | 30m-80m   | Sektor 3   | Speed 3         | Sektor 4  | Speed 4         | Sektor 5   | Speed Ziel      | Laufzeit     | Speed (Lauf) |
|------------------------------|-----------------------------|-----------|------------|-----------------|---|-----------------|------------|-----------------|--------------|--------------|
| <b>45 SCHMID Ruedi</b>       | <b>VW Golf 1 16V Lisa</b>   |           | <b>CHE</b> |                 |    |                 |            |                 |              |              |
| Lauf 1:                      | 3.871 (9)                   | 2.537 (4) | * ( )      | * ( )           | * ( )   | 111.11 km/h (7) | 52.159 (8) | 128.06 km/h (7) | 2:00.125 (8) | 89.91 km/h   |
| Lauf 2:                      | 2.958 (5)                   | 2.222 (5) | 18.952 (7) | 148.76 km/h (8) | 31.806 (10)   | 121.62 km/h (8) | 44.903 (9) | 142.01 km/h (7) | 1:40.841 (9) | 107.10 km/h  |
| <b>46 HOSTETTLER Marco</b>   | <b>Honda Civic</b>          |           | <b>CHE</b> |                 |    |                 |            |                 |              |              |
| Lauf 1:                      | 3.753 (8)                   | 2.789 (8) | * ( )      | * ( )           | * ( )   | 116.88 km/h (6) | 47.090 (6) | 138.33 km/h (6) | 1:50.818 (6) | 97.46 km/h   |
| Lauf 2:                      | 3.036 (7)                   | 2.474 (8) | 18.753 (6) | 141.73 km/h (9) | 31.636 (9)  | 123.29 km/h (6) | 43.501 (6) | 144.36 km/h (6) | 1:39.400 (7) | 108.65 km/h  |
| <b>47 SCHNEIDER Dominic</b>  | <b>Citroën Saxo</b>         |           | <b>CHE</b> |                 |    |                 |            |                 |              |              |
| Lauf 1:                      | 3.494 (3)                   | 2.372 (1) | * ( )      | * ( )           | * ( )   | 122.45 km/h (3) | 45.986 (5) | 148.76 km/h (3) | 1:47.959 (5) | 100.04 km/h  |
| Lauf 2:                      | 2.809 (1)                   | 2.189 (4) | 18.155 (5) | 163.64 km/h (5) | 30.249 (6)  | 127.66 km/h (4) | 42.460 (5) | 152.30 km/h (4) | 1:35.862 (5) | 112.66 km/h  |
| <b>48 OERTIG Beat</b>        | <b>Peugeot 106 Gti Maxi</b> |           | <b>CHE</b> |                 |    |                 |            |                 |              |              |
| Lauf 1:                      | 3.305 (1)                   | 2.438 (3) | * ( )      | * ( )           | * ( )   | 122.45 km/h (3) | 45.523 (4) | 144.94 km/h (5) | 1:43.580 (4) | 104.27 km/h  |
| Lauf 2:                      | 2.887 (3)                   | 2.129 (2) | 16.747 (3) | 181.82 km/h (2) | 28.206 (2)  | 132.35 km/h (3) | 40.475 (3) | 157.46 km/h (3) | 1:30.444 (2) | 119.41 km/h  |
| <b>49 JUNGI Rolf</b>         | <b>Citroën Saxo RS</b>      |           | <b>CHE</b> |                 |    |                 |            |                 |              |              |
| Lauf 1:                      | 3.666 (6)                   | 2.689 (6) | * ( )      | * ( )           | * ( )   | 122.45 km/h (3) | 43.819 (2) | 146.79 km/h (4) | 1:40.040 (1) | 107.96 km/h  |
| Lauf 2:                      | 3.025 (6)                   | 2.303 (6) | 17.640 (4) | 171.43 km/h (4) | 28.765 (4)  | 125.00 km/h (5) | 41.876 (4) | 148.99 km/h (5) | 1:33.609 (4) | 115.37 km/h  |
| <b>50 JEREMIAS Jannis</b>    | <b>VW Polo</b>              |           | <b>CHE</b> |                 |    |                 |            |                 |              |              |
| Lauf 1:                      | 3.710 (7)                   | 2.587 (5) | * ( )      | * ( )           | * ( )   | 129.50 km/h (2) | 43.467 (1) | 158.94 km/h (1) | 1:41.612 (2) | 106.29 km/h  |
| Lauf 2:                      | 2.824 (2)                   | 2.104 (1) | 16.400 (1) | 185.57 km/h (1) | 28.039 (1)  | 138.46 km/h (1) | 39.500 (1) | 162.71 km/h (1) | 1:28.867 (1) | 121.53 km/h  |
| <b>51 OULEVAY Christophe</b> | <b>VW Scirocco</b>          |           | <b>CHE</b> |                 |  |                 |            |                 |              |              |
| Lauf 1:                      | 3.590 (5)                   | 2.384 (2) | * ( )      | * ( )           | * ( )   | 130.43 km/h (1) | 44.699 (3) | 154.67 km/h (2) | 1:43.231 (3) | 104.62 km/h  |
| Lauf 2:                      | 3.040 (8)                   | 2.135 (3) | 16.678 (2) | 180.00 km/h (3) | 28.463 (3)  | 133.33 km/h (2) | 40.144 (2) | 158.24 km/h (2) | 1:30.460 (3) | 119.39 km/h  |










DNS = nicht gestartet | DNF = ausgefallen | DNC = nicht gewertet | DSQ = disqualifiziert

## Rennen - Sektorzeiten & Speeds

| Gruppe Interswiss 1601 bis 2000 ccm |                          |            |                                   |             |                  |             |                  |             |   |               |             |  |          |  |            |  |          |  |              |  |
|-------------------------------------|--------------------------|------------|-----------------------------------|-------------|------------------|-------------|------------------|-------------|---|---------------|-------------|--|----------|--|------------|--|----------|--|--------------|--|
|                                     | 30m                      |            | 30m-80m                           |             | Sektor 3         |             | Speed 3          |             | Sektor 4  |               | Speed 4     |  | Sektor 5 |  | Speed Ziel |  | Laufzeit |  | Speed (Lauf) |  |
| 52                                  | <b>HOLENSTEIN Daniel</b> |            | <b>Opel Kadett GSi 16V</b>        |             | <b>CHE</b>       |             |                  |             |    |               |             |  |          |  |            |  |          |  |              |  |
|                                     | Lauf 1:                  | 3.661 (6)  | 2.745 (17)                        | 28.037 (17) | 111.11 km/h (17) | 40.278 (17) | 107.78 km/h (21) | 51.890 (21) | 133.21 km/h (21)  | 2:06.611 (21) | 85.30 km/h  |  |          |  |            |  |          |  |              |  |
|                                     | Lauf 2:                  | 2.936 (14) | 2.261 (19)                        | 18.650 (14) | 165.14 km/h (11) | 32.635 (16) | 123.29 km/h (20) | 43.797 (18) | 147.39 km/h (19)  | 1:40.279 (22) | 107.70 km/h |  |          |  |            |  |          |  |              |  |
| 53                                  | <b>BRUNNER Stefan</b>    |            | <b>Renault Clio 3 Cup</b>         |             | <b>CHE</b>       |             |                  |             |    |               |             |  |          |  |            |  |          |  |              |  |
|                                     | Lauf 1:                  | 3.929 (17) | 2.646 (16)                        | 20.074 (13) | 151.26 km/h (5)  | 33.981 (13) | 117.65 km/h (18) | 47.255 (17) | 138.00 km/h (19)  | 1:47.885 (17) | 100.11 km/h |  |          |  |            |  |          |  |              |  |
|                                     | Lauf 2:                  | 3.297 (23) | 2.395 (21)                        | 19.010 (16) | 160.71 km/h (12) | 30.658 (13) | 120.00 km/h (22) | 44.340 (20) | 139.40 km/h (22)  | 1:39.700 (21) | 108.32 km/h |  |          |  |            |  |          |  |              |  |
| 54                                  | <b>MAURER Lukas</b>      |            | <b>Opel Kadett</b>                |             | <b>CHE</b>       |             |                  |             |    |               |             |  |          |  |            |  |          |  |              |  |
|                                     | Lauf 1:                  | 4.310 (21) | 2.569 (11)                        | 21.497 (16) | 120.00 km/h (16) | 36.428 (16) | 128.57 km/h (10) | 47.683 (18) | 146.49 km/h (14)  | 1:52.487 (20) | 96.01 km/h  |  |          |  |            |  |          |  |              |  |
|                                     | Lauf 2:                  | 2.775 (2)  | 2.118 (9)                         | 17.658 (10) | 159.29 km/h (14) | 31.458 (15) | 133.33 km/h (12) | 42.800 (17) | 158.94 km/h (7)   | 1:36.809 (17) | 111.56 km/h |  |          |  |            |  |          |  |              |  |
| 55                                  | <b>TSCHANZ Urs</b>       |            | <b>BMW 2002 8V</b>                |             | <b>CHE</b>       |             |                  |             |    |               |             |  |          |  |            |  |          |  |              |  |
|                                     | Lauf 1:                  | 3.671 (8)  | 2.635 (15)                        | 20.155 (14) | 135.34 km/h (14) | 35.092 (15) | 119.21 km/h (17) | 47.805 (19) | 140.01 km/h (18)  | 1:49.358 (19) | 98.76 km/h  |  |          |  |            |  |          |  |              |  |
|                                     | Lauf 2:                  | 2.877 (9)  | 2.209 (14)                        | 18.331 (13) | 151.26 km/h (16) | 31.094 (14) | 121.62 km/h (21) | 44.372 (21) | 145.82 km/h (20)  | 1:38.883 (20) | 109.22 km/h |  |          |  |            |  |          |  |              |  |
| 56                                  | <b>VUILLEUMIER Nolan</b> |            | <b>Renault Clio Williams</b>      |             | <b>CHE</b>       |             |                  |             |    |               |             |  |          |  |            |  |          |  |              |  |
|                                     | Lauf 1:                  | 3.665 (7)  | 2.473 (7)                         | 19.435 (10) | 145.16 km/h (7)  | 33.270 (11) | 124.14 km/h (14) | 44.770 (12) | 149.61 km/h (13)  | 1:43.613 (14) | 104.23 km/h |  |          |  |            |  |          |  |              |  |
|                                     | Lauf 2:                  | 3.020 (20) | 2.231 (17)                        | 17.853 (12) | 160.71 km/h (12) | 30.110 (10) | 127.66 km/h (17) | 42.736 (16) | 152.95 km/h (13)  | 1:35.950 (16) | 112.56 km/h |  |          |  |            |  |          |  |              |  |
| 57                                  | <b>WÜTHRICH Daniel</b>   |            | <b>VW Golf</b>                    |             | <b>CHE</b>       |             |                  |             |    |               |             |  |          |  |            |  |          |  |              |  |
|                                     | Lauf 1:                  | 4.049 (19) | 2.539 (9)                         | 19.753 (12) | 134.33 km/h (15) | 33.627 (12) | 124.14 km/h (14) | 48.819 (20) | 140.83 km/h (17)  | 1:48.787 (18) | 99.28 km/h  |  |          |  |            |  |          |  |              |  |
|                                     | Lauf 2:                  | 3.013 (19) | 2.266 (20)                        | 17.756 (11) | 156.52 km/h (15) | 30.491 (12) | 125.00 km/h (18) | 45.036 (22) | 147.47 km/h (18)  | 1:38.562 (18) | 109.58 km/h |  |          |  |            |  |          |  |              |  |
| 58                                  | <b>SANTOS Ted</b>        |            | <b>Seat Ibiza</b>                 |             | <b>CHE</b>       |             |                  |             |  |               |             |  |          |  |            |  |          |  |              |  |
|                                     | Lauf 1:                  | 3.828 (14) | 2.388 (3)                         | 18.250 (4)  | 150.00 km/h (6)  | 32.221 (6)  | 129.50 km/h (9)  | 44.405 (10) | 154.01 km/h (9)   | 1:41.092 (8)  | 106.83 km/h |  |          |  |            |  |          |  |              |  |
|                                     | Lauf 2:                  | 3.108 (22) | 2.219 (16)                        | * ()        | * ()             | * ()        | 134.33 km/h (11) | 41.701 (14) | 155.76 km/h (11)  | 1:32.271 (13) | 117.05 km/h |  |          |  |            |  |          |  |              |  |
| 59                                  | <b>KELLENBERGER Beat</b> |            | <b>Renault Clio Maxi</b>          |             | <b>CHE</b>       |             |                  |             |  |               |             |  |          |  |            |  |          |  |              |  |
|                                     | Lauf 1:                  | * ()       | * ()                              | * ()        | * ()             | * ()        | * ()             | * ()        | * ()  | DNS ()        | *           |  |          |  |            |  |          |  |              |  |
|                                     | Lauf 2:                  | 2.799 (3)  | 2.101 (6)                         | * ()        | * ()             | * ()        | 132.35 km/h (13) | 41.426 (12) | 154.34 km/h (12)  | 1:33.523 (15) | 115.48 km/h |  |          |  |            |  |          |  |              |  |
| 60                                  | <b>HUNZIKER Simon</b>    |            | <b>Honda Civic 2.0 Type-R EP3</b> |             | <b>CHE</b>       |             |                  |             |  |               |             |  |          |  |            |  |          |  |              |  |
|                                     | Lauf 1:                  | 3.866 (15) | 3.052 (19)                        | 18.627 (5)  | 159.29 km/h (3)  | 31.476 (3)  | 128.57 km/h (10) | 43.563 (6)  | 152.62 km/h (11)  | 1:40.584 (7)  | 107.37 km/h |  |          |  |            |  |          |  |              |  |
|                                     | Lauf 2:                  | 2.976 (16) | 2.211 (15)                        | 16.548 (7)  | 185.57 km/h (6)  | 28.520 (8)  | 129.50 km/h (14) | 40.741 (10) | 152.62 km/h (14)  | 1:30.996 (11) | 118.69 km/h |  |          |  |            |  |          |  |              |  |






DNS = nicht gestartet | DNF = ausgefallen | DNC = nicht gewertet | DSQ = disqualifiziert

## Rennen - Sektorzeiten & Speeds



|                               | 30m                       | 30m-80m    | Sektor 3    | Speed 3          | Sektor 4  | Speed 4          | Sektor 5    | Speed Ziel       | Laufzeit      | Speed (Lauf) |
|-------------------------------|---------------------------|------------|-------------|------------------|---|------------------|-------------|------------------|---------------|--------------|
| <b>61 TRESCHER Felix</b>      | <b>Renault Clio 3 RS</b>  |            | <b>CHE</b>  |                  |    |                  |             |                  |               |              |
| Lauf 1:                       | 3.958 (18)                | 3.050 (18) | 20.351 (15) | 145.16 km/h (7)  | 32.770 (7)  | 113.92 km/h (20) | 45.830 (16) | 136.95 km/h (20) | 1:45.959 (16) | 101.93 km/h  |
| Lauf 2:                       | 2.995 (17)                | 2.626 (23) | 18.888 (15) | 166.67 km/h (10) | 30.180 (11)   | 116.88 km/h (23) | 44.004 (19) | 140.21 km/h (21) | 1:38.693 (19) | 109.43 km/h  |
| <b>62 ZAUGG Markus</b>        | <b>Opel Kadett C</b>      |            | <b>CHE</b>  |                  |    |                  |             |                  |               |              |
| Lauf 1:                       | 3.729 (10)                | 2.594 (13) | 19.011 (7)  | 142.86 km/h (10) | 32.957 (10)   | 115.38 km/h (19) | 45.076 (14) | 144.00 km/h (16) | 1:43.367 (13) | 104.48 km/h  |
| Lauf 2:                       | 3.005 (18)                | 2.395 (21) | 17.483 (9)  | 176.47 km/h (9)  | 28.637 (9)  | 124.14 km/h (19) | 41.477 (13) | 148.38 km/h (17) | 1:32.997 (14) | 116.13 km/h  |
| <b>63 BURRI Andreas</b>       | <b>Opel Kadett C</b>      |            | <b>CHE</b>  |                  |    |                  |             |                  |               |              |
| Lauf 1:                       | 3.803 (13)                | 2.459 (6)  | 19.034 (8)  | 139.53 km/h (11) | 32.823 (8)  | 128.57 km/h (10) | 43.987 (7)  | 156.78 km/h (7)  | 1:42.106 (12) | 105.77 km/h  |
| Lauf 2:                       | 2.820 (4)                 | 2.102 (7)  | * ()        | * ()             | * ()  | 135.34 km/h (10) | 40.301 (9)  | 158.59 km/h (8)  | 1:30.884 (10) | 118.83 km/h  |
| <b>64 VALLAT Patrick</b>      | <b>VW Golf</b>            |            | <b>CHE</b>  |                  |    |                  |             |                  |               |              |
| Lauf 1:                       | 3.883 (16)                | 2.449 (5)  | 18.108 (3)  | 145.16 km/h (7)  | 32.078 (5)  | 132.35 km/h (4)  | 43.177 (4)  | 157.12 km/h (5)  | 1:39.695 (6)  | 108.33 km/h  |
| Lauf 2:                       | 2.878 (11)                | 2.115 (8)  | * ()        | * ()             | * ()  | 137.40 km/h (6)  | 38.887 (4)  | 161.16 km/h (5)  | 1:26.899 (4)  | 124.28 km/h  |
| <b>65 HOLLENSTEIN Markus</b>  | <b>VW Golf 1 GTI</b>      |            | <b>CHE</b>  |                  |    |                  |             |                  |               |              |
| Lauf 1:                       | 3.776 (12)                | 2.479 (8)  | * ()        | * ()             | * ()  | 125.87 km/h (13) | 43.458 (5)  | 152.70 km/h (10) | 1:39.369 (5)  | 108.69 km/h  |
| Lauf 2:                       | 2.968 (15)                | 2.242 (18) | * ()        | * ()             | * ()  | 128.57 km/h (16) | 41.105 (11) | 150.94 km/h (15) | 1:31.790 (12) | 117.66 km/h  |
| <b>66 SCHORDERET Yann</b>     | <b>VW Golf MK2</b>        |            | <b>CHE</b>  |                  |    |                  |             |                  |               |              |
| Lauf 1:                       | 3.534 (5)                 | 2.584 (12) | 19.679 (11) | 137.40 km/h (13) | 34.456 (14)   | 133.33 km/h (3)  | 44.881 (13) | 156.10 km/h (8)  | 1:45.134 (15) | 102.73 km/h  |
| Lauf 2:                       | 2.877 (9)                 | 2.136 (11) | * ()        | * ()             | * ()  | 139.53 km/h (3)  | 39.647 (7)  | 163.08 km/h (3)  | 1:30.583 (9)  | 119.23 km/h  |
| <b>67 NIEDERBERGER Philip</b> | <b>Opel Kadett C City</b> |            | <b>CHE</b>  |                  |  |                  |             |                  |               |              |
| Lauf 1:                       | 3.674 (9)                 | 2.372 (1)  | 19.042 (9)  | 138.46 km/h (12) | 32.877 (9)  | 132.35 km/h (4)  | 44.038 (8)  | 150.63 km/h (12) | 1:42.003 (11) | 105.88 km/h  |
| Lauf 2:                       | 2.866 (8)                 | 2.037 (1)  | 16.170 (5)  | 185.57 km/h (6)  | 27.750 (7)  | 136.36 km/h (8)  | 39.517 (6)  | 160.45 km/h (6)  | 1:28.340 (6)  | 122.25 km/h  |
| <b>68 FREI Thomas</b>         | <b>Opel Kadett C</b>      |            | <b>CHE</b>  |                  |  |                  |             |                  |               |              |
| Lauf 1:                       | 2.998 (2)                 | 3.367 (20) | 18.917 (6)  | 160.71 km/h (2)  | 31.641 (4)  | 120.81 km/h (16) | 44.691 (11) | 145.60 km/h (15) | 1:41.614 (9)  | 106.28 km/h  |
| Lauf 2:                       | 2.857 (6)                 | 2.129 (10) | 16.753 (8)  | 181.82 km/h (8)  | 26.943 (5)  | 129.50 km/h (14) | 39.862 (8)  | 150.63 km/h (16) | 1:28.544 (7)  | 121.97 km/h  |
| <b>69 LEUTENEGGER René</b>    | <b>Opel Kadett C</b>      |            | <b>CHE</b>  |                  |  |                  |             |                  |               |              |
| Lauf 1:                       | 0.433 (1)                 | 5.656 (21) | 17.257 (1)  | 163.64 km/h (1)  | 30.851 (2)  | 131.39 km/h (7)  | 42.555 (3)  | 158.94 km/h (4)  | 1:36.752 (2)  | 111.63 km/h  |
| Lauf 2:                       | 2.844 (5)                 | 2.063 (3)  | 16.300 (6)  | 189.47 km/h (4)  | 27.474 (6)  | 136.36 km/h (8)  | 38.864 (3)  | 162.25 km/h (4)  | 1:27.545 (5)  | 123.37 km/h  |

DNS = nicht gestartet | DNF = ausgefallen | DNC = nicht gewertet | DSQ = disqualifiziert

## Rennen - Sektorzeiten & Speeds









|                           | 30m                       | 30m-80m    | Sektor 3   | Speed 3         | Sektor 4  | Speed 4         | Sektor 5    | Speed Ziel       | Laufzeit      | Speed (Lauf) |
|---------------------------|---------------------------|------------|------------|-----------------|---|-----------------|-------------|------------------|---------------|--------------|
| <b>70 OCHSNER Jürg</b>    | <b>Opel Kadett C</b>      |            | <b>CHE</b> |                 |  |                 |             |                  |               |              |
| Lauf 1:                   | 3.530 (4)                 | 2.557 (10) | * ( )      | * ( )           | * ( )   | 132.35 km/h (4) | 44.090 (9)  | 163.92 km/h (2)  | 1:41.750 (10) | 106.14 km/h  |
| Lauf 2:                   | 3.021 (21)                | 2.059 (2)  | 15.714 (2) | 191.49 km/h (3) | 26.877 (3)  | 139.53 km/h (3) | 41.919 (15) | 156.86 km/h (10) | 1:29.590 (8)  | 120.55 km/h  |
| <b>71 DONZÉ Arnaud</b>    | <b>VW Golf HPR</b>        |            | <b>CHE</b> |                 |  |                 |             |                  |               |              |
| Lauf 1:                   | 4.145 (20)                | 2.601 (14) | 17.636 (2) | 155.17 km/h (4) | 30.835 (1)  | 135.34 km/h (2) | 42.251 (2)  | 161.89 km/h (3)  | 1:37.468 (3)  | 110.81 km/h  |
| Lauf 2:                   | 2.929 (13)                | 2.141 (12) | 15.878 (3) | 193.55 km/h (2) | 26.924 (4)  | 140.62 km/h (2) | 38.501 (2)  | 166.19 km/h (2)  | 1:26.373 (2)  | 125.04 km/h  |
| <b>72 MONNIER Ludovic</b> | <b>VW Golf STW</b>        |            | <b>CHE</b> |                 |  |                 |             |                  |               |              |
| Lauf 1:                   | * ( )                     | * ( )      | * ( )      | * ( )           | * ( )   | * ( )           | * ( )       | * ( )            | DNS ( )       | * ( )        |
| Lauf 2:                   | 2.901 (12)                | 2.186 (13) | * ( )      | * ( )           | * ( )   | 139.53 km/h (3) | * ( )       | * ( )            | DNF ( )       | * ( )        |
| <b>73 GEERING Marco</b>   | <b>Opel Kadett C GT/E</b> |            | <b>CHE</b> |                 |  |                 |             |                  |               |              |
| Lauf 1:                   | 3.743 (11)                | 2.436 (4)  | * ( )      | * ( )           | * ( )   | 130.43 km/h (8) | 45.095 (15) | 157.12 km/h (5)  | 1:38.759 (4)  | 109.36 km/h  |
| Lauf 2:                   | 2.689 (1)                 | 2.068 (4)  | 15.930 (4) | 187.50 km/h (5) | 26.656 (2)  | 137.40 km/h (6) | 39.367 (5)  | 158.24 km/h (9)  | 1:26.710 (3)  | 124.55 km/h  |
| <b>74 BURRI Stephan</b>   | <b>VW Scirocco</b>        |            | <b>CHE</b> |                 |  |                 |             |                  |               |              |
| Lauf 1:                   | 3.252 (3)                 | 2.383 (2)  | * ( )      | * ( )           | * ( )   | 139.53 km/h (1) | 41.017 (1)  | 170.31 km/h (1)  | 1:34.047 (1)  | 114.84 km/h  |
| Lauf 2:                   | 2.857 (6)                 | 2.082 (5)  | 15.188 (1) | 200.00 km/h (1) | 25.911 (1)  | 145.16 km/h (1) | 37.443 (1)  | 170.72 km/h (1)  | 1:23.481 (1)  | 129.37 km/h  |

### Gruppe Interswiss 2001 bis 2500 ccm

|                           | 30m                       | 30m-80m   | Sektor 3   | Speed 3         | Sektor 4  | Speed 4         | Sektor 5   | Speed Ziel      | Laufzeit     | Speed (Lauf) |
|---------------------------|---------------------------|-----------|------------|-----------------|---|-----------------|------------|-----------------|--------------|--------------|
| <b>75 MARTY Roman</b>     | <b>Opel Kadett C GT/E</b> |           | <b>CHE</b> |                 |  |                 |            |                 |              |              |
| Lauf 1:                   | 3.468 (2)                 | 2.413 (6) | * ( )      | * ( )           | * ( )   | 131.39 km/h (2) | 43.223 (2) | 158.24 km/h (2) | 1:40.289 (2) | 107.69 km/h  |
| Lauf 2:                   | 2.841 (7)                 | 2.056 (2) | 41.495 (7) | 183.67 km/h (1) | 2.701 (1)   | 135.34 km/h (2) | 39.958 (3) | 158.94 km/h (3) | 1:29.051 (2) | 121.28 km/h  |
| <b>76 KNAUS Christian</b> | <b>Opel Kadett C 8V</b>   |           | <b>CHE</b> |                 |  |                 |            |                 |              |              |
| Lauf 1:                   | 4.106 (7)                 | 2.187 (3) | * ( )      | * ( )           | * ( )   | 127.66 km/h (5) | 42.769 (1) | 156.35 km/h (3) | 1:38.003 (1) | 110.20 km/h  |
| Lauf 2:                   | 2.752 (4)                 | 2.125 (5) | * ( )      | * ( )           | * ( )   | 131.39 km/h (4) | 39.938 (2) | 157.81 km/h (4) | 1:29.676 (3) | 120.43 km/h  |








DNS = nicht gestartet | DNF = ausgefallen | DNC = nicht gewertet | DSQ = disqualifiziert

## Rennen - Sektorzeiten & Speeds

|                              | 30m                        | 30m-80m    | Sektor 3   | Speed 3         | Sektor 4  | Speed 4          | Sektor 5    | Speed Ziel       | Laufzeit      | Speed (Lauf) |
|------------------------------|----------------------------|------------|------------|-----------------|---|------------------|-------------|------------------|---------------|--------------|
| <b>77 EBERLE Harry</b>       | <b>Opel Kadett C</b>       |            | <b>CHE</b> |                 |    |                  |             |                  |               |              |
| Lauf 1:                      | 4.435 (9)                  | 2.456 (7)  | * ( )      | * ( )           | * ( )   | 124.14 km/h (7)  | 45.179 (9)  | 148.38 km/h (10) | 1:43.431 (8)  | 104.42 km/h  |
| Lauf 2:                      | 2.825 (6)                  | 2.177 (10) | 17.167 (4) | 176.47 km/h (3) | 28.634 (4)  | 126.76 km/h (10) | 40.955 (7)  | 148.38 km/h (10) | 1:31.758 (7)  | 117.70 km/h  |
| <b>78 BURRI Rolf</b>         | <b>Opel Ascona B</b>       |            | <b>CHE</b> |                 |    |                  |             |                  |               |              |
| Lauf 1:                      | 3.537 (3)                  | 2.485 (8)  | * ( )      | * ( )           | * ( )   | 123.29 km/h (9)  | 44.693 (6)  | 149.07 km/h (8)  | 1:42.459 (5)  | 105.41 km/h  |
| Lauf 2:                      | 2.860 (8)                  | 2.170 (9)  | 17.095 (3) | * ( )           | 28.478 (3)  | 128.57 km/h (9)  | 41.392 (8)  | 150.94 km/h (9)  | 1:31.995 (8)  | 117.40 km/h  |
| <b>79 ETTER Andre</b>        | <b>Opel Kadett C</b>       |            | <b>CHE</b> |                 |    |                  |             |                  |               |              |
| Lauf 1:                      | 4.159 (8)                  | 2.091 (1)  | * ( )      | * ( )           | * ( )   | 128.57 km/h (4)  | 44.240 (4)  | 154.67 km/h (5)  | 1:42.767 (6)  | 105.09 km/h  |
| Lauf 2:                      | 3.101 (10)                 | 2.118 (4)  | 17.185 (5) | 163.64 km/h (4) | 28.948 (5)  | 131.39 km/h (4)  | 41.600 (9)  | 157.46 km/h (5)  | 1:32.952 (9)  | 116.19 km/h  |
| <b>80 SUTTER Bruno</b>       | <b>BMW E30 M3 Gruppe A</b> |            | <b>CHE</b> |                 |    |                  |             |                  |               |              |
| Lauf 1:                      | 4.099 (6)                  | 2.664 (10) | * ( )      | * ( )           | * ( )   | 122.45 km/h (10) | 47.630 (10) | 153.68 km/h (6)  | 1:52.803 (10) | 95.74 km/h   |
| Lauf 2:                      | 2.808 (5)                  | 2.143 (7)  | 18.287 (6) | 145.16 km/h (6) | 32.630 (7)  | 130.43 km/h (6)  | 44.176 (10) | 155.76 km/h (6)  | 1:40.044 (10) | 107.95 km/h  |
| <b>81 DOBLER Albert</b>      | <b>BMW M3 DTM 1/37</b>     |            | <b>CHE</b> |                 |    |                  |             |                  |               |              |
| Lauf 1:                      | 4.555 (10)                 | 2.595 (9)  | * ( )      | * ( )           | * ( )   | 129.50 km/h (3)  | 44.860 (7)  | 156.35 km/h (3)  | 1:44.464 (9)  | 103.38 km/h  |
| Lauf 2:                      | 2.691 (2)                  | 2.147 (8)  | 17.039 (2) | 159.29 km/h (5) | 29.027 (6)  | 134.33 km/h (3)  | 40.337 (4)  | 159.65 km/h (2)  | 1:31.241 (6)  | 118.37 km/h  |
| <b>82 AESCHLIMANN Daniel</b> | <b>Opel Kadett C</b>       |            | <b>CHE</b> |                 |    |                  |             |                  |               |              |
| Lauf 1:                      | 3.638 (5)                  | 2.362 (4)  | * ( )      | * ( )           | * ( )   | 124.14 km/h (7)  | 44.275 (5)  | 153.03 km/h (7)  | 1:41.438 (3)  | 106.47 km/h  |
| Lauf 2:                      | 2.963 (9)                  | 2.129 (6)  | * ( )      | * ( )           | * ( )   | 129.50 km/h (7)  | 40.912 (6)  | 151.98 km/h (8)  | 1:30.386 (5)  | 119.49 km/h  |
| <b>83 BANZ Armin</b>         | <b>Opel Kadett C 16 V</b>  |            | <b>CHE</b> |                 |  |                  |             |                  |               |              |
| Lauf 1:                      | 3.054 (1)                  | 2.160 (2)  | * ( )      | * ( )           | * ( )   | 133.33 km/h (1)  | 44.106 (3)  | 163.45 km/h (1)  | 1:43.073 (7)  | 104.78 km/h  |
| Lauf 2:                      | 2.508 (1)                  | 1.925 (1)  | * ( )      | * ( )           | * ( )   | 141.73 km/h (1)  | 39.505 (1)  | 165.42 km/h (1)  | 1:27.239 (1)  | 123.80 km/h  |
| <b>84 BANZ Urs</b>           | <b>Opel Ascona B 16 V</b>  |            | <b>CHE</b> |                 |  |                  |             |                  |               |              |
| Lauf 1:                      | 3.592 (4)                  | 2.396 (5)  | * ( )      | * ( )           | * ( )   | 125.00 km/h (6)  | 45.060 (8)  | 148.99 km/h (9)  | 1:41.746 (4)  | 106.15 km/h  |
| Lauf 2:                      | 2.698 (3)                  | 2.069 (3)  | 16.589 (1) | 180.00 km/h (2) | 28.129 (2)  | 129.50 km/h (7)  | 40.592 (5)  | 154.26 km/h (7)  | 1:30.077 (4)  | 119.90 km/h  |

DNS = nicht gestartet | DNF = ausgefallen | DNC = nicht gewertet | DSQ = disqualifiziert


## Rennen - Sektorzeiten & Speeds

| Gruppe Interswiss 2501 bis 3500 ccm |                           |       |                              |       |            |        |   |             |          |        |         |             |          |        |            |             |          |          |              |             |
|-------------------------------------|---------------------------|-------|------------------------------|-------|------------|--------|---|-------------|----------|--------|---------|-------------|----------|--------|------------|-------------|----------|----------|--------------|-------------|
|                                     | 30m                       |       | 30m-80m                      |       | Sektor 3   |        | Speed 3   |             | Sektor 4 |        | Speed 4 |             | Sektor 5 |        | Speed Ziel |             | Laufzeit |          | Speed (Lauf) |             |
| 86                                  | <b>MARTE Marco</b>        |       | <b>BMW M3</b>                |       | <b>CHE</b> |        |    |             |          |        |         |             |          |        |            |             |          |          |              |             |
|                                     | Lauf 1:                   | 3.389 | (4)                          | 2.528 | (4)        | 20.133 | (3)   | *           | ( )      | 34.415 | (3)     | 125.87 km/h | (3)      | 45.147 | (4)        | 155.42 km/h | (3)      | 1:45.612 | (4)          | 102.26 km/h |
|                                     | Lauf 2:                   | 2.800 | (4)                          | 2.178 | (3)        | 17.464 | (2)   | 171.43 km/h | (2)      | 30.101 | (2)     | 127.66 km/h | (4)      | 41.587 | (3)        | 157.12 km/h | (3)      | 1:34.130 | (4)          | 114.73 km/h |
| 87                                  | <b>PRAPLAN Basile</b>     |       | <b>Ford Sierra Cosworth</b>  |       | <b>CHE</b> |        |    |             |          |        |         |             |          |        |            |             |          |          |              |             |
|                                     | Lauf 1:                   | 2.749 | (2)                          | 2.287 | (3)        | 19.148 | (2)   | *           | ( )      | 32.873 | (2)     | 120.81 km/h | (4)      | 44.734 | (3)        | 148.38 km/h | (4)      | 1:41.791 | (3)          | 106.10 km/h |
|                                     | Lauf 2:                   | 2.634 | (3)                          | 2.228 | (4)        | 17.433 | (1)   | 173.08 km/h | (1)      | 29.685 | (1)     | 128.57 km/h | (3)      | 41.729 | (4)        | 153.35 km/h | (4)      | 1:33.709 | (3)          | 115.25 km/h |
| 88                                  | <b>ZENKLUSEN Vanessa</b>  |       | <b>Subaru Impreza Type R</b> |       | <b>CHE</b> |        |    |             |          |        |         |             |          |        |            |             |          |          |              |             |
|                                     | Lauf 1:                   | 2.765 | (3)                          | 2.052 | (1)        | *      | ( )   | *           | ( )      | *      | ( )     | 144.00 km/h | (1)      | 41.443 | (2)        | 175.08 km/h | (1)      | 1:35.591 | (2)          | 112.98 km/h |
|                                     | Lauf 2:                   | 2.465 | (2)                          | 1.936 | (1)        | *      | ( )   | *           | ( )      | *      | ( )     | 148.76 km/h | (1)      | 38.375 | (2)        | 173.70 km/h | (1)      | 1:26.944 | (2)          | 124.22 km/h |
| 89                                  | <b>VON ROTZ Dominic</b>   |       | <b>Audi A4 B5 Quattro</b>    |       | <b>CHE</b> |        |    |             |          |        |         |             |          |        |            |             |          |          |              |             |
|                                     | Lauf 1:                   | 2.691 | (1)                          | 2.058 | (2)        | 16.542 | (1)   | 169.81 km/h | (1)      | 29.780 | (1)     | 142.86 km/h | (2)      | 39.556 | (1)        | 170.31 km/h | (2)      | 1:30.627 | (1)          | 119.17 km/h |
|                                     | Lauf 2:                   | 2.202 | (1)                          | 1.970 | (2)        | *      | ( )   | *           | ( )      | *      | ( )     | 146.34 km/h | (2)      | 38.142 | (1)        | 170.72 km/h | (2)      | 1:25.316 | (1)          | 126.59 km/h |
| Gruppe Interswiss über 3501 ccm     |                           |       |                              |       |            |        |   |             |          |        |         |             |          |        |            |             |          |          |              |             |
|                                     | 30m                       |       | 30m-80m                      |       | Sektor 3   |        | Speed 3   |             | Sektor 4 |        | Speed 4 |             | Sektor 5 |        | Speed Ziel |             | Laufzeit |          | Speed (Lauf) |             |
| 90                                  | <b>ZWAHLEN Christoph</b>  |       | <b>Porsche 997 GT3 Cup</b>   |       | <b>CHE</b> |        |   |             |          |        |         |             |          |        |            |             |          |          |              |             |
|                                     | Lauf 1:                   | 3.081 | (2)                          | 2.123 | (3)        | 16.569 | (2)   | 163.64 km/h | (2)      | 28.973 | (2)     | 146.34 km/h | (1)      | 39.817 | (2)        | 176.36 km/h | (3)      | 1:30.563 | (2)          | 119.25 km/h |
|                                     | Lauf 2:                   | 2.349 | (1)                          | 1.860 | (2)        | *      | ( )   | *           | ( )      | *      | ( )     | 147.54 km/h | (4)      | 37.912 | (4)        | 178.66 km/h | (4)      | 1:23.952 | (3)          | 128.64 km/h |
| 91                                  | <b>CATTIN Nicolas</b>     |       | <b>Porsche 991 GT3 Cup</b>   |       | <b>CHE</b> |        |  |             |          |        |         |             |          |        |            |             |          |          |              |             |
|                                     | Lauf 1:                   | 3.185 | (3)                          | 2.110 | (2)        | 16.865 | (3)   | 162.16 km/h | (3)      | 30.774 | (3)     | 144.00 km/h | (3)      | 40.184 | (3)        | 176.90 km/h | (2)      | 1:33.118 | (3)          | 115.98 km/h |
|                                     | Lauf 2:                   | 2.453 | (2)                          | 1.851 | (1)        | 15.022 | (2)   | 189.47 km/h | (2)      | 27.335 | (2)     | 148.76 km/h | (2)      | 37.037 | (2)        | 182.39 km/h | (2)      | 1:23.698 | (2)          | 129.04 km/h |
| 92                                  | <b>CHIQUITA Jean Paul</b> |       | <b>Porsche GT3 CUP RPM</b>   |       | <b>CHE</b> |        |  |             |          |        |         |             |          |        |            |             |          |          |              |             |
|                                     | Lauf 1:                   | *     | ( )                          | *     | ( )        | *      | ( )   | *           | ( )      | *      | ( )     | *           | ( )      | *      | ( )        | *           | ( )      | DNS      | ( )          | *           |
|                                     | Lauf 2:                   | 2.636 | (4)                          | 1.861 | (3)        | 15.484 | (3)   | 180.00 km/h | (3)      | 27.954 | (3)     | 150.00 km/h | (1)      | 37.127 | (3)        | 182.51 km/h | (1)      | 1:25.062 | (4)          | 126.97 km/h |


DNS = nicht gestartet | DNF = ausgefallen | DNC = nicht gewertet | DSQ = disqualifiziert



## Rennen - Sektorzeiten & Speeds

|                          | 30m                      | 30m-80m   | Sektor 3   | Speed 3         | Sektor 4  | Speed 4         | Sektor 5   | Speed Ziel      | Laufzeit     | Speed (Lauf) |
|--------------------------|--------------------------|-----------|------------|-----------------|---|-----------------|------------|-----------------|--------------|--------------|
| 93 <b>SAWATZKI Bruno</b> | <b>Porsche 991.1 Cup</b> |           | <b>CHE</b> |                 |  |                 |            |                 |              |              |
| Lauf 1:                  | 2.950 (1)                | 1.983 (1) | 15.978 (1) | 176.47 km/h (1) | 28.722 (1)  | 146.34 km/h (1) | 38.404 (1) | 180.11 km/h (1) | 1:28.037 (1) | 122.68 km/h  |
| Lauf 2:                  | 2.624 (3)                | 1.883 (4) | 14.867 (1) | 206.90 km/h (1) | 25.943 (1)  | 148.76 km/h (2) | 36.211 (1) | 181.93 km/h (3) | 1:21.528 (1) | 132.47 km/h  |

### Gruppe E2-SC (Sportscars) bis 1600 ccm

|                            | 30m                    | 30m-80m   | Sektor 3   | Speed 3         | Sektor 4  | Speed 4         | Sektor 5   | Speed Ziel      | Laufzeit     | Speed (Lauf) |
|----------------------------|------------------------|-----------|------------|-----------------|---|-----------------|------------|-----------------|--------------|--------------|
| 31 <b>SCOLARO Antonino</b> | <b>Nova Proto NP03</b> |           | <b>CHE</b> |                 |  |                 |            |                 |              |              |
| Lauf 1:                    | 3.229 (1)              | 2.297 (1) | 20.216 (1) | 137.40 km/h (1) | 36.215 (1)  | 144.00 km/h (1) | 44.866 (1) | 172.04 km/h (1) | 1:46.823 (1) | 101.10 km/h  |
| Lauf 2:                    | 2.565 (1)              | 1.779 (1) | 14.349 (1) | 202.25 km/h (1) | 26.100 (1)  | 160.71 km/h (1) | 35.345 (1) | 192.00 km/h (1) | 1:20.138 (1) | 134.77 km/h  |




### Gruppe E2-SC (Sportscars) 1601 bis 2000 ccm

|                             | 30m                              | 30m-80m   | Sektor 3   | Speed 3         | Sektor 4  | Speed 4         | Sektor 5   | Speed Ziel      | Laufzeit     | Speed (Lauf) |
|-----------------------------|----------------------------------|-----------|------------|-----------------|---|-----------------|------------|-----------------|--------------|--------------|
| 27 <b>LAMPERT Christoph</b> | <b>Nova Proto NP01</b>           |           | <b>AUT</b> |                 |    |                 |            |                 |              |              |
| Lauf 1:                     | 2.894 (1)                        | 1.921 (1) | 13.791 (1) | * ()            | 25.576 (1)  | 171.43 km/h (1) | 34.281 (1) | ≥196 km/h (1)   | 1:18.463 (1) | 137.64 km/h  |
| Lauf 2:                     | 2.422 (3)                        | 1.663 (1) | 12.657 (2) | 240.00 km/h (1) | 22.086 (1)  | 180.00 km/h (1) | 31.577 (1) | ≥196 km/h (1)   | 1:10.405 (1) | 153.40 km/h  |
| 28 <b>ZEMP Michel</b>       | <b>Norma M20FC Helftec-Honda</b> |           | <b>CHE</b> |                 |  |                 |            |                 |              |              |
| Lauf 1:                     | 3.097 (2)                        | 2.148 (2) | 14.514 (2) | * ()            | 28.025 (2)  | 157.89 km/h (2) | 38.103 (2) | 195.92 km/h (2) | 1:25.887 (2) | 125.75 km/h  |
| Lauf 2:                     | 2.415 (2)                        | 1.703 (2) | 12.601 (1) | 240.00 km/h (1) | 22.420 (2)  | 173.08 km/h (2) | 32.615 (2) | 187.38 km/h (2) | 1:11.754 (2) | 150.51 km/h  |
| 29 <b>FROIDEVAUX Jimmy</b>  | <b>Norma M20F</b>                |           | <b>CHE</b> |                 |  |                 |            |                 |              |              |
| Lauf 1:                     | 3.503 (3)                        | 2.388 (3) | 18.897 (3) | 146.34 km/h (1) | 32.156 (3)  | 142.86 km/h (3) | 41.876 (3) | 172.87 km/h (3) | 1:38.820 (3) | 109.29 km/h  |
| Lauf 2:                     | 2.305 (1)                        | 1.823 (3) | * ()       | * ()            | * ()  | 150.00 km/h (3) | 37.294 (3) | 178.22 km/h (3) | 1:23.772 (3) | 128.92 km/h  |



DNS = nicht gestartet | DNF = ausgefallen | DNC = nicht gewertet | DSQ = disqualifiziert

## Rennen - Sektorzeiten & Speeds

### Gruppe E2-SC (Sportscars) 2501 bis 3000 ccm










|                          | 30m                                  | 30m-80m   | Sektor 3   | Speed 3         | Sektor 4  | Speed 4         | Sektor 5   | Speed Ziel    | Laufzeit     | Speed (Lauf) |
|--------------------------|--------------------------------------|-----------|------------|-----------------|---|-----------------|------------|---------------|--------------|--------------|
| <b>23 FAUSTINI Robin</b> | <b>Nova Proto NP01 EMAP</b>          |           | <b>CHE</b> |                 |  |                 |            |               |              |              |
| Lauf 1:                  | 3.334 (2)                            | 2.099 (2) | 13.423 (1) | 202.25 km/h (1) | 25.133 (1)  | 180.00 km/h (1) | 34.157 (1) | ≥196 km/h (1) | 1:18.146 (1) | 138.20 km/h  |
| Lauf 2:                  | 2.666 (2)                            | 1.726 (1) | 11.955 (1) | 253.52 km/h (1) | 21.296 (1)  | 191.49 km/h (1) | 30.536 (1) | ≥196 km/h (1) | 1:08.179 (1) | 158.41 km/h  |
| <b>24 AMWEG Thomas</b>   | <b>Nova Proto NP01 Helftec Turbo</b> |           | <b>CHE</b> |                 |  |                 |            |               |              |              |
| Lauf 1:                  | 3.222 (1)                            | 1.993 (1) | 15.357 (2) | 169.81 km/h (2) | 27.921 (2)  | 169.81 km/h (2) | 36.476 (2) | ≥196 km/h (1) | 1:24.969 (2) | 127.11 km/h  |
| Lauf 2:                  | 2.734 (3)                            | 1.798 (3) | 12.298 (2) | * ()            | 22.542 (2)  | 176.47 km/h (2) | 32.565 (2) | ≥196 km/h (1) | 1:11.937 (2) | 150.13 km/h  |
| <b>26 NOLL Benjamin</b>  | <b>Osella PA30 Zytek LRM</b>         |           | <b>DEU</b> |                 |  |                 |            |               |              |              |
| Lauf 1:                  | 4.067 (3)                            | 2.497 (3) | 16.998 (3) | 142.86 km/h (3) | 33.104 (3)  | 160.71 km/h (3) | 40.885 (3) | ≥196 km/h (1) | 1:37.551 (3) | 110.71 km/h  |
| Lauf 2:                  | 2.359 (1)                            | 1.755 (2) | * ()       | * ()            | * ()  | 174.76 km/h (3) | 33.364 (3) | ≥196 km/h (1) | 1:13.998 (3) | 145.95 km/h  |

### Gruppe E2-SS (Single Seater) 1151 bis 1600 ccm

|                            | 30m                           | 30m-80m   | Sektor 3   | Speed 3         | Sektor 4  | Speed 4         | Sektor 5   | Speed Ziel      | Laufzeit     | Speed (Lauf) |
|----------------------------|-------------------------------|-----------|------------|-----------------|---|-----------------|------------|-----------------|--------------|--------------|
| <b>20 MOREL Eric</b>       | <b>Tatuus Renault Monza</b>   |           | <b>CHE</b> |                 |    |                 |            |                 |              |              |
| Lauf 1:                    | 3.673 (2)                     | 2.402 (2) | 19.029 (2) | 152.54 km/h (1) | 36.193 (2)  | 116.13 km/h (2) | 48.735 (2) | 136.36 km/h (2) | 1:50.032 (2) | 98.15 km/h   |
| Lauf 2:                    | 2.488 (2)                     | 2.165 (2) | * ()       | * ()            | * ()  | 122.45 km/h (2) | 42.544 (2) | 145.90 km/h (2) | 1:33.688 (2) | 115.28 km/h  |
| <b>21 MÜLLER Christian</b> | <b>Formel BMW FB02 Daltec</b> |           | <b>CHE</b> |                 |  |                 |            |                 |              |              |
| Lauf 1:                    | 3.595 (1)                     | 2.385 (1) | 18.719 (1) | * ()            | 31.349 (1)  | 128.57 km/h (1) | 43.539 (1) | 152.30 km/h (1) | 1:39.587 (1) | 108.45 km/h  |
| Lauf 2:                    | 2.482 (1)                     | 2.069 (1) | 17.368 (1) | * ()            | 28.571 (1)  | 130.43 km/h (1) | 40.790 (1) | 153.27 km/h (1) | 1:31.280 (1) | 118.32 km/h  |







DNS = nicht gestartet | DNF = ausgefallen | DNC = nicht gewertet | DSQ = disqualifiziert

## Rennen - Sektorzeiten & Speeds


| Gruppe E2-SS (Single Seater) 1601 bis 2000 ccm |                               |            |                                  |            |                 |            |                  |                  |   |                  |               |             |          |  |            |  |          |  |              |  |
|--|-------------------------------|------------|----------------------------------|------------|-----------------|------------|------------------|------------------|---|------------------|---------------|-------------|----------|--|------------|--|----------|--|--------------|--|
|  | 30m                           |            | 30m-80m                          |            | Sektor 3        |            | Speed 3          |                  | Sektor 4  |                  | Speed 4       |             | Sektor 5 |  | Speed Ziel |  | Laufzeit |  | Speed (Lauf) |  |
| 5  | <b>EGLI Philip</b>            |            | <b>Dallara F393 EPR-7</b>        |            | <b>CHE</b>      |            |                  |                  |    |                  |               |             |          |  |            |  |          |  |              |  |
|  | Lauf 1:                       | 3.385 (9)  | 2.257 (7)                        | 16.692 (4) | *               | ( )        | 28.433 (2)       | 153.85 km/h (3)  | 38.263 (4)  | 180.56 km/h (4)  | 1:29.030 (5)  | 121.31 km/h |          |  |            |  |          |  |              |  |
|  | Lauf 2:                       | 2.436 (10) | 1.739 (6)                        | 14.239 (3) | 211.76 km/h (3) | 25.406 (3) | 157.89 km/h (4)  | 35.079 (4)       | 182.97 km/h (4)   | 1:18.899 (4)     | 136.88 km/h   |             |          |  |            |  |          |  |              |  |
| 6  | <b>BURGERMEISTER Joel</b>     |            | <b>Tatuus Formel 4 Evo</b>       |            | <b>CHE</b>      |            |                  |                  |    |                  |               |             |          |  |            |  |          |  |              |  |
|  | Lauf 1:                       | 2.942 (2)  | 1.981 (1)                        | * ( )      | *               | ( )        | * ( )            | 166.67 km/h (1)  | 35.239 (1)  | ≥196 km/h (1)    | 1:20.485 (1)  | 134.19 km/h |          |  |            |  |          |  |              |  |
|  | Lauf 2:                       | 2.207 (3)  | 1.641 (1)                        | * ( )      | *               | ( )        | * ( )            | * ( )            | * ( )   | * ( )            | DNF ( )       | *           |          |  |            |  |          |  |              |  |
| 7  | <b>RYTER Lionel</b>           |            | <b>Tatuus Renault 2.0</b>        |            | <b>CHE</b>      |            |                  |                  |    |                  |               |             |          |  |            |  |          |  |              |  |
|  | Lauf 1:                       | 2.984 (3)  | 2.008 (2)                        | 16.195 (2) | 168.22 km/h (4) | 28.440 (3) | 146.34 km/h (7)  | 38.909 (5)       | 174.65 km/h (6)   | 1:28.536 (4)     | 121.98 km/h   |             |          |  |            |  |          |  |              |  |
|  | Lauf 2:                       | 2.310 (6)  | 1.801 (8)                        | * ( )      | *               | ( )        | * ( )            | 148.76 km/h (8)  | 35.292 (5)  | 175.93 km/h (8)  | 1:19.397 (5)  | 136.03 km/h |          |  |            |  |          |  |              |  |
| 8  | <b>BALMER Christian</b>       |            | <b>Tatuus FM</b>                 |            | <b>CHE</b>      |            |                  |                  |    |                  |               |             |          |  |            |  |          |  |              |  |
|  | Lauf 1:                       | * ( )      | * ( )                            | * ( )      | *               | ( )        | * ( )            | * ( )            | * ( )   | * ( )            | DNF ( )       | *           |          |  |            |  |          |  |              |  |
|  | Lauf 2:                       | 2.272 (5)  | 1.683 (2)                        | * ( )      | *               | ( )        | * ( )            | 165.14 km/h (2)  | 34.377 (2)  | 194.33 km/h (2)  | 1:16.920 (3)  | 140.41 km/h |          |  |            |  |          |  |              |  |
| 9  | <b>BOSSY Roland</b>           |            | <b>Tatuus Formule 2 master</b>   |            | <b>CHE</b>      |            |                  |                  |    |                  |               |             |          |  |            |  |          |  |              |  |
|  | Lauf 1:                       | 2.894 (1)  | 2.032 (3)                        | * ( )      | *               | ( )        | * ( )            | 157.89 km/h (2)  | 37.557 (3)  | 188.85 km/h (2)  | 1:25.893 (3)  | 125.74 km/h |          |  |            |  |          |  |              |  |
|  | Lauf 2:                       | 2.439 (11) | 1.720 (3)                        | * ( )      | *               | ( )        | * ( )            | 162.16 km/h (3)  | 33.788 (1)  | 192.64 km/h (3)  | 1:14.973 (1)  | 144.05 km/h |          |  |            |  |          |  |              |  |
| 10   | <b>BITTEL Lilian</b>          |            | <b>Renault Tatuus</b>            |            | <b>CHE</b>      |            |                  |                  |    |                  |               |             |          |  |            |  |          |  |              |  |
|  | Lauf 1:                       | 3.550 (10) | 2.223 (6)                        | * ( )      | *               | ( )        | * ( )            | 129.50 km/h (11) | 43.389 (9)  | 160.36 km/h (10) | 1:38.762 (9)  | 109.35 km/h |          |  |            |  |          |  |              |  |
|  | Lauf 2:                       | 2.398 (9)  | 1.943 (14)                       | * ( )      | *               | ( )        | * ( )            | 138.46 km/h (13) | 38.995 (11)   | 165.04 km/h (12) | 1:26.403 (11) | 125.00 km/h |          |  |            |  |          |  |              |  |
| 11   | <b>FLEURY Frédéric</b>        |            | <b>Dallara F-302</b>             |            | <b>CHE</b>      |            |                  |                  |  |                  |               |             |          |  |            |  |          |  |              |  |
|  | Lauf 1:                       | 3.242 (7)  | 2.323 (9)                        | 17.605 (6) | 166.67 km/h (5) | 30.342 (5) | 148.76 km/h (6)  | 41.219 (8)       | 171.63 km/h (7)   | 1:34.731 (8)     | 114.01 km/h   |             |          |  |            |  |          |  |              |  |
|  | Lauf 2:                       | 2.133 (1)  | 1.731 (4)                        | 14.745 (4) | 202.25 km/h (5) | 26.414 (4) | 152.54 km/h (7)  | 36.246 (6)       | 179.22 km/h (7)   | 1:21.269 (6)     | 132.89 km/h   |             |          |  |            |  |          |  |              |  |
| 12   | <b>AESCHBACHER Hansulrich</b> |            | <b>Dallara Opel Formel 3</b>     |            | <b>CHE</b>      |            |                  |                  |  |                  |               |             |          |  |            |  |          |  |              |  |
|  | Lauf 1:                       | * ( )      | * ( )                            | * ( )      | *               | ( )        | * ( )            | * ( )            | * ( )   | * ( )            | DNF ( )       | *           |          |  |            |  |          |  |              |  |
|  | Lauf 2:                       | 2.253 (4)  | 1.738 (5)                        | * ( )      | *               | ( )        | * ( )            | 155.17 km/h (6)  | 36.930 (7)  | 181.93 km/h (5)  | 1:22.866 (7)  | 130.33 km/h |          |  |            |  |          |  |              |  |
| 13   | <b>KOPRIVICA Goran</b>        |            | <b>Tatuus Formel Renault 2.0</b> |            | <b>CHE</b>      |            |                  |                  |  |                  |               |             |          |  |            |  |          |  |              |  |
|  | Lauf 1:                       | 3.923 (11) | 2.691 (11)                       | 21.140 (8) | 140.62 km/h (7) | 35.820 (8) | 130.43 km/h (10) | 47.199 (10)      | 160.45 km/h (9)   | 1:50.773 (10)    | 97.50 km/h    |             |          |  |            |  |          |  |              |  |
|  | Lauf 2:                       | 2.501 (13) | 1.922 (13)                       | 16.031 (6) | 187.50 km/h (6) | 27.769 (5) | 141.73 km/h (11) | 39.569 (12)      | 169.91 km/h (10)  | 1:27.792 (12)    | 123.02 km/h   |             |          |  |            |  |          |  |              |  |

DNF = nicht gestartet | DNF = ausgefallen | DNC = nicht gewertet | DSQ = disqualifiziert

## Rennen - Sektorzeiten & Speeds

|                            | 30m                          | 30m-80m    | Sektor 3   | Speed 3         | Sektor 4  | Speed 4          | Sektor 5      | Speed Ziel       | Laufzeit      | Speed (Lauf) |
|----------------------------|------------------------------|------------|------------|-----------------|---|------------------|---------------|------------------|---------------|--------------|
| <b>14 ZÜRCHER Thomas</b>   | <b>Tatuus F4</b>             |            | <b>CHE</b> |                 |  |                  |               |                  |               |              |
| Lauf 1:                    | 3.196 (6)                    | 2.321 (8)  | 18.115 (7) | 150.00 km/h (6) | 30.693 (6)  | 151.26 km/h (5)  | 39.388 (6)    | 179.55 km/h (5)  | 1:33.713 (7)  | 115.25 km/h  |
| Lauf 2:                    | 2.161 (2)                    | 1.758 (7)  | 13.918 (2) | 219.51 km/h (1) | 24.474 (2)  | 171.43 km/h (1)  | 34.601 (3)    | ≥196 km/h (1)    | 1:16.912 (2)  | 140.42 km/h  |
| <b>15 SCHMIDT Henri</b>    | <b>Formel Renault FR 2.0</b> |            | <b>CHE</b> |                 |  |                  |               |                  |               |              |
| Lauf 1:                    | 3.022 (4)                    | 2.162 (5)  | 16.662 (3) | 173.08 km/h (2) | 29.828 (4)  | 141.73 km/h (9)  | 41.008 (7)    | 169.91 km/h (8)  | 1:32.682 (6)  | 116.53 km/h  |
| Lauf 2:                    | 2.349 (8)                    | 1.916 (12) | * ()       | * ()            | * ()  | 146.34 km/h (9)  | 37.725 (8)    | 173.70 km/h (9)  | 1:22.994 (8)  | 130.13 km/h  |
| <b>16 DARBELLAY Victor</b> | <b>Tatuus FR EVO</b>         |            | <b>CHE</b> |                 |  |                  |               |                  |               |              |
| Lauf 1:                    | 3.341 (8)                    | 2.054 (4)  | 14.914 (1) | 181.82 km/h (1) | 27.633 (1)  | 153.85 km/h (3)  | 37.408 (2)    | 182.97 km/h (3)  | 1:25.350 (2)  | 126.54 km/h  |
| Lauf 2:                    | 2.628 (14)                   | 1.890 (11) | 13.769 (1) | 219.51 km/h (1) | 24.088 (1)  | 156.52 km/h (5)  | 1:01.385 (14) | 34.90 km/h (14)  | 1:43.760 (14) | 104.09 km/h  |
| <b>17 GYSIN Fabian</b>     | <b>Dallara 399/300 Fiat</b>  |            | <b>CHE</b> |                 |  |                  |               |                  |               |              |
| Lauf 1:                    | * ()                         | * ()       | * ()       | * ()            | * ()  | * ()             | * ()          | * ()             | DNS ()        | *            |
| Lauf 2:                    | 2.348 (7)                    | 1.889 (10) | * ()       | * ()            | * ()  | 141.73 km/h (11) | 38.112 (10)   | 169.51 km/h (11) | 1:24.747 (9)  | 127.44 km/h  |
| <b>18 GURBA Anthony</b>    | <b>Formule Renault</b>       |            | <b>CHE</b> |                 |  |                  |               |                  |               |              |
| Lauf 1:                    | 3.101 (5)                    | 2.336 (10) | 17.095 (5) | 173.08 km/h (2) | 30.960 (7)  | 146.34 km/h (7)  | 1:28.173 (11) | 139.67 km/h (11) | 2:21.665 (11) | 76.24 km/h   |
| Lauf 2:                    | 2.779 (15)                   | 1.873 (9)  | 14.980 (5) | 209.30 km/h (4) | 27.939 (6)  | 146.34 km/h (9)  | 37.905 (9)    | 181.47 km/h (6)  | 1:25.476 (10) | 126.35 km/h  |
| <b>19 FUCHS Matthias</b>   | <b>Tatuus Formel Renault</b> |            | <b>CHE</b> |                 |  |                  |               |                  |               |              |
| Lauf 1:                    | * ()                         | * ()       | * ()       | * ()            | * ()  | * ()             | * ()          | * ()             | DNS ()        | *            |
| Lauf 2:                    | 2.466 (12)                   | 1.960 (15) | 16.846 (7) | 181.82 km/h (7) | 28.188 (7)  | 137.40 km/h (14) | 39.744 (13)   | 163.92 km/h (13) | 1:29.204 (13) | 121.07 km/h  |

### Gruppe E2-SS (Single Seater) über 2500 ccm

|                      | 30m                | 30m-80m   | Sektor 3   | Speed 3         | Sektor 4  | Speed 4         | Sektor 5   | Speed Ziel    | Laufzeit     | Speed (Lauf) |
|----------------------|--------------------|-----------|------------|-----------------|---|-----------------|------------|---------------|--------------|--------------|
| <b>1 VOLLUZ Joel</b> | <b>Osella FA30</b> |           | <b>CHE</b> |                 |  |                 |            |               |              |              |
| Lauf 1:              | 3.191 (1)          | 2.052 (1) | 13.753 (1) | 191.49 km/h (1) | 26.522 (1)  | 174.76 km/h (1) | 35.309 (1) | ≥196 km/h (1) | 1:20.827 (1) | 133.62 km/h  |
| Lauf 2:              | 2.631 (3)          | 1.668 (2) | * ()       | * ()            | * ()  | 185.57 km/h (1) | 31.234 (1) | ≥196 km/h (2) | 1:09.855 (1) | 154.61 km/h  |










DNS = nicht gestartet | DNF = ausgefallen | DNC = nicht gewertet | DSQ = disqualifiziert

## Rennen - Sektorzeiten & Speeds

|                               | 30m                          | 30m-80m   | Sektor 3   | Speed 3         | Sektor 4  | Speed 4         | Sektor 5   | Speed Ziel      | Laufzeit     | Speed (Lauf) |
|-------------------------------|------------------------------|-----------|------------|-----------------|---|-----------------|------------|-----------------|--------------|--------------|
| <b>2 HUGENTOBLER Simon</b>    | <b>Osella FA30</b>           |           | <b>CHE</b> |                 |    |                 |            |                 |              |              |
| Lauf 1:                       | 3.468 (3)                    | 2.101 (2) | 14.618 (2) | 189.47 km/h (2) | 27.079 (2)  | 169.81 km/h (2) | 36.004 (2) | ≥196 km/h (1)   | 1:23.270 (2) | 129.70 km/h  |
| Lauf 2:                       | 2.370 (1)                    | 1.659 (1) | 12.664 (1) | * ()            | 23.358 (1)  | 180.00 km/h (2) | 32.462 (2) | ≥196 km/h (2)   | 1:12.513 (2) | 148.94 km/h  |
| <b>4 BOSSHARD Markus</b>      | <b>Dallara Formel 3</b>      |           | <b>CHE</b> |                 |    |                 |            |                 |              |              |
| Lauf 1:                       | 3.285 (2)                    | 2.262 (3) | 19.793 (3) | 124.14 km/h (3) | 33.442 (3)  | 150.00 km/h (3) | 44.363 (3) | 160.45 km/h (3) | 1:43.145 (3) | 104.71 km/h  |
| Lauf 2:                       | 2.510 (2)                    | 1.738 (3) | 14.891 (2) | 187.50 km/h (1) | 28.041 (2)  | 162.16 km/h (3) | 36.136 (3) | ≥196 km/h (1)   | 1:23.316 (3) | 129.63 km/h  |
| <b>Gruppe E1 bis 1400 ccm</b> |                              |           |            |                 |   |                 |            |                 |              |              |
|                               | 30m                          | 30m-80m   | Sektor 3   | Speed 3         | Sektor 4  | Speed 4         | Sektor 5   | Speed Ziel      | Laufzeit     | Speed (Lauf) |
| <b>610 HOFMANN Steffen</b>    | <b>NSU TT 16V</b>            |           | <b>DEU</b> |                 |    |                 |            |                 |              |              |
| Lauf 1:                       | 3.148 (1)                    | 2.259 (2) | 18.570 (3) | 166.67 km/h (2) | 30.824 (4)  | 127.66 km/h (3) | 43.940 (4) | 150.71 km/h (3) | 1:38.741 (3) | 109.38 km/h  |
| Lauf 2:                       | 2.491 (1)                    | 2.122 (1) | 17.544 (2) | * ()            | 29.454 (2)  | 128.57 km/h (2) | 41.644 (3) | 151.66 km/h (3) | 1:33.255 (3) | 115.81 km/h  |
| <b>701 BAUMGARTNER Jürgen</b> | <b>Mazda 323</b>             |           | <b>CHE</b> |                 |    |                 |            |                 |              |              |
| Lauf 1:                       | 3.599 (4)                    | 2.659 (5) | 21.020 (5) | 141.73 km/h (5) | 33.309 (5)  | 111.80 km/h (5) | 47.673 (5) | 131.45 km/h (5) | 1:48.260 (5) | 99.76 km/h   |
| Lauf 2:                       | 2.948 (5)                    | 2.562 (5) | * ()       | * ()            | * ()  | 110.43 km/h (5) | 47.357 (5) | 132.17 km/h (5) | 1:46.442 (5) | 101.46 km/h  |
| <b>702 DÄHLER Valentin</b>    | <b>Mini Cooper</b>           |           | <b>CHE</b> |                 |   |                 |            |                 |              |              |
| Lauf 1:                       | 3.474 (3)                    | 2.284 (3) | 18.656 (4) | 162.16 km/h (3) | 30.578 (3)  | 123.29 km/h (4) | 43.754 (3) | 149.38 km/h (4) | 1:38.746 (4) | 109.37 km/h  |
| Lauf 2:                       | 2.739 (2)                    | 2.151 (3) | * ()       | * ()            | * ()  | 120.81 km/h (4) | 42.076 (4) | 151.66 km/h (3) | 1:34.242 (4) | 114.60 km/h  |
| <b>704 ZIMMERMANN Beat</b>    | <b>VW Schneider Polo 16V</b> |           | <b>CHE</b> |                 |  |                 |            |                 |              |              |
| Lauf 1:                       | 3.242 (2)                    | 2.168 (1) | 17.855 (2) | 153.85 km/h (4) | 29.459 (2)  | 136.36 km/h (1) | 42.182 (2) | 160.00 km/h (1) | 1:34.906 (2) | 113.80 km/h  |
| Lauf 2:                       | 2.796 (3)                    | 2.133 (2) | * ()       | * ()            | * ()  | 127.66 km/h (3) | 40.864 (2) | 161.16 km/h (1) | 1:31.439 (2) | 118.11 km/h  |
| <b>705 BARTLOME Christian</b> | <b>Audi 50</b>               |           | <b>CHE</b> |                 |  |                 |            |                 |              |              |
| Lauf 1:                       | 3.710 (5)                    | 2.413 (4) | 17.703 (1) | 168.22 km/h (1) | 28.444 (1)  | 131.39 km/h (2) | 40.943 (1) | 153.60 km/h (2) | 1:33.213 (1) | 115.86 km/h  |
| Lauf 2:                       | 2.849 (4)                    | 2.189 (4) | 17.134 (1) | 176.47 km/h (1) | 28.358 (1)  | 133.33 km/h (1) | 40.260 (1) | 155.76 km/h (2) | 1:30.790 (1) | 118.96 km/h  |

DNS = nicht gestartet | DNF = ausgefallen | DNC = nicht gewertet | DSQ = disqualifiziert

## Rennen - Sektorzeiten & Speeds

| Gruppe E1 1401 bis 1600 ccm |                         |            |   |             |                  |             |   |             |                  |                  |             |                  |               |             |            |  |          |  |              |  |
|-----------------------------|-------------------------|------------|---|-------------|------------------|-------------|---|-------------|------------------|------------------|-------------|------------------|---------------|-------------|------------|--|----------|--|--------------|--|
|                             | 30m                     |            | 30m-80m                                 |             | Sektor 3         |             | Speed 3   |             | Sektor 4         |                  | Speed 4     |                  | Sektor 5      |             | Speed Ziel |  | Laufzeit |  | Speed (Lauf) |  |
| 706                         | <b>BILGER René</b>      |            | <b>VW Golf</b>                          |             | <b>CHE</b>       |             |    |             |                  |                  |             |                  |               |             |            |  |          |  |              |  |
|                             | Lauf 1:                 | 3.173 (2)  | 2.283 (6)                               | *           | ( )              | *           | ( )   | *           | ( )              | 122.45 km/h (9)  | 46.222 (11) | 139.13 km/h (10) | 1:42.325 (9)  | 105.55 km/h |            |  |          |  |              |  |
|                             | Lauf 2:                 | 2.835 (5)  | 2.241 (9)                               | *           | ( )              | *           | ( )   | *           | ( )              | 125.00 km/h (8)  | 42.730 (9)  | 148.38 km/h (8)  | 1:36.010 (9)  | 112.49 km/h |            |  |          |  |              |  |
| 707                         | <b>LÜTHI Livio</b>      |            | <b>Honda Civic VTi</b>                  |             | <b>CHE</b>       |             |    |             |                  |                  |             |                  |               |             |            |  |          |  |              |  |
|                             | Lauf 1:                 | 3.476 (10) | 2.503 (12)                              | 19.830 (9)  | 153.85 km/h (8)  | 31.667 (8)  | 113.21 km/h (12)  | 45.966 (10) | 130.20 km/h (12) | 1:43.442 (10)    | 104.41 km/h |                  |               |             |            |  |          |  |              |  |
|                             | Lauf 2:                 | 3.060 (12) | 2.524 (12)                              | *           | ( )              | *           | ( )   | *           | ( )              | 113.92 km/h (12) | 45.497 (12) | 133.95 km/h (12) | 1:41.534 (12) | 106.37 km/h |            |  |          |  |              |  |
| 708                         | <b>BRÜLHART Arnaud</b>  |            | <b>Honda Civic EK4</b>                  |             | <b>CHE</b>       |             |    |             |                  |                  |             |                  |               |             |            |  |          |  |              |  |
|                             | Lauf 1:                 | 3.402 (8)  | 2.447 (11)                              | 20.126 (10) | 151.26 km/h (10) | 34.333 (10) | 116.13 km/h (11)  | 48.248 (12) | 136.62 km/h (11) | 1:48.556 (12)    | 99.49 km/h  |                  |               |             |            |  |          |  |              |  |
|                             | Lauf 2:                 | 2.847 (6)  | 2.354 (11)                              | *           | ( )              | *           | ( )   | *           | ( )              | 119.21 km/h (11) | 43.612 (11) | 139.94 km/h (11) | 1:38.058 (10) | 110.14 km/h |            |  |          |  |              |  |
| 709                         | <b>MAIER Helmut</b>     |            | <b>VW Spieß Golf 1</b>                  |             | <b>AUT</b>       |             |    |             |                  |                  |             |                  |               |             |            |  |          |  |              |  |
|                             | Lauf 1:                 | 3.309 (4)  | 2.243 (4)                               | 19.300 (8)  | 153.85 km/h (8)  | 33.833 (9)  | 125.87 km/h (7)   | 45.605 (9)  | 154.01 km/h (4)  | 1:44.290 (11)    | 103.56 km/h |                  |               |             |            |  |          |  |              |  |
|                             | Lauf 2:                 | 2.966 (10) | 2.173 (5)                               | *           | ( )              | *           | ( )   | *           | ( )              | 133.33 km/h (3)  | 42.522 (8)  | 159.73 km/h (3)  | 1:38.062 (11) | 110.13 km/h |            |  |          |  |              |  |
| 710                         | <b>GFELLER Heinz</b>    |            | <b>Ford Fiesta ST</b>                   |             | <b>CHE</b>       |             |    |             |                  |                  |             |                  |               |             |            |  |          |  |              |  |
|                             | Lauf 1:                 | 3.642 (11) | 2.380 (10)                              | 18.848 (7)  | 163.64 km/h (6)  | 30.094 (7)  | 120.81 km/h (10)  | 43.397 (8)  | 144.36 km/h (9)  | 1:38.361 (8)     | 109.80 km/h |                  |               |             |            |  |          |  |              |  |
|                             | Lauf 2:                 | 2.863 (7)  | 2.295 (10)                              | *           | ( )              | *           | ( )   | *           | ( )              | 120.00 km/h (10) | 42.746 (10) | 145.31 km/h (10) | 1:35.924 (8)  | 112.59 km/h |            |  |          |  |              |  |
| 711                         | <b>ELLER Hans Peter</b> |            | <b>Opel Kadett C Coupe</b>              |             | <b>DEU</b>       |             |    |             |                  |                  |             |                  |               |             |            |  |          |  |              |  |
|                             | Lauf 1:                 | 3.674 (12) | 2.193 (2)                               | 17.138 (1)  | 181.82 km/h (1)  | 28.426 (1)  | 137.40 km/h (1)   | 40.485 (1)  | 161.62 km/h (1)  | 1:31.916 (1)     | 117.50 km/h |                  |               |             |            |  |          |  |              |  |
|                             | Lauf 2:                 | 2.691 (2)  | 2.000 (1)                               | *           | ( )              | *           | ( )   | *           | ( )              | 138.46 km/h (1)  | 38.755 (1)  | 163.45 km/h (1)  | 1:26.815 (1)  | 124.40 km/h |            |  |          |  |              |  |
| 712                         | <b>KUSTER Mitch</b>     |            | <b>Alfa Romeo Sprint Martini Racing</b> |             | <b>CHE</b>       |             |  |             |                  |                  |             |                  |               |             |            |  |          |  |              |  |
|                             | Lauf 1:                 | 3.327 (5)  | 2.291 (7)                               | 17.191 (3)  | 178.22 km/h (2)  | 28.832 (2)  | 135.34 km/h (2)   | 41.364 (2)  | 152.30 km/h (6)  | 1:33.005 (2)     | 116.12 km/h |                  |               |             |            |  |          |  |              |  |
|                             | Lauf 2:                 | 2.991 (11) | 2.142 (3)                               | *           | ( )              | *           | ( )   | *           | ( )              | 133.33 km/h (3)  | 40.561 (4)  | 157.89 km/h (4)  | 1:30.511 (3)  | 119.32 km/h |            |  |          |  |              |  |
| 713                         | <b>HOWALD Martin</b>    |            | <b>VW Golf</b>                          |             | <b>CHE</b>       |             |  |             |                  |                  |             |                  |               |             |            |  |          |  |              |  |
|                             | Lauf 1:                 | 3.382 (6)  | 2.212 (3)                               | 17.501 (4)  | 174.76 km/h (3)  | 29.566 (4)  | 128.57 km/h (5)   | 42.059 (4)  | 160.09 km/h (2)  | 1:34.720 (4)     | 114.02 km/h |                  |               |             |            |  |          |  |              |  |
|                             | Lauf 2:                 | 2.863 (7)  | 2.142 (3)                               | *           | ( )              | *           | ( )   | *           | ( )              | 135.34 km/h (2)  | 40.542 (3)  | 160.09 km/h (2)  | 1:30.993 (4)  | 118.69 km/h |            |  |          |  |              |  |
| 714                         | <b>BIERI Adrian</b>     |            | <b>VW Golf 1</b>                        |             | <b>CHE</b>       |             |  |             |                  |                  |             |                  |               |             |            |  |          |  |              |  |
|                             | Lauf 1:                 | 3.385 (7)  | 2.331 (9)                               | 18.210 (5)  | 163.64 km/h (6)  | 29.729 (5)  | 130.43 km/h (4)   | 42.837 (7)  | 153.27 km/h (5)  | 1:36.492 (7)     | 111.93 km/h |                  |               |             |            |  |          |  |              |  |
|                             | Lauf 2:                 | 2.757 (3)  | 2.211 (7)                               | *           | ( )              | *           | ( )   | *           | ( )              | 127.66 km/h (6)  | 41.353 (5)  | 150.63 km/h (6)  | 1:33.510 (6)  | 115.50 km/h |            |  |          |  |              |  |





DNS = nicht gestartet | DNF = ausgefallen | DNC = nicht gewertet | DSQ = disqualifiziert



## Rennen - Sektorzeiten & Speeds










|                                    | 30m                    | 30m-80m   | Sektor 3   | Speed 3         | Sektor 4  | Speed 4         | Sektor 5   | Speed Ziel      | Laufzeit     | Speed (Lauf) |
|------------------------------------|------------------------|-----------|------------|-----------------|---|-----------------|------------|-----------------|--------------|--------------|
| <b>715 CHARIATTE Jean Francois</b> | <b>Fiat X1/9</b>       |           | <b>CHE</b> |                 |  |                 |            |                 |              |              |
| Lauf 1:                            | 2.968 (1)              | 2.085 (1) | 17.174 (2) | 173.08 km/h (4) | 29.526 (3)  | 132.35 km/h (3) | 41.788 (3) | 157.46 km/h (3) | 1:33.541 (3) | 115.46 km/h  |
| Lauf 2:                            | 2.601 (1)              | 2.068 (2) | * (0)      | * (0)           | * (0)   | 133.33 km/h (3) | 40.327 (2) | 157.89 km/h (4) | 1:29.756 (2) | 120.33 km/h  |
| <b>716 EGGIMANN Patrick</b>        | <b>Peugeot 106 MLP</b> |           | <b>CHE</b> |                 |  |                 |            |                 |              |              |
| Lauf 1:                            | 3.201 (3)              | 2.279 (5) | 18.257 (6) | 165.14 km/h (5) | 29.785 (6)  | 124.14 km/h (8) | 42.630 (5) | 145.53 km/h (8) | 1:36.152 (6) | 112.32 km/h  |
| Lauf 2:                            | 2.810 (4)              | 2.238 (8) | * (0)      | * (0)           | * (0)   | 124.14 km/h (9) | 41.901 (7) | 146.79 km/h (9) | 1:33.801 (7) | 115.14 km/h  |
| <b>717 BÄCHLER Martin</b>          | <b>VW Lupo</b>         |           | <b>CHE</b> |                 |  |                 |            |                 |              |              |
| Lauf 1:                            | 3.408 (9)              | 2.302 (8) | * (0)      | * (0)           | * (0)   | 128.57 km/h (5) | 42.733 (6) | 149.92 km/h (7) | 1:35.651 (5) | 112.91 km/h  |
| Lauf 2:                            | 2.894 (9)              | 2.204 (6) | * (0)      | * (0)           | * (0)   | 126.76 km/h (7) | 41.600 (6) | 150.00 km/h (7) | 1:32.433 (5) | 116.84 km/h  |

### Gruppe E1 1601 bis 2000 ccm

|                               | 30m                         | 30m-80m    | Sektor 3    | Speed 3          | Sektor 4  | Speed 4          | Sektor 5    | Speed Ziel       | Laufzeit      | Speed (Lauf) |
|-------------------------------|-----------------------------|------------|-------------|------------------|---|------------------|-------------|------------------|---------------|--------------|
| <b>501 ZEILINGER Michael</b>  | <b>Ford Escort</b>          |            | <b>AUT</b>  |                  |    |                  |             |                  |               |              |
| Lauf 1:                       | 3.462 (24)                  | 2.283 (11) | 18.852 (16) | 162.16 km/h (11) | 30.635 (15)   | 125.00 km/h (13) | 43.745 (14) | 147.47 km/h (12) | 1:38.977 (14) | 109.12 km/h  |
| Lauf 2:                       | 3.019 (18)                  | 2.212 (13) | * (0)       | * (0)            | * (0)   | 125.87 km/h (12) | 42.593 (14) | 148.07 km/h (13) | 1:34.960 (14) | 113.73 km/h  |
| <b>718 SPRING Andreas</b>     | <b>BMW 318 IS - 4 E36</b>   |            | <b>CHE</b>  |                  |   |                  |             |                  |               |              |
| Lauf 1:                       | 3.870 (25)                  | 3.739 (25) | 23.852 (23) | * (0)            | 34.829 (23)   | 94.74 km/h (25)  | 51.646 (24) | 114.47 km/h (22) | 1:57.936 (24) | 91.58 km/h   |
| Lauf 2:                       | 3.415 (24)                  | 3.213 (24) | 43.138 (9)  | 0.37 km/h (4)    | 14.369 (1)  | 95.74 km/h (24)  | 51.069 (23) | 115.62 km/h (23) | 1:55.204 (23) | 93.75 km/h   |
| <b>719 OBERLE Claudio</b>     | <b>Honda Integra Type R</b> |            | <b>CHE</b>  |                  |  |                  |             |                  |               |              |
| Lauf 1:                       | 3.431 (23)                  | 2.529 (22) | 21.457 (22) | 141.73 km/h (17) | 33.125 (21)   | 116.88 km/h (21) | 46.691 (22) | 132.96 km/h (19) | 1:47.233 (22) | 100.72 km/h  |
| Lauf 2:                       | 2.994 (17)                  | 2.453 (20) | * (0)       | * (0)            | * (0)   | 116.88 km/h (20) | 44.690 (20) | 137.47 km/h (20) | 1:41.996 (21) | 105.89 km/h  |
| <b>720 BAUMGARTNER Daniel</b> | <b>Mazda MX-5 Coupé</b>     |            | <b>CHE</b>  |                  |  |                  |             |                  |               |              |
| Lauf 1:                       | 3.367 (21)                  | 2.317 (17) | 19.533 (19) | 162.16 km/h (11) | 28.854 (10)   | 125.87 km/h (12) | * (0)       | * (0)            | DNF (0)       | *            |
| Lauf 2:                       | 2.786 (6)                   | 2.211 (12) | * (0)       | * (0)            | * (0)   | 125.87 km/h (12) | 41.574 (11) | 147.77 km/h (14) | 1:32.325 (10) | 116.98 km/h  |










DNS = nicht gestartet | DNF = ausgefallen | DNC = nicht gewertet | DSQ = disqualifiziert

## Rennen - Sektorzeiten & Speeds

|                                 | 30m                        | 30m-80m    | Sektor 3    | Speed 3          | Sektor 4  | Speed 4          | Sektor 5    | Speed Ziel       | Laufzeit      | Speed (Lauf) |
|---------------------------------|----------------------------|------------|-------------|------------------|---|------------------|-------------|------------------|---------------|--------------|
| <b>721 GERSPACHER Kira</b>      | <b>VW Golf 3 GTI</b>       |            | <b>DEU</b>  |                  |    |                  |             |                  |               |              |
| Lauf 1:                         | 2.965 (8)                  | 2.385 (19) | 18.812 (15) | 152.54 km/h (16) | 31.914 (20)   | 121.62 km/h (17) | 44.756 (18) | 146.12 km/h (14) | 1:40.832 (18) | 107.11 km/h  |
| Lauf 2:                         | 2.852 (10)                 | 2.333 (19) | * ()        | * ()             | * ()  | 122.45 km/h (18) | 43.986 (18) | 144.94 km/h (16) | 1:38.912 (18) | 109.19 km/h  |
| <b>722 MÜRNER Adrian</b>        | <b>VW Golf</b>             |            | <b>CHE</b>  |                  |    |                  |             |                  |               |              |
| Lauf 1:                         | 2.927 (5)                  | 2.146 (7)  | 16.627 (8)  | 180.00 km/h (3)  | 27.454 (5)  | 135.34 km/h (8)  | 40.360 (8)  | 156.44 km/h (9)  | 1:29.514 (8)  | 120.65 km/h  |
| Lauf 2:                         | 2.836 (9)                  | 2.153 (10) | * ()        | * ()             | * ()  | 135.34 km/h (9)  | 39.396 (8)  | 160.00 km/h (8)  | 1:28.094 (7)  | 122.60 km/h  |
| <b>723 BISCHOFBERGER Reto</b>   | <b>Renault Clio 3 Cup</b>  |            | <b>CHE</b>  |                  |    |                  |             |                  |               |              |
| Lauf 1:                         | 3.095 (13)                 | 2.424 (21) | * ()        | * ()             | * ()  | 116.13 km/h (22) | 45.736 (20) | 133.77 km/h (18) | 1:42.521 (19) | 105.34 km/h  |
| Lauf 2:                         | 3.228 (22)                 | 2.585 (23) | * ()        | * ()             | * ()  | 116.13 km/h (21) | 44.522 (19) | 136.11 km/h (21) | 1:39.434 (19) | 108.61 km/h  |
| <b>724 SPIESS Erwin</b>         | <b>Renault Clio RS</b>     |            | <b>CHE</b>  |                  |    |                  |             |                  |               |              |
| Lauf 1:                         | 3.189 (17)                 | 2.288 (12) | 18.956 (17) | 157.89 km/h (14) | 30.449 (14)   | 121.62 km/h (17) | 44.200 (15) | 141.94 km/h (17) | 1:39.082 (15) | 109.00 km/h  |
| Lauf 2:                         | 2.955 (15)                 | 2.256 (15) | * ()        | * ()             | * ()  | 123.29 km/h (17) | 42.631 (15) | 145.90 km/h (15) | 1:35.103 (15) | 113.56 km/h  |
| <b>725 BERNHARD Sandro</b>      | <b>Fiat X1/9</b>           |            | <b>CHE</b>  |                  |    |                  |             |                  |               |              |
| Lauf 1:                         | 2.708 (2)                  | 2.104 (3)  | 17.663 (11) | 159.29 km/h (13) | 30.853 (16)   | 126.76 km/h (11) | 42.000 (11) | 155.01 km/h (10) | 1:35.328 (12) | 113.29 km/h  |
| Lauf 2:                         | 2.659 (3)                  | 2.114 (9)  | 17.169 (5)  | * ()             | 29.560 (6)  | 129.50 km/h (11) | 40.832 (10) | 154.34 km/h (10) | 1:32.334 (11) | 116.97 km/h  |
| <b>726 BISSEGGER Fredy</b>      | <b>Renault Clio RS Cup</b> |            | <b>CHE</b>  |                  |    |                  |             |                  |               |              |
| Lauf 1:                         | 3.154 (15)                 | 2.423 (20) | 19.024 (18) | * ()             | 30.285 (13)   | 123.29 km/h (16) | 43.333 (13) | 147.39 km/h (13) | 1:38.219 (13) | 109.96 km/h  |
| Lauf 2:                         | 3.139 (21)                 | 2.313 (18) | 18.384 (7)  | * ()             | 29.736 (7)  | 124.14 km/h (16) | 42.701 (16) | 149.30 km/h (11) | 1:36.273 (16) | 112.18 km/h  |
| <b>727 EGETÖ Adrian</b>         | <b>Renault Clio 3 Cup</b>  |            | <b>CHE</b>  |                  |  |                  |             |                  |               |              |
| Lauf 1:                         | 3.093 (12)                 | 2.317 (17) | 18.574 (13) | 157.89 km/h (14) | 31.208 (18)   | 121.62 km/h (17) | 44.385 (17) | 145.31 km/h (15) | 1:39.577 (16) | 108.46 km/h  |
| Lauf 2:                         | 2.954 (14)                 | 2.287 (17) | 17.972 (6)  | 157.89 km/h (2)  | 30.475 (8)  | 122.45 km/h (18) | 43.493 (17) | 144.65 km/h (17) | 1:37.181 (17) | 111.13 km/h  |
| <b>728 LEUENBERGER Frédéric</b> | <b>Renault Clio RS</b>     |            | <b>CHE</b>  |                  |  |                  |             |                  |               |              |
| Lauf 1:                         | 3.193 (18)                 | 2.297 (13) | 17.704 (12) | 168.22 km/h (9)  | 29.671 (11)   | 124.14 km/h (14) | 42.210 (12) | * ()             | 1:35.075 (11) | 113.59 km/h  |
| Lauf 2:                         | 3.073 (20)                 | 2.248 (14) | * ()        | * ()             | * ()  | 125.00 km/h (14) | 41.612 (12) | 148.68 km/h (12) | 1:33.901 (12) | 115.01 km/h  |
| <b>729 EPP Thomas</b>           | <b>Renault Clio Sport</b>  |            | <b>CHE</b>  |                  |  |                  |             |                  |               |              |
| Lauf 1:                         | 3.410 (22)                 | 2.651 (24) | * ()        | * ()             | * ()  | 111.11 km/h (24) | 45.529 (19) | 132.72 km/h (20) | 1:43.896 (21) | 103.95 km/h  |
| Lauf 2:                         | 3.297 (23)                 | 2.532 (22) | 20.039 (8)  | 150.00 km/h (3)  | 31.304 (9)  | 111.80 km/h (23) | 45.266 (22) | 131.69 km/h (22) | 1:42.438 (22) | 105.43 km/h  |

DNS = nicht gestartet | DNF = ausgefallen | DNC = nicht gewertet | DSQ = disqualifiziert

## Rennen - Sektorzeiten & Speeds





|                             | 30m                                     | 30m-80m    | Sektor 3    | Speed 3          | Sektor 4  | Speed 4          | Sektor 5    | Speed Ziel       | Laufzeit      | Speed (Lauf) |
|-----------------------------|---|------------|-------------|------------------|---|------------------|-------------|------------------|---------------|--------------|
| <b>730 BETTICHER Emeric</b> | <b>Renault Clio 2 RS</b>                |            | <b>CHE</b>  |                  |    |                  |             |                  |               |              |
| Lauf 1:                     | 3.147 (14)                              | 2.554 (23) | 19.601 (20) | * ()             | 31.894 (19)   | 113.21 km/h (23) | 46.108 (21) | * ()             | 1:43.304 (20) | 104.55 km/h  |
| Lauf 2:                     | 3.072 (19)                              | 2.463 (21) | * ()        | * ()             | * ()  | 114.65 km/h (22) | 44.792 (21) | 138.80 km/h (19) | 1:40.889 (20) | 107.05 km/h  |
| <b>731 BARBONI Luca</b>     | <b>Renault Clio 3 CUP</b>               |            | <b>CHE</b>  |                  |    |                  |             |                  |               |              |
| Lauf 1:                     | 3.188 (16)                              | 2.299 (14) | 18.767 (14) | * ()             | 31.076 (17)   | 124.14 km/h (14) | 44.367 (16) | 145.31 km/h (15) | 1:39.697 (17) | 108.33 km/h  |
| Lauf 2:                     | 2.918 (12)                              | 2.286 (16) | * ()        | * ()             | * ()  | 125.00 km/h (14) | 42.423 (13) | 144.65 km/h (17) | 1:34.818 (13) | 113.90 km/h  |
| <b>734 WIMMER Norbert</b>   | <b>BMW 2002 8V</b>                      |            | <b>DEU</b>  |                  |    |                  |             |                  |               |              |
| Lauf 1:                     | 2.922 (4)                               | 2.146 (7)  | 16.200 (5)  | 180.00 km/h (3)  | 27.742 (6)  | 133.33 km/h (10) | 40.336 (7)  | 157.81 km/h (7)  | 1:29.346 (6)  | 120.88 km/h  |
| Lauf 2:                     | 2.766 (5)                               | 2.091 (7)  | * ()        | * ()             | * ()  | 134.33 km/h (10) | 39.361 (7)  | 158.15 km/h (9)  | 1:28.132 (8)  | 122.54 km/h  |
| <b>735 MAGNIN Jonas</b>     | <b>Honda Civic FD2 Rikli Motorsport</b> |            | <b>CHE</b>  |                  |    |                  |             |                  |               |              |
| Lauf 1:                     | 3.253 (20)                              | 2.310 (16) | 17.246 (10) | 165.14 km/h (10) | 30.139 (12)   | 134.33 km/h (9)  | 41.638 (10) | 157.55 km/h (8)  | 1:34.586 (10) | 114.18 km/h  |
| Lauf 2:                     | 2.933 (13)                              | 2.175 (11) | * ()        | * ()             | * ()  | 137.40 km/h (7)  | 39.608 (9)  | 161.98 km/h (7)  | 1:28.360 (9)  | 122.23 km/h  |
| <b>736 COQUOZ Sebastien</b> | <b>Opel Kadett GT/E</b>                 |            | <b>CHE</b>  |                  |    |                  |             |                  |               |              |
| Lauf 1:                     | 3.053 (10)                              | 2.080 (2)  | 15.859 (2)  | 187.50 km/h (2)  | 27.127 (3)  | 141.73 km/h (2)  | 38.892 (3)  | 166.67 km/h (3)  | 1:27.011 (3)  | 124.12 km/h  |
| Lauf 2:                     | 2.695 (4)                               | 1.973 (3)  | * ()        | * ()             | * ()  | 144.00 km/h (2)  | * ()        | * ()             | DNF ()        | *            |
| <b>737 TSCHIRKY René</b>    | <b>Opel Kadett C</b>                    |            | <b>CHE</b>  |                  |    |                  |             |                  |               |              |
| Lauf 1:                     | 3.235 (19)                              | 2.157 (9)  | 16.137 (4)  | * ()             | 27.408 (4)  | 139.53 km/h (4)  | 39.205 (5)  | 166.19 km/h (4)  | 1:28.142 (4)  | 122.53 km/h  |
| Lauf 2:                     | 2.963 (16)                              | 2.039 (4)  | 15.983 (3)  | * ()             | 27.501 (5)  | 140.62 km/h (5)  | 38.752 (4)  | 167.05 km/h (4)  | 1:27.238 (5)  | 123.80 km/h  |
| <b>738 HEDINGER Patrick</b> | <b>Peugeot 205 GTI</b>                  |            | <b>CHE</b>  |                  |  |                  |             |                  |               |              |
| Lauf 1:                     | 2.958 (7)                               | 2.144 (6)  | 16.288 (6)  | 178.22 km/h (5)  | 27.956 (8)  | 137.40 km/h (7)  | 40.076 (6)  | 161.53 km/h (6)  | 1:29.422 (7)  | 120.78 km/h  |
| Lauf 2:                     | 2.828 (8)                               | 2.095 (8)  | 16.069 (4)  | * ()             | 27.195 (4)  | 136.36 km/h (8)  | 39.134 (6)  | 162.25 km/h (6)  | 1:27.321 (6)  | 123.68 km/h  |
| <b>739 FAULER Dani</b>      | <b>VW Golf 20V</b>                      |            | <b>CHE</b>  |                  |  |                  |             |                  |               |              |
| Lauf 1:                     | 2.974 (9)                               | 2.117 (4)  | 15.691 (1)  | 176.47 km/h (7)  | 26.878 (1)  | 142.86 km/h (1)  | 38.401 (1)  | 168.62 km/h (1)  | 1:26.061 (1)  | 125.49 km/h  |
| Lauf 2:                     | 2.819 (7)                               | 2.055 (5)  | 15.661 (2)  | 181.82 km/h (1)  | 27.093 (3)  | 141.73 km/h (3)  | 38.160 (3)  | 169.01 km/h (2)  | 1:25.788 (3)  | 125.89 km/h  |
| <b>740 HOULMANN Fabien</b>  | <b>Peugeot 205</b>                      |            | <b>CHE</b>  |                  |  |                  |             |                  |               |              |
| Lauf 1:                     | 3.068 (11)                              | 2.196 (10) | 16.416 (7)  | 178.22 km/h (5)  | 27.934 (7)  | 141.73 km/h (2)  | 39.119 (4)  | 167.83 km/h (2)  | 1:28.733 (5)  | 121.71 km/h  |
| Lauf 2:                     | 2.867 (11)                              | 2.080 (6)  | * ()        | * ()             | * ()  | 141.73 km/h (3)  | 38.062 (2)  | 167.73 km/h (3)  | 1:25.286 (2)  | 126.63 km/h  |

DNS = nicht gestartet | DNF = ausgefallen | DNC = nicht gewertet | DSQ = disqualifiziert

## Rennen - Sektorzeiten & Speeds









|                               | 30m                              | 30m-80m    | Sektor 3    | Speed 3          | Sektor 4  | Speed 4          | Sektor 5    | Speed Ziel       | Laufzeit      | Speed (Lauf) |
|-------------------------------|----------------------------------|------------|-------------|------------------|---|------------------|-------------|------------------|---------------|--------------|
| <b>741 TSCHIRKY Kurt</b>      | <b>Opel Kadett C</b>             |            | <b>CHE</b>  |                  |  |                  |             |                  |               |              |
| Lauf 1:                       | 2.705 (1)                        | 2.002 (1)  | 16.738 (9)  | 169.81 km/h (8)  | 28.673 (9)  | 138.46 km/h (6)  | 40.717 (9)  | 165.33 km/h (5)  | 1:30.835 (9)  | 118.90 km/h  |
| Lauf 2:                       | 2.592 (2)                        | 1.957 (2)  | * ()        | * ()             | * ()  | 139.53 km/h (6)  | 38.938 (5)  | 165.33 km/h (5)  | 1:27.093 (4)  | 124.01 km/h  |
| <b>742 MINICHBERGER Mario</b> | <b>BMW 2002 Gruppe 5</b>         |            | <b>DEU</b>  |                  |  |                  |             |                  |               |              |
| Lauf 1:                       | 2.948 (6)                        | 2.124 (5)  | 16.070 (3)  | 189.47 km/h (1)  | 27.090 (2)  | 139.53 km/h (4)  | 38.582 (2)  | 148.00 km/h (11) | 1:26.814 (2)  | 124.40 km/h  |
| Lauf 2:                       | * ()                             | * ()       | * ()        | * ()             | * ()  | * ()             | * ()        | * ()             | DNS ()        | *            |
| <b>743 KRIEG Danny</b>        | <b>VW Golf Rally Racing Line</b> |            | <b>CHE</b>  |                  |  |                  |             |                  |               |              |
| Lauf 1:                       | 2.900 (3)                        | 2.301 (15) | 21.150 (21) | 125.87 km/h (18) | 33.469 (22)   | 120.81 km/h (20) | 48.506 (23) | 118.37 km/h (21) | 1:48.326 (23) | 99.70 km/h   |
| Lauf 2:                       | 2.230 (1)                        | 1.846 (1)  | 15.187 (1)  | * ()             | 26.368 (2)  | 150.00 km/h (1)  | 36.699 (1)  | 176.36 km/h (1)  | 1:22.330 (1)  | 131.18 km/h  |

### Gruppe E1 2001 bis 2500 ccm

|                            | 30m                 | 30m-80m   | Sektor 3   | Speed 3         | Sektor 4  | Speed 4         | Sektor 5   | Speed Ziel      | Laufzeit     | Speed (Lauf) |
|----------------------------|---------------------|-----------|------------|-----------------|---|-----------------|------------|-----------------|--------------|--------------|
| <b>746 GASSER Paul</b>     | <b>BMW E30 HRT</b>  |           | <b>CHE</b> |                 |    |                 |            |                 |              |              |
| Lauf 1:                    | 3.158 (2)           | 2.472 (4) | 18.784 (4) | 157.89 km/h (4) | 29.713 (2)  | 115.38 km/h (4) | 43.585 (4) | 140.49 km/h (4) | 1:37.712 (3) | 110.53 km/h  |
| Lauf 2:                    | 2.978 (2)           | 2.460 (4) | * ()       | * ()            | * ()  | 115.38 km/h (4) | 43.607 (4) | 139.40 km/h (4) | 1:36.657 (4) | 111.74 km/h  |
| <b>747 MASCARO Hugo</b>    | <b>BMW E30 323i</b> |           | <b>CHE</b> |                 |   |                 |            |                 |              |              |
| Lauf 1:                    | 3.210 (3)           | 2.249 (2) | 17.467 (1) | 163.64 km/h (3) | 28.713 (1)  | 127.66 km/h (2) | 41.508 (1) | 153.52 km/h (2) | 1:33.147 (1) | 115.95 km/h  |
| Lauf 2:                    | 3.088 (3)           | 2.231 (1) | 17.056 (1) | * ()            | 28.376 (1)  | 128.57 km/h (2) | 40.947 (1) | 153.60 km/h (2) | 1:31.698 (1) | 117.78 km/h  |
| <b>748 WENGER Yvan</b>     | <b>BMW E30</b>      |           | <b>CHE</b> |                 |  |                 |            |                 |              |              |
| Lauf 1:                    | 3.461 (4)           | 2.387 (3) | 17.849 (2) | 169.81 km/h (1) | 31.373 (4)  | 125.87 km/h (3) | 43.021 (3) | 149.38 km/h (3) | 1:38.091 (4) | 110.10 km/h  |
| Lauf 2:                    | 3.215 (4)           | 2.375 (3) | * ()       | * ()            | * ()  | 124.14 km/h (3) | 43.043 (3) | 146.12 km/h (3) | 1:36.442 (3) | 111.98 km/h  |
| <b>753 CHIQUITA Steven</b> | <b>BMW E30 RPM</b>  |           | <b>CHE</b> |                 |  |                 |            |                 |              |              |
| Lauf 1:                    | 3.015 (1)           | 2.247 (1) | 18.365 (3) | 166.67 km/h (2) | 29.874 (3)  | 130.43 km/h (1) | 42.395 (2) | 154.26 km/h (1) | 1:35.896 (2) | 112.62 km/h  |
| Lauf 2:                    | 2.842 (1)           | 2.261 (2) | * ()       | * ()            | * ()  | 130.43 km/h (1) | 41.000 (2) | 154.67 km/h (1) | 1:32.761 (2) | 116.43 km/h  |










DNS = nicht gestartet | DNF = ausgefallen | DNC = nicht gewertet | DSQ = disqualifiziert

## Rennen - Sektorzeiten & Speeds

| Gruppe E1 2501 bis 3000 ccm |                           |       |                               |       |          |            |         |   |          |        |         |             |          |        |            |             |          |          |              |             |
|-----------------------------|---------------------------|-------|-------------------------------|-------|----------|------------|---------|---|----------|--------|---------|-------------|----------|--------|------------|-------------|----------|----------|--------------|-------------|
|                             | 30m                       |       | 30m-80m                       |       | Sektor 3 |            | Speed 3 |   | Sektor 4 |        | Speed 4 |             | Sektor 5 |        | Speed Ziel |             | Laufzeit |          | Speed (Lauf) |             |
| 749                         | <b>MEIER Rolf</b>         |       | <b>Renault Clio IV Cup</b>    |       |          | <b>CHE</b> |         |    |          |        |         |             |          |        |            |             |          |          |              |             |
|                             | Lauf 1:                   | 3.132 | (6)                           | 2.290 | (7)      | 18.470     | (8)     | 163.64 km/h   | (6)      | 31.018 | (8)     | 121.62 km/h | (8)      | 44.352 | (8)        | 148.38 km/h | (7)      | 1:39.262 | (8)          | 108.80 km/h |
|                             | Lauf 2:                   | 3.017 | (7)                           | 2.241 | (8)      | *          | ()      | *   | ()       | *      | ()      | 125.87 km/h | (7)      | 42.798 | (8)        | 147.69 km/h | (8)      | 1:34.968 | (8)          | 113.72 km/h |
| 750                         | <b>ZEMP Sandro</b>        |       | <b>Renault Clio IV Cup</b>    |       |          | <b>CHE</b> |         |    |          |        |         |             |          |        |            |             |          |          |              |             |
|                             | Lauf 1:                   | 2.985 | (3)                           | 2.227 | (6)      | 17.453     | (7)     | 169.81 km/h   | (4)      | 28.595 | (4)     | 125.00 km/h | (7)      | 41.212 | (6)        | 149.69 km/h | (6)      | 1:32.472 | (6)          | 116.79 km/h |
|                             | Lauf 2:                   | 2.884 | (5)                           | 2.226 | (7)      | 17.225     | (3)     | *   | ()       | 28.668 | (3)     | 125.00 km/h | (8)      | 41.205 | (6)        | 149.30 km/h | (7)      | 1:32.208 | (7)          | 117.13 km/h |
| 751                         | <b>KELLER Bruno</b>       |       | <b>BMW Compact M3</b>         |       |          | <b>CHE</b> |         |    |          |        |         |             |          |        |            |             |          |          |              |             |
|                             | Lauf 1:                   | 3.192 | (7)                           | 2.364 | (8)      | 16.905     | (6)     | 169.81 km/h   | (4)      | 28.837 | (5)     | 127.66 km/h | (6)      | 41.770 | (7)        | 160.80 km/h | (5)      | 1:33.068 | (7)          | 116.04 km/h |
|                             | Lauf 2:                   | 3.051 | (8)                           | 2.178 | (6)      | 16.500     | (2)     | 189.47 km/h   | (1)      | 27.886 | (2)     | 131.39 km/h | (6)      | 41.529 | (7)        | 159.29 km/h | (6)      | 1:31.144 | (6)          | 118.49 km/h |
| 752                         | <b>ROHRBACH Patrick</b>   |       | <b>BMW E30 24V</b>            |       |          | <b>CHE</b> |         |    |          |        |         |             |          |        |            |             |          |          |              |             |
|                             | Lauf 1:                   | 3.201 | (8)                           | 2.156 | (4)      | 16.763     | (5)     | 163.64 km/h   | (6)      | 29.181 | (7)     | 139.53 km/h | (4)      | 40.604 | (4)        | 168.22 km/h | (3)      | 1:31.905 | (5)          | 117.51 km/h |
|                             | Lauf 2:                   | 2.867 | (3)                           | 2.105 | (4)      | *          | ()      | *   | ()       | *      | ()      | 140.62 km/h | (3)      | 39.669 | (5)        | 167.73 km/h | (4)      | 1:30.367 | (5)          | 119.51 km/h |
| 754                         | <b>KÖCHLI René</b>        |       | <b>Honda Civic RK4</b>        |       |          | <b>CHE</b> |         |    |          |        |         |             |          |        |            |             |          |          |              |             |
|                             | Lauf 1:                   | 2.935 | (2)                           | 2.141 | (2)      | 15.971     | (2)     | 174.76 km/h   | (3)      | 28.588 | (3)     | 151.26 km/h | (1)      | 38.530 | (1)        | 176.47 km/h | (1)      | 1:28.165 | (3)          | 122.50 km/h |
|                             | Lauf 2:                   | 2.765 | (2)                           | 2.070 | (3)      | *          | ()      | *   | ()       | *      | ()      | 145.16 km/h | (2)      | 38.289 | (2)        | 175.08 km/h | (1)      | 1:26.356 | (2)          | 125.06 km/h |
| 755                         | <b>NICOLET Jérôme</b>     |       | <b>Peugeot 308 Racing Cup</b> |       |          | <b>CHE</b> |         |    |          |        |         |             |          |        |            |             |          |          |              |             |
|                             | Lauf 1:                   | 3.004 | (4)                           | 2.154 | (3)      | 16.255     | (3)     | 187.50 km/h   | (2)      | 27.132 | (2)     | 138.46 km/h | (5)      | 38.705 | (2)        | 164.67 km/h | (4)      | 1:27.250 | (2)          | 123.78 km/h |
|                             | Lauf 2:                   | 2.911 | (6)                           | 2.137 | (5)      | *          | ()      | *   | ()       | *      | ()      | 139.53 km/h | (4)      | 38.347 | (3)        | 165.42 km/h | (5)      | 1:26.492 | (3)          | 124.87 km/h |
| 756                         | <b>HUWILER Tom</b>        |       | <b>BMW E30 HRT</b>            |       |          | <b>CHE</b> |         |  |          |        |         |             |          |        |            |             |          |          |              |             |
|                             | Lauf 1:                   | 3.130 | (5)                           | 2.207 | (5)      | 16.379     | (4)     | 162.16 km/h   | (8)      | 29.154 | (6)     | 141.73 km/h | (2)      | 39.594 | (3)        | 168.52 km/h | (2)      | 1:30.464 | (4)          | 119.38 km/h |
|                             | Lauf 2:                   | 2.868 | (4)                           | 2.047 | (2)      | 16.060     | (1)     | 166.67 km/h   | (2)      | 27.634 | (1)     | 139.53 km/h | (4)      | 38.905 | (4)        | 169.41 km/h | (3)      | 1:27.514 | (4)          | 123.41 km/h |
| 757                         | <b>BOLLHALDER Hermann</b> |       | <b>Opel Speedster Egmo</b>    |       |          | <b>CHE</b> |         |  |          |        |         |             |          |        |            |             |          |          |              |             |
|                             | Lauf 1:                   | 2.510 | (1)                           | 1.925 | (1)      | 15.383     | (1)     | 197.80 km/h   | (1)      | 26.031 | (1)     | 141.73 km/h | (2)      | 40.767 | (5)        | 87.72 km/h  | (8)      | 1:26.616 | (1)          | 124.69 km/h |
|                             | Lauf 2:                   | 2.451 | (1)                           | 1.895 | (1)      | *          | ()      | *   | ()       | *      | ()      | 146.34 km/h | (1)      | 37.846 | (1)        | 171.12 km/h | (2)      | 1:22.911 | (1)          | 130.26 km/h |

DNS = nicht gestartet | DNF = ausgefallen | DNC = nicht gewertet | DSQ = disqualifiziert

## Rennen - Sektorzeiten & Speeds

| Gruppe E1 3001 bis 3500 ccm |                             |       |                                       |       |          |        |            |             |   |        |         |             |          |        |            |             |          |          |              |             |
|-----------------------------|-----------------------------|-------|---------------------------------------|-------|----------|--------|------------|-------------|---|--------|---------|-------------|----------|--------|------------|-------------|----------|----------|--------------|-------------|
|                             | 30m                         |       | 30m-80m                               |       | Sektor 3 |        | Speed 3    |             | Sektor 4  |        | Speed 4 |             | Sektor 5 |        | Speed Ziel |             | Laufzeit |          | Speed (Lauf) |             |
| 758                         | <b>EPP Martin</b>           |       | <b>Audi TT</b>                        |       |          |        | <b>CHE</b> |             |    |        |         |             |          |        |            |             |          |          |              |             |
|                             | Lauf 1:                     | 2.851 | (9)                                   | 2.360 | (11)     | 18.660 | (12)       | 137.40 km/h | (12)  | 32.295 | (12)    | 131.39 km/h | (9)      | 43.206 | (11)       | 155.68 km/h | (9)      | 1:39.372 | (12)         | 108.68 km/h |
|                             | Lauf 2:                     | 2.601 | (6)                                   | 2.205 | (8)      | *      | ( )        | *           | ( )   | *      | ( )     | 123.29 km/h | (11)     | 43.720 | (11)       | 160.80 km/h | (7)      | 1:39.379 | (12)         | 108.67 km/h |
| 760                         | <b>PRANDI Fabio</b>         |       | <b>Audi TT</b>                        |       |          |        | <b>CHE</b> |             |    |        |         |             |          |        |            |             |          |          |              |             |
|                             | Lauf 1:                     | 2.987 | (11)                                  | 2.382 | (12)     | 18.100 | (11)       | 162.16 km/h | (7)   | 30.415 | (11)    | 127.66 km/h | (11)     | 42.659 | (9)        | 147.39 km/h | (12)     | 1:36.543 | (10)         | 111.87 km/h |
|                             | Lauf 2:                     | 2.834 | (10)                                  | 2.272 | (10)     | *      | ( )        | *           | ( )   | *      | ( )     | 125.87 km/h | (10)     | 42.247 | (9)        | 150.63 km/h | (10)     | 1:36.016 | (10)         | 112.48 km/h |
| 761                         | <b>LOVEY Pierre</b>         |       | <b>Mazda 323 GTX</b>                  |       |          |        | <b>CHE</b> |             |    |        |         |             |          |        |            |             |          |          |              |             |
|                             | Lauf 1:                     | 2.763 | (7)                                   | 2.196 | (9)      | 17.517 | (8)        | 151.26 km/h | (11)  | 30.339 | (9)     | 138.46 km/h | (5)      | 40.529 | (5)        | 166.28 km/h | (5)      | 1:33.344 | (8)          | 115.70 km/h |
|                             | Lauf 2:                     | 2.711 | (7)                                   | 2.464 | (12)     | *      | ( )        | *           | ( )   | *      | ( )     | 132.35 km/h | (8)      | 40.579 | (7)        | 164.20 km/h | (6)      | 1:32.493 | (7)          | 116.77 km/h |
| 762                         | <b>MEIER Tobias</b>         |       | <b>Opel Astra</b>                     |       |          |        | <b>CHE</b> |             |    |        |         |             |          |        |            |             |          |          |              |             |
|                             | Lauf 1:                     | 3.079 | (12)                                  | 2.240 | (10)     | 16.796 | (5)        | 181.82 km/h | (2)   | 29.560 | (6)     | 134.33 km/h | (7)      | 40.644 | (6)        | 163.45 km/h | (7)      | 1:32.319 | (5)          | 116.99 km/h |
|                             | Lauf 2:                     | 2.925 | (11)                                  | 2.218 | (9)      | 17.065 | (3)        | 181.82 km/h | (1)   | 29.427 | (2)     | 133.33 km/h | (7)      | 40.942 | (8)        | 160.45 km/h | (8)      | 1:32.577 | (8)          | 116.66 km/h |
| 763                         | <b>GRAF Kyrill</b>          |       | <b>BMW M3 E46 GTR</b>                 |       |          |        | <b>CHE</b> |             |    |        |         |             |          |        |            |             |          |          |              |             |
|                             | Lauf 1:                     | 2.844 | (8)                                   | 2.139 | (5)      | 16.810 | (6)        | 160.71 km/h | (8)   | 29.504 | (5)     | 137.40 km/h | (6)      | 41.067 | (7)        | 163.82 km/h | (6)      | 1:32.364 | (6)          | 116.93 km/h |
|                             | Lauf 2:                     | 2.732 | (8)                                   | 2.075 | (5)      | 16.073 | (1)        | *           | ( )   | 28.140 | (1)     | 137.40 km/h | (5)      | 39.215 | (4)        | 165.42 km/h | (5)      | 1:28.235 | (4)          | 122.40 km/h |
| 764                         | <b>GERIG Marcel</b>         |       | <b>Audi TT</b>                        |       |          |        | <b>CHE</b> |             |    |        |         |             |          |        |            |             |          |          |              |             |
|                             | Lauf 1:                     | 2.442 | (4)                                   | 2.069 | (4)      | 17.841 | (10)       | 157.89 km/h | (9)   | 30.176 | (8)     | 129.50 km/h | (10)     | 44.768 | (12)       | 149.38 km/h | (11)     | 1:37.296 | (11)         | 111.00 km/h |
|                             | Lauf 2:                     | 3.412 | (12)                                  | 2.322 | (11)     | *      | ( )        | *           | ( )   | *      | ( )     | 128.57 km/h | (9)      | 44.278 | (12)       | 149.69 km/h | (11)     | 1:38.824 | (11)         | 109.29 km/h |
| 765                         | <b>SOHM Alexander</b>       |       | <b>Mazda 323 Turbo</b>                |       |          |        | <b>AUT</b> |             |  |        |         |             |          |        |            |             |          |          |              |             |
|                             | Lauf 1:                     | 2.233 | (1)                                   | 1.704 | (2)      | 15.744 | (3)        | 156.52 km/h | (10)  | 27.957 | (3)     | 156.52 km/h | (2)      | 37.041 | (2)        | 186.89 km/h | (2)      | 1:24.679 | (2)          | 127.54 km/h |
|                             | Lauf 2:                     | 2.061 | (1)                                   | 1.686 | (2)      | *      | ( )        | *           | ( )   | *      | ( )     | 160.71 km/h | (2)      | 37.352 | (3)        | 189.35 km/h | (2)      | 1:25.073 | (3)          | 126.95 km/h |
| 767                         | <b>SONNENSCHN Christian</b> |       | <b>Lancia Delta Integrale Evo 16V</b> |       |          |        | <b>CHE</b> |             |  |        |         |             |          |        |            |             |          |          |              |             |
|                             | Lauf 1:                     | 2.563 | (5)                                   | 2.179 | (7)      | 17.678 | (9)        | 173.08 km/h | (4)   | 30.354 | (10)    | 122.45 km/h | (12)     | 42.905 | (10)       | 150.31 km/h | (10)     | 1:35.679 | (9)          | 112.88 km/h |
|                             | Lauf 2:                     | 2.363 | (4)                                   | 2.159 | (6)      | 17.721 | (4)        | 173.08 km/h | (2)   | 30.476 | (4)     | 121.62 km/h | (12)     | 43.003 | (10)       | 148.99 km/h | (12)     | 1:35.722 | (9)          | 112.83 km/h |
| 768                         | <b>MATHIS Pascal</b>        |       | <b>Lancia Delta Integrale 16V</b>     |       |          |        | <b>AUT</b> |             |  |        |         |             |          |        |            |             |          |          |              |             |
|                             | Lauf 1:                     | 2.370 | (3)                                   | 1.869 | (3)      | 15.503 | (2)        | 173.08 km/h | (4)   | 28.560 | (4)     | 155.17 km/h | (3)      | 37.797 | (3)        | 184.97 km/h | (3)      | 1:26.099 | (3)          | 125.44 km/h |
|                             | Lauf 2:                     | 2.296 | (3)                                   | 1.832 | (3)      | *      | ( )        | *           | ( )   | *      | ( )     | 156.52 km/h | (3)      | 36.548 | (2)        | 186.41 km/h | (3)      | 1:23.876 | (2)          | 128.76 km/h |





DNS = nicht gestartet | DNF = ausgefallen | DNC = nicht gewertet | DSQ = disqualifiziert



## Rennen - Sektorzeiten & Speeds

|                            | 30m                           | 30m-80m   | Sektor 3   | Speed 3         | Sektor 4  | Speed 4         | Sektor 5   | Speed Ziel      | Laufzeit     | Speed (Lauf) |
|----------------------------|-------------------------------|-----------|------------|-----------------|---|-----------------|------------|-----------------|--------------|--------------|
| <b>769 FARINOLI Emilio</b> | <b>Lancia Delta Integrale</b> |           | <b>CHE</b> |                 |  |                 |            |                 |              |              |
| Lauf 1:                    | 2.698 (6)                     | 2.179 (7) | 17.106 (7) | 165.14 km/h (6) | 29.853 (7)  | 147.54 km/h (4) | 41.356 (8) | 171.63 km/h (4) | 1:33.192 (7) | 115.89 km/h  |
| Lauf 2:                    | 2.414 (5)                     | 1.932 (4) | 16.767 (2) | * ()            | 29.683 (3)  | 144.00 km/h (4) | 40.474 (6) | 175.93 km/h (4) | 1:31.270 (6) | 118.33 km/h  |
| <b>771 BERTOCCHI Mario</b> | <b>BMW E36</b>                |           | <b>CHE</b> |                 |  |                 |            |                 |              |              |
| Lauf 1:                    | 2.870 (10)                    | 2.157 (6) | 16.196 (4) | 181.82 km/h (2) | 27.341 (2)  | 134.33 km/h (7) | 39.514 (4) | 159.65 km/h (8) | 1:28.078 (4) | 122.62 km/h  |
| Lauf 2:                    | 2.799 (9)                     | 2.175 (7) | * ()       | * ()            | * ()  | 134.33 km/h (6) | 39.877 (5) | 159.73 km/h (9) | 1:28.376 (5) | 122.21 km/h  |
| <b>773 WÜTHRICH Simon</b>  | <b>VW Golf 2 Turbo</b>        |           | <b>CHE</b> |                 |  |                 |            |                 |              |              |
| Lauf 1:                    | 2.318 (2)                     | 1.693 (1) | 14.641 (1) | 202.25 km/h (1) | 26.515 (1)  | 163.64 km/h (1) | 36.013 (1) | 194.86 km/h (1) | 1:21.180 (1) | 133.04 km/h  |
| Lauf 2:                    | 2.206 (2)                     | 1.668 (1) | * ()       | * ()            | * ()  | 162.16 km/h (1) | 36.076 (1) | 194.20 km/h (1) | 1:20.995 (1) | 133.34 km/h  |

### Gruppe E1 3501 bis 4000 ccm




|                                   | 30m                                       | 30m-80m   | Sektor 3   | Speed 3         | Sektor 4  | Speed 4         | Sektor 5   | Speed Ziel      | Laufzeit     | Speed (Lauf) |
|-----------------------------------|---|-----------|------------|-----------------|---|-----------------|------------|-----------------|--------------|--------------|
| <b>774 LENHERR Manuel</b>         | <b>BMW E46 M3 GTR V8</b>                  |           | <b>CHE</b> |                 |    |                 |            |                 |              |              |
| Lauf 1:                           | 3.141 (6)                                 | 2.158 (6) | 16.963 (5) | 174.76 km/h (5) | 29.162 (5)  | 140.62 km/h (6) | 40.540 (5) | 165.42 km/h (6) | 1:31.964 (5) | 117.44 km/h  |
| Lauf 2:                           | 2.928 (7)                                 | 2.131 (7) | * ()       | * ()            | * ()  | 141.73 km/h (6) | 39.102 (5) | 164.57 km/h (7) | 1:28.028 (5) | 122.69 km/h  |
| <b>775 SCHMID Herbert</b>         | <b>Porsche 996 GT3</b>                    |           | <b>CHE</b> |                 |   |                 |            |                 |              |              |
| Lauf 1:                           | 2.554 (5)                                 | 2.071 (5) | 17.649 (6) | 169.81 km/h (6) | 30.512 (6)  | 146.34 km/h (4) | 42.276 (6) | 174.12 km/h (4) | 1:35.062 (6) | 113.61 km/h  |
| Lauf 2:                           | 2.332 (4)                                 | 1.996 (5) | 17.636 (5) | 178.22 km/h (4) | 30.726 (5)  | 144.00 km/h (5) | 41.521 (7) | 170.72 km/h (4) | 1:34.211 (7) | 114.64 km/h  |
| <b>776 GIEZENDANNER Hansruedi</b> | <b>Mitsubishi Brunaplast Lancer EVO 8</b> |           | <b>CHE</b> |                 |  |                 |            |                 |              |              |
| Lauf 1:                           | * ()                                      | * ()      | * ()       | * ()            | * ()  | * ()            | * ()       | * ()            | DNS ()       | * ()         |
| Lauf 2:                           | 2.282 (3)                                 | 2.108 (6) | * ()       | * ()            | * ()  | 138.46 km/h (7) | 40.063 (6) | 166.19 km/h (6) | 1:33.521 (6) | 115.48 km/h  |
| <b>777 SCHLEGEL Werner</b>        | <b>Mitsubishi Lancer EVO 8</b>            |           | <b>CHE</b> |                 |  |                 |            |                 |              |              |
| Lauf 1:                           | 2.134 (1)                                 | 1.659 (2) | 15.427 (4) | 181.82 km/h (3) | 28.422 (4)  | 159.29 km/h (2) | 37.599 (4) | 186.89 km/h (2) | 1:25.241 (4) | 126.70 km/h  |
| Lauf 2:                           | 2.060 (1)                                 | 1.674 (2) | 15.415 (4) | 174.76 km/h (5) | 28.213 (4)  | 152.54 km/h (3) | 37.668 (3) | 183.32 km/h (2) | 1:25.030 (4) | 127.01 km/h  |

DNS = nicht gestartet | DNF = ausgefallen | DNC = nicht gewertet | DSQ = disqualifiziert

## Rennen - Sektorzeiten & Speeds

|                              | 30m                                   | 30m-80m   | Sektor 3   | Speed 3         | Sektor 4  | Speed 4         | Sektor 5   | Speed Ziel      | Laufzeit     | Speed (Lauf) |
|------------------------------|---------------------------------------|-----------|------------|-----------------|---|-----------------|------------|-----------------|--------------|--------------|
| <b>778 JENNI Willi</b>       | <b>Porsche 997 GT3 Cup</b>            |           | <b>CHE</b> |                 |  |                 |            |                 |              |              |
| Lauf 1:                      | 2.418 (4)                             | 1.900 (4) | 15.343 (3) | 180.00 km/h (4) | 27.049 (3)  | 146.34 km/h (4) | 37.462 (3) | 172.46 km/h (5) | 1:24.172 (3) | 128.31 km/h  |
| Lauf 2:                      | 2.447 (6)                             | 1.907 (4) | 15.407 (3) | 206.90 km/h (1) | 26.575 (2)  | 146.34 km/h (4) | 38.192 (4) | 168.22 km/h (5) | 1:24.528 (3) | 127.77 km/h  |
| <b>779 NÜSSLI Romeo</b>      | <b>Ford Escort Cosworth</b>           |           | <b>CHE</b> |                 |  |                 |            |                 |              |              |
| Lauf 1:                      | 2.409 (3)                             | 1.846 (3) | 14.879 (2) | 189.47 km/h (2) | 26.701 (2)  | 159.29 km/h (2) | 36.313 (2) | 185.45 km/h (3) | 1:22.148 (2) | 131.47 km/h  |
| Lauf 2:                      | 2.385 (5)                             | 1.906 (3) | 15.025 (2) | 183.67 km/h (3) | 26.843 (3)  | 157.89 km/h (2) | 36.752 (2) | 181.93 km/h (3) | 1:22.911 (2) | 130.26 km/h  |
| <b>781 SCHNELLMANN Roger</b> | <b>Mitsubishi Lancer Evo 8 J-SPEC</b> |           | <b>CHE</b> |                 |  |                 |            |                 |              |              |
| Lauf 1:                      | 2.266 (2)                             | 1.648 (1) | 13.832 (1) | 195.65 km/h (1) | 24.995 (1)  | 171.43 km/h (1) | 34.104 (1) | ≥196 km/h (1)   | 1:16.845 (1) | 140.54 km/h  |
| Lauf 2:                      | 2.233 (2)                             | 1.627 (1) | 13.680 (1) | 206.90 km/h (1) | 24.857 (1)  | 173.08 km/h (1) | 35.176 (1) | ≥196 km/h (1)   | 1:17.573 (1) | 139.22 km/h  |

### Gruppe E1 über 4000 ccm

|                                  | 30m                   | 30m-80m   | Sektor 3   | Speed 3         | Sektor 4  | Speed 4         | Sektor 5     | Speed Ziel      | Laufzeit     | Speed (Lauf) |
|----------------------------------|-----------------------|-----------|------------|-----------------|---|-----------------|--------------|-----------------|--------------|--------------|
| <b>782 RÜEGG Fabian</b>          | <b>Subaru WRX STI</b> |           | <b>CHE</b> |                 |    |                 |              |                 |              |              |
| Lauf 1:                          | 2.671 (3)             | 2.403 (4) | 18.986 (4) | 162.16 km/h (3) | 31.529 (5)  | 116.88 km/h (5) | 44.944 (4)   | 144.65 km/h (4) | 1:40.533 (4) | 107.43 km/h  |
| Lauf 2:                          | 2.560 (3)             | 2.328 (5) | * ()       | * ()            | * ()  | 125.87 km/h (5) | 43.584 (5)   | 146.19 km/h (5) | 1:38.119 (5) | 110.07 km/h  |
| <b>783 SCHROTTENBAUM Patrick</b> | <b>Ford Focus RS</b>  |           | <b>AUT</b> |                 |   |                 |              |                 |              |              |
| Lauf 1:                          | 3.229 (5)             | 2.445 (5) | 19.193 (5) | 136.36 km/h (5) | 31.294 (4)  | 129.50 km/h (4) | 43.556 (3)   | 163.45 km/h (3) | 1:39.717 (3) | 108.31 km/h  |
| Lauf 2:                          | 3.093 (5)             | 2.311 (4) | * ()       | * ()            | * ()  | 131.39 km/h (4) | 41.790 (4)   | 163.82 km/h (4) | 1:36.293 (4) | 112.16 km/h  |
| <b>784 KRÜSI Roman</b>           | <b>Porsche 911</b>    |           | <b>CHE</b> |                 |  |                 |              |                 |              |              |
| Lauf 1:                          | 2.649 (2)             | 2.211 (3) | 17.444 (3) | 160.71 km/h (4) | 30.296 (3)  | 145.16 km/h (3) | 41.101 (2)   | 171.63 km/h (2) | 1:33.701 (2) | 115.26 km/h  |
| Lauf 2:                          | 2.426 (2)             | 2.201 (3) | * ()       | * ()            | * ()  | 148.76 km/h (3) | 40.150 (3)   | 164.95 km/h (3) | 1:31.096 (3) | 118.56 km/h  |
| <b>785 PERMETINGER Bernhard</b>  | <b>BMW Z4 GT3</b>     |           | <b>AUT</b> |                 |  |                 |              |                 |              |              |
| Lauf 1:                          | 2.861 (4)             | 1.898 (2) | 14.304 (1) | 202.25 km/h (1) | 26.377 (1)  | 155.17 km/h (2) | 1:10.408 (5) | 109.55 km/h (5) | 1:55.848 (5) | 93.23 km/h   |
| Lauf 2:                          | 2.778 (4)             | 1.907 (2) | 14.207 (1) | * ()            | 25.532 (1)  | 157.89 km/h (2) | 35.531 (1)   | 187.38 km/h (2) | 1:19.955 (1) | 135.08 km/h  |

DNS = nicht gestartet | DNF = ausgefallen | DNC = nicht gewertet | DSQ = disqualifiziert



**Nationales Automobil Bergrennen Oberhallau**  
 - mit internationaler Beteiligung -  
 24. - 25. August 2024  
 Streckenlänge 3000 Meter  
**Schweizer Bergmeisterschaft / Schweizer Berg Pokal**  
**KW Berg-Cup (DEU) / NSU-Bergpokal im KW Berg-Cup (DEU)**



ASS Nr.: 24-022/NI+

## Rennen - Sektorzeiten & Speeds

|                             | 30m                   | 30m-80m   | Sektor 3   | Speed 3         | Sektor 4   | Speed 4         | Sektor 5   | Speed Ziel      | Laufzeit     | Speed (Lauf) |
|-----------------------------|-----------------------|-----------|------------|-----------------|------------|-----------------|------------|-----------------|--------------|--------------|
| 786 <b>HETZNAUER Stefan</b> | <b>Subaru Impreza</b> |           | <b>AUT</b> |                 |            |                 |            |                 |              |              |
| Lauf 1:                     | 2.296 (1)             | 1.660 (1) | 14.409 (2) | 181.82 km/h (2) | 27.168 (2) | 162.16 km/h (1) | 36.459 (1) | 191.62 km/h (1) | 1:21.992 (1) | 131.72 km/h  |
| Lauf 2:                     | 2.311 (1)             | 1.686 (1) | * (0)      | * (0)           | * (0)      | 165.14 km/h (1) | 36.634 (2) | 192.00 km/h (1) | 1:22.653 (2) | 130.67 km/h  |

DNS = nicht gestartet | DNF = ausgefallen | DNC = nicht gewertet | DSQ = disqualifiziert



Alex Maag (RL)  
 Druck: 25.08.2024 - 16:41

Dr. Michael Stoll (Zeitnahme)  
 Seite: 34 / 34