



# 24. Int. ADAC Ibergrennen

29. - 30. Juni 2019

MC Heilbad Heiligenstadt e.V. im ADAC

37308 Heilbad Heiligenstadt

Strecke: L2022 in Richtung Kalteneber - Länge 2,050 km

Deutsche Automobil-Berg-Meisterschaft / DMSB Automobil-Berg-Cup  
KW Berg-Cup / KW Berg-Cup National / NSU Bergpokal im KW Berg-Cup

**DMSB**

Reg. Nr. 19-2019

## Rennen - Sektorzeiten & Speeds

### Gruppe G LG 7 bis LG 5 - Klasse 1

	30m	30m-60m	Sektor 3	Sektor 4	Ziel-Speed	Laufzeit	Speed (Lauf)
666 <b>BLÄSIUS Michelle</b>		<b>BMW 316i Compact</b>		<b>DEU</b>			
Lauf 1:	00:02.761 (1)	00:01.794 (1)	00:55.481 (1)	00:22.841 (1)	118.50 km/h (1)	01:22.877 (1)	89.05 km/h
Lauf 2:	00:02.882 (1)	00:01.772 (1)	00:55.623 (1)	00:22.853 (1)	118.10 km/h (1)	01:23.130 (1)	88.78 km/h
Lauf 3:	00:02.909 (1)	00:01.797 (1)	00:55.362 (1)	00:22.904 (1)	117.90 km/h (1)	01:22.972 (1)	88.95 km/h

### Gruppe N,R1,CTC/CGT bis 1400 ccm - Klasse 4

	30m	30m-60m	Sektor 3	Sektor 4	Ziel-Speed	Laufzeit	Speed (Lauf)
659 <b>SCHMIDT Boris</b>		<b>Citroën AX GTI</b>		<b>DEU</b>			
Lauf 1:	00:02.938 (4)	00:01.687 (1)	00:54.915 (2)	00:23.386 (1)	118.70 km/h (1)	01:22.926 (1)	89.00 km/h
Lauf 2:	00:02.851 (3)	00:01.685 (2)	00:55.043 (2)	00:23.192 (2)	119.88 km/h (1)	01:22.771 (2)	89.16 km/h
Lauf 3:	00:02.862 (1)	00:01.668 (1)	00:55.091 (2)	00:23.167 (1)	119.94 km/h (1)	01:22.788 (2)	89.14 km/h
660 <b>ZAHN Daniel</b>		<b>Citroën AX GTI</b>		<b>DEU</b>			
Lauf 1:	00:02.889 (3)	00:01.704 (3)	00:56.432 (3)	00:23.988 (3)	117.76 km/h (2)	01:25.013 (3)	86.81 km/h
Lauf 2:	00:02.969 (4)	00:01.748 (3)	00:57.875 (3)	00:24.282 (4)	116.70 km/h (3)	01:26.874 (4)	84.95 km/h
Lauf 3:	00:02.914 (4)	00:01.746 (3)	00:57.713 (3)	00:24.293 (3)	115.28 km/h (3)	01:26.666 (3)	85.15 km/h
661 <b>ZAHN Rüdiger</b>		<b>Citroën AX GTI</b>		<b>DEU</b>			
Lauf 1:	00:02.883 (2)	00:01.702 (2)	00:54.122 (1)	00:24.317 (4)	108.74 km/h (4)	01:23.024 (2)	88.89 km/h
Lauf 2:	00:02.784 (2)	00:01.683 (1)	00:54.240 (1)	00:23.169 (1)	118.36 km/h (2)	01:21.876 (1)	90.14 km/h
Lauf 3:	00:02.882 (2)	00:01.727 (2)	00:54.821 (1)	00:23.323 (2)	117.20 km/h (2)	01:22.753 (1)	89.18 km/h
662 <b>BOCH Heinz-Peter</b>		<b>Peugeot 106 Rallye</b>		<b>DEU</b>			
Lauf 1:	00:02.779 (1)	00:01.821 (4)	00:57.920 (4)	00:23.882 (2)	115.82 km/h (3)	01:26.402 (4)	85.41 km/h
Lauf 2:	00:02.746 (1)	00:01.805 (4)	00:58.176 (4)	00:24.098 (3)	115.54 km/h (4)	01:26.825 (3)	85.00 km/h
Lauf 3:	00:02.899 (3)	00:01.888 (4)	01:03.934 (4)	00:25.292 (4)	111.61 km/h (4)	01:34.013 (4)	78.50 km/h

### Gruppe N,R1,CTC/CGT über 2000 ccm - Klasse 7

	30m	30m-60m	Sektor 3	Sektor 4	Ziel-Speed	Laufzeit	Speed (Lauf)
657 <b>SCHMITZ Herbert</b>		<b>Opel Astra GSI</b>		<b>DEU</b>			
Lauf 1:	00:03.033 (1)	00:01.512 (1)	00:47.506 (1)	00:21.496 (1)	133.44 km/h (1)	01:13.547 (1)	100.34 km/h
Lauf 2:	00:02.876 (1)	00:01.447 (1)	00:47.224 (1)	00:21.430 (1)	133.50 km/h (1)	01:12.977 (1)	101.13 km/h
Lauf 3:	00:02.947 (1)	00:01.453 (1)	00:47.565 (1)	00:21.691 (1)	132.46 km/h (1)	01:13.656 (1)	100.20 km/h

### Gruppe A,R2,R3,F,CTC/CGT bis 1400 ccm - Klasse 8

	30m	30m-60m	Sektor 3	Sektor 4	Ziel-Speed	Laufzeit	Speed (Lauf)
650 <b>MASLONKA Robert</b>		<b>VW Polo 86c 2f</b>		<b>DEU</b>			
Lauf 1:	00:02.774 (2)	00:01.671 (3)	00:50.910 (3)	00:21.285 (1)	127.72 km/h (3)	01:16.640 (3)	96.29 km/h
Lauf 2:	00:02.699 (2)	00:01.649 (3)	00:51.185 (3)	00:21.443 (1)	127.29 km/h (3)	01:16.976 (3)	95.87 km/h
Lauf 3:	00:02.675 (2)	00:01.638 (3)	00:51.077 (3)	00:21.576 (3)	126.89 km/h (3)	01:16.966 (3)	95.89 km/h

DNS = nicht gestartet | DNF = ausgefallen | DNC = nicht gewertet | DSQ = disqualifiziert



www.berg-zeitnahme.de

Seite: 1 / 14



## Rennen - Sektorzeiten & Speeds

	30m	30m-60m	Sektor 3	Sektor 4	Ziel-Speed	Laufzeit	Speed (Lauf)
<b>653 STELBERG Thomas</b>		<b>VW Polo 86</b>		<b>DEU</b>			
Lauf 1:	00:02.996 (3)	00:01.503 (2)	00:50.056 (2)	00:21.776 (2)	128.64 km/h (2)	01:16.331 (2)	96.68 km/h
Lauf 2:	00:03.005 (3)	00:01.534 (1)	00:50.138 (1)	00:21.797 (2)	128.71 km/h (2)	01:16.474 (1)	96.50 km/h
Lauf 3:	00:02.977 (3)	00:01.542 (2)	00:50.049 (2)	00:21.561 (2)	129.28 km/h (2)	01:16.129 (2)	96.94 km/h
<b>654 SCHRÖDER Detlef</b>		<b>VW Polo Typ 86</b>		<b>DEU</b>			
Lauf 1:	00:02.681 (1)	00:01.471 (1)	00:48.733 (1)	00:21.820 (3)	132.15 km/h (1)	01:14.705 (1)	98.79 km/h
Lauf 2:	00:02.625 (1)	00:01.553 (2)	00:50.463 (2)	00:22.092 (3)	131.35 km/h (1)	01:16.733 (2)	96.18 km/h
Lauf 3:	00:02.590 (1)	00:01.528 (1)	00:49.828 (1)	00:21.464 (1)	131.36 km/h (1)	01:15.410 (1)	97.87 km/h
<b>Gruppe A,R2,R3,F,CTC/CGT bis 1600 ccm - Klasse 9</b>							
	30m	30m-60m	Sektor 3	Sektor 4	Ziel-Speed	Laufzeit	Speed (Lauf)
<b>633 FLADUNG Ralf</b>		<b>Peugeot 207 Sport</b>		<b>DEU</b>			
Lauf 1:	00:02.860 (5)	00:01.468 (2)	00:47.259 (1)	00:20.086 (1)	142.20 km/h (1)	01:11.673 (1)	102.97 km/h
Lauf 2:	00:02.856 (5)	00:01.508 (2)	00:47.601 (2)	00:20.597 (2)	140.05 km/h (2)	01:12.562 (2)	101.71 km/h
Lauf 3:	00:02.667 (2)	00:01.472 (1)	00:48.527 (1)	00:20.924 (1)	139.17 km/h (1)	01:13.590 (1)	100.29 km/h
<b>636 KAISER Christoph</b>		<b>Suzuki Swift Sport</b>		<b>DEU</b>			
Lauf 1:	00:02.806 (2)	00:01.601 (6)	00:50.828 (6)	00:21.692 (6)	129.33 km/h (6)	01:16.927 (6)	95.94 km/h
Lauf 2:	00:02.763 (3)	00:01.595 (4)	00:50.618 (6)	00:21.660 (6)	129.35 km/h (6)	01:16.636 (6)	96.30 km/h
Lauf 3:	00:02.655 (1)	00:01.565 (3)	00:50.522 (5)	00:21.924 (5)	129.53 km/h (5)	01:16.666 (5)	96.26 km/h
<b>637 HILDNER Florian</b>		<b>Ford Fiesta</b>		<b>DEU</b>			
Lauf 1:	00:02.801 (1)	00:01.401 (1)	00:47.437 (2)	00:20.392 (2)	141.08 km/h (2)	01:12.031 (2)	102.46 km/h
Lauf 2:	00:02.648 (1)	00:01.403 (1)	00:46.500 (1)	00:20.397 (1)	140.91 km/h (1)	01:10.948 (1)	104.02 km/h
Lauf 3:	* (0)	* (0)	* (0)	* (0)	* (0)	DNS (0)	*
<b>639 RAUCH Rolf</b>		<b>Honda Civic</b>		<b>DEU</b>			
Lauf 1:	00:02.812 (3)	00:01.587 (4)	00:49.202 (3)	00:21.319 (5)	133.50 km/h (3)	01:14.920 (3)	98.51 km/h
Lauf 2:	00:02.726 (2)	00:01.629 (6)	00:49.316 (3)	00:21.328 (3)	134.61 km/h (3)	01:14.999 (3)	98.40 km/h
Lauf 3:	00:02.728 (3)	00:01.586 (4)	00:49.542 (2)	00:21.118 (2)	134.18 km/h (2)	01:14.974 (2)	98.43 km/h
<b>641 FECHTER Jürgen</b>		<b>Ford Fiesta</b>		<b>DEU</b>			
Lauf 1:	00:02.870 (6)	00:01.481 (3)	00:49.486 (4)	00:21.156 (3)	130.93 km/h (5)	01:14.993 (4)	98.41 km/h
Lauf 2:	00:02.831 (4)	00:01.522 (3)	00:49.835 (4)	00:21.340 (4)	130.74 km/h (4)	01:15.528 (4)	97.71 km/h
Lauf 3:	00:02.852 (4)	00:01.523 (2)	00:49.634 (3)	00:21.378 (4)	130.14 km/h (3)	01:15.387 (3)	97.89 km/h
<b>643 DETZNER Henryk</b>		<b>Skoda Felicia 1.6</b>		<b>DEU</b>			
Lauf 1:	00:03.338 (7)	00:01.795 (7)	00:56.880 (7)	00:23.839 (7)	114.86 km/h (7)	01:25.852 (7)	85.96 km/h
Lauf 2:	00:03.400 (7)	00:01.855 (7)	00:56.177 (7)	00:23.728 (7)	113.61 km/h (7)	01:25.160 (7)	86.66 km/h
Lauf 3:	00:03.821 (6)	00:01.994 (6)	00:59.602 (6)	00:24.423 (6)	111.43 km/h (6)	01:29.840 (6)	82.15 km/h
<b>644 RAUCH Marco</b>		<b>Honda Civic</b>		<b>DEU</b>			
Lauf 1:	00:02.822 (4)	00:01.598 (5)	00:50.266 (5)	00:21.312 (4)	131.30 km/h (4)	01:15.998 (5)	97.11 km/h
Lauf 2:	00:02.876 (6)	00:01.617 (5)	00:50.565 (5)	00:21.471 (5)	130.47 km/h (5)	01:16.529 (5)	96.43 km/h
Lauf 3:	00:02.930 (5)	00:01.623 (5)	00:50.268 (4)	00:21.365 (3)	130.08 km/h (4)	01:16.186 (4)	96.87 km/h

DNS = nicht gestartet | DNF = ausgefallen | DNC = nicht gewertet | DSQ = disqualifiziert

### Rennen - Sektorzeiten & Speeds

#### Gruppe A,R2,R3,F,CTC/CGT bis 2000 ccm - Klasse 10

	30m	30m-60m	Sektor 3	Sektor 4	Ziel-Speed	Laufzeit	Speed (Lauf)
<b>611 NEU Kai</b>	<b>Ford Focus 2.0</b>		<b>DEU</b>				
Lauf 1:	00:02.748 (3)	00:01.347 (2)	00:42.834 (1)	00:19.287 (2)	150.08 km/h (3)	01:06.216 (2)	111.45 km/h
Lauf 2:	00:02.903 (5)	00:01.365 (3)	00:43.234 (3)	00:19.558 (2)	148.70 km/h (3)	01:07.060 (2)	110.05 km/h
Lauf 3:	00:03.170 (6)	00:01.439 (5)	00:43.998 (3)	00:19.847 (2)	146.57 km/h (4)	01:08.454 (3)	107.81 km/h
<b>612 GOLDBACH Markus</b>	<b>Renault Wiebe Megane Coupe</b>		<b>DEU</b>				
Lauf 1:	00:02.621 (1)	00:01.303 (1)	00:42.901 (2)	00:19.275 (1)	153.87 km/h (1)	01:06.100 (1)	111.65 km/h
Lauf 2:	00:02.557 (1)	00:01.303 (1)	00:42.804 (1)	00:19.390 (1)	152.74 km/h (1)	01:06.054 (1)	111.73 km/h
Lauf 3:	00:02.648 (1)	00:01.301 (1)	00:42.799 (1)	00:19.720 (1)	152.24 km/h (1)	01:06.468 (1)	111.03 km/h
<b>615 KRAUS Martin</b>	<b>VW Polo G60</b>		<b>DEU</b>				
Lauf 1:	00:02.694 (2)	00:01.414 (4)	00:45.067 (4)	00:19.954 (4)	144.69 km/h (4)	01:09.129 (4)	106.76 km/h
Lauf 2:	00:02.576 (2)	00:01.403 (5)	00:45.352 (5)	00:19.969 (3)	143.92 km/h (5)	01:09.300 (4)	106.49 km/h
Lauf 3:	00:02.677 (2)	00:01.407 (4)	00:45.673 (4)	00:20.353 (4)	143.57 km/h (5)	01:10.110 (4)	105.26 km/h
<b>616 VEIT Kevin</b>	<b>Renault Megane Cup</b>		<b>DEU</b>				
Lauf 1:	00:02.849 (4)	00:01.368 (3)	00:42.946 (3)	00:19.922 (3)	150.28 km/h (2)	01:07.085 (3)	110.01 km/h
Lauf 2:	00:02.841 (4)	00:01.353 (2)	00:43.008 (2)	00:20.055 (4)	150.03 km/h (2)	01:07.257 (3)	109.73 km/h
Lauf 3:	00:02.749 (3)	00:01.354 (2)	00:43.129 (2)	00:19.918 (3)	151.18 km/h (2)	01:07.150 (2)	109.90 km/h
<b>618 PAULA Marcel</b>	<b>BMW E36 NHM 318ti</b>		<b>DEU</b>				
Lauf 1:	00:03.228 (6)	00:01.741 (6)	00:55.989 (6)	00:25.386 (6)	117.86 km/h (6)	01:26.344 (6)	85.47 km/h
Lauf 2:	00:02.974 (6)	00:01.619 (6)	00:54.718 (6)	00:23.705 (6)	123.35 km/h (6)	01:23.016 (6)	88.90 km/h
Lauf 3:	00:02.926 (5)	00:01.631 (6)	00:54.691 (6)	00:23.386 (6)	122.63 km/h (6)	01:22.634 (6)	89.31 km/h
<b>620 FAULHABER Sophia</b>	<b>Honda Civic Type R</b>		<b>DEU</b>				
Lauf 1:	00:03.030 (5)	00:01.426 (5)	00:45.595 (5)	00:20.802 (5)	140.86 km/h (5)	01:10.853 (5)	104.16 km/h
Lauf 2:	00:02.760 (3)	00:01.392 (4)	00:45.204 (4)	00:20.740 (5)	147.07 km/h (4)	01:10.096 (5)	105.28 km/h
Lauf 3:	00:02.878 (4)	00:01.401 (3)	00:45.783 (5)	00:20.962 (5)	146.99 km/h (3)	01:11.024 (5)	103.91 km/h

#### Gruppe A,R2,R3,F,CTC/CGT über 2000 ccm - Klasse 11

	30m	30m-60m	Sektor 3	Sektor 4	Ziel-Speed	Laufzeit	Speed (Lauf)
<b>601 UENZEN Nikolas</b>	<b>BMW E36 NHM M3</b>		<b>DEU</b>				
Lauf 1:	00:02.391 (4)	00:01.309 (4)	00:43.801 (3)	00:19.506 (3)	154.01 km/h (3)	01:07.007 (3)	110.14 km/h
Lauf 2:	00:02.326 (3)	00:01.303 (3)	00:43.426 (3)	00:19.643 (3)	152.36 km/h (3)	01:06.698 (3)	110.65 km/h
Lauf 3:	00:02.394 (4)	00:01.325 (3)	00:44.331 (3)	00:19.496 (2)	153.65 km/h (3)	01:07.546 (3)	109.26 km/h
<b>602 EHRMANN Pascal</b>	<b>Peugeot 207 RC</b>		<b>AUT</b>				
Lauf 1:	00:02.732 (5)	00:01.547 (6)	00:48.126 (6)	00:21.267 (5)	131.55 km/h (6)	01:13.672 (6)	100.17 km/h
Lauf 2:	00:02.673 (6)	00:01.551 (6)	00:48.676 (6)	00:21.163 (5)	132.27 km/h (6)	01:14.063 (5)	99.64 km/h
Lauf 3:	00:02.708 (6)	00:01.551 (6)	00:49.195 (6)	00:21.231 (5)	131.49 km/h (6)	01:14.685 (6)	98.82 km/h
<b>603 BRÖKER Lars</b>	<b>Mitsubishi Lancer</b>		<b>DEU</b>				
Lauf 1:	00:02.191 (1)	00:01.169 (1)	00:40.632 (1)	00:18.520 (1)	171.17 km/h (1)	01:02.512 (1)	118.06 km/h
Lauf 2:	00:02.151 (2)	00:01.166 (1)	00:40.955 (1)	00:18.636 (1)	169.93 km/h (1)	01:02.908 (1)	117.31 km/h
Lauf 3:	00:02.188 (2)	00:01.181 (1)	00:40.980 (1)	00:18.679 (1)	169.26 km/h (1)	01:03.028 (1)	117.09 km/h

DNS = nicht gestartet | DNF = ausgefallen | DNC = nicht gewertet | DSQ = disqualifiziert



## Rennen - Sektorzeiten & Speeds

	30m	30m-60m	Sektor 3	Sektor 4	Ziel-Speed	Laufzeit	Speed (Lauf)
<b>604 MALSCH Sebastian</b>	<b>Mini Cooper S</b>		<b>DEU</b>				
Lauf 1:	00:02.746 (6)	00:01.441 (5)	00:47.697 (5)	00:21.513 (6)	134.28 km/h (5)	01:13.397 (5)	100.55 km/h
Lauf 2:	00:02.591 (5)	00:01.453 (5)	00:48.363 (5)	00:22.296 (6)	133.46 km/h (5)	01:14.703 (6)	98.79 km/h
Lauf 3:	00:02.699 (5)	00:01.484 (5)	00:48.430 (5)	00:21.786 (6)	132.42 km/h (5)	01:14.399 (5)	99.19 km/h
<b>605 HERGET Roland</b>	<b>Mitsubishi CT9A</b>		<b>DEU</b>				
Lauf 1:	00:02.329 (3)	00:01.228 (2)	00:42.931 (2)	00:19.386 (2)	156.78 km/h (2)	01:05.874 (2)	112.03 km/h
Lauf 2:	00:02.138 (1)	00:01.197 (2)	00:42.256 (2)	00:19.570 (2)	157.50 km/h (2)	01:05.161 (2)	113.26 km/h
Lauf 3:	00:02.033 (1)	00:01.188 (2)	00:42.356 (2)	00:19.742 (3)	155.80 km/h (2)	01:05.319 (2)	112.98 km/h
<b>606 VOGT Albert</b>	<b>Subaru Impreza GC8</b>		<b>DEU</b>				
Lauf 1:	00:02.224 (2)	00:01.234 (3)	00:45.403 (4)	00:20.233 (4)	149.51 km/h (4)	01:09.094 (4)	106.81 km/h
Lauf 2:	00:02.444 (4)	00:01.383 (4)	00:45.959 (4)	00:20.420 (4)	144.94 km/h (4)	01:10.206 (4)	105.12 km/h
Lauf 3:	00:02.344 (3)	00:01.338 (4)	00:45.426 (4)	00:20.487 (4)	147.46 km/h (4)	01:09.595 (4)	106.04 km/h

### Gruppe E1-FIA,E1-BERG,H,FS,CTC/CGT NSU Berg-Pokal - Klasse 12

	30m	30m-60m	Sektor 3	Sektor 4	Ziel-Speed	Laufzeit	Speed (Lauf)
<b>501 STEINERT Karsten</b>	<b>NSU Steinert 67</b>		<b>DEU</b>				
Lauf 1:	00:02.378 (2)	00:01.797 (13)	00:47.960 (4)	00:21.038 (5)	135.54 km/h (2)	01:13.173 (3)	100.86 km/h
Lauf 2:	00:02.351 (2)	00:01.802 (13)	00:48.529 (4)	00:20.792 (3)	134.92 km/h (2)	01:13.474 (3)	100.44 km/h
Lauf 3:	00:02.453 (2)	00:01.575 (10)	00:46.964 (3)	00:20.987 (5)	135.27 km/h (2)	01:11.979 (3)	102.53 km/h
<b>504 SZOTT Roman</b>	<b>NSU TT</b>		<b>DEU</b>				
Lauf 1:	00:02.587 (6)	00:01.574 (10)	00:55.188 (12)	00:24.349 (12)	121.42 km/h (10)	01:23.698 (12)	88.17 km/h
Lauf 2:	00:02.559 (5)	00:01.540 (10)	00:56.010 (12)	00:24.498 (12)	121.41 km/h (11)	01:24.607 (12)	87.23 km/h
Lauf 3:	00:02.932 (11)	00:01.587 (11)	00:54.996 (12)	00:24.770 (12)	120.42 km/h (12)	01:24.285 (12)	87.56 km/h
<b>510 HOFMANN Steffen</b>	<b>NSU TT RPM / Davidovic</b>		<b>DEU</b>				
Lauf 1:	00:02.713 (11)	00:01.328 (1)	00:44.900 (1)	00:19.843 (1)	141.06 km/h (1)	01:08.784 (1)	107.29 km/h
Lauf 2:	00:02.757 (11)	00:01.335 (1)	00:45.315 (1)	00:19.703 (1)	140.34 km/h (1)	01:09.110 (1)	106.79 km/h
Lauf 3:	00:02.737 (10)	00:01.365 (1)	00:45.432 (1)	00:20.063 (1)	140.54 km/h (1)	01:09.597 (1)	106.04 km/h
<b>511 STEINWAND Manfred</b>	<b>NSU TT</b>		<b>DEU</b>				
Lauf 1:	00:02.923 (13)	00:01.584 (11)	00:54.209 (11)	00:23.815 (11)	120.18 km/h (11)	01:22.531 (11)	89.42 km/h
Lauf 2:	00:02.885 (12)	00:01.592 (11)	00:54.068 (11)	00:23.454 (11)	121.10 km/h (12)	01:21.999 (11)	90.00 km/h
Lauf 3:	00:02.934 (12)	00:01.612 (12)	00:53.360 (11)	00:23.076 (11)	122.41 km/h (11)	01:20.982 (11)	91.13 km/h
<b>513 SCHWALBE Wolfgang</b>	<b>NSU TT</b>		<b>DEU</b>				
Lauf 1:	00:02.340 (1)	00:01.446 (3)	00:50.055 (8)	00:22.619 (10)	128.09 km/h (7)	01:16.460 (8)	96.52 km/h
Lauf 2:	00:02.348 (1)	00:01.451 (4)	00:50.484 (8)	00:22.474 (10)	128.89 km/h (7)	01:16.757 (8)	96.15 km/h
Lauf 3:	00:02.383 (1)	00:01.457 (5)	00:50.261 (8)	00:22.467 (9)	128.83 km/h (7)	01:16.568 (8)	96.38 km/h
<b>514 REICH Andreas</b>	<b>NSU Reich TT</b>		<b>DEU</b>				
Lauf 1:	00:02.633 (9)	00:01.518 (8)	00:49.394 (7)	00:20.880 (3)	128.83 km/h (6)	01:14.425 (7)	99.16 km/h
Lauf 2:	00:02.603 (8)	00:01.522 (8)	00:49.177 (7)	00:21.068 (5)	127.64 km/h (8)	01:14.370 (7)	99.23 km/h
Lauf 3:	00:02.686 (9)	00:01.523 (8)	00:49.157 (7)	00:21.024 (6)	127.58 km/h (9)	01:14.390 (7)	99.21 km/h

DNS = nicht gestartet | DNF = ausgefallen | DNC = nicht gewertet | DSQ = disqualifiziert







# 24. Int. ADAC Ibergrennen

29. - 30. Juni 2019

MC Heilbad Heiligenstadt e.V. im ADAC

37308 Heilbad Heiligenstadt

Strecke: L2022 in Richtung Kalteneber - Länge 2,050 km

Deutsche Automobil-Berg-Meisterschaft / DMSB Automobil-Berg-Cup  
KW Berg-Cup / KW Berg-Cup National / NSU Bergpokal im KW Berg-Cup

**DMSB**

Reg. Nr. 19-2019

## Rennen - Sektorzeiten & Speeds

	30m	30m-60m	Sektor 3	Sektor 4	Ziel-Speed	Laufzeit	Speed (Lauf)
<b>515 SCHINDLER Uwe</b>		<b>NSU TT KWR</b>		<b>DEU</b>			
Lauf 1:	00:02.482 (3)	00:01.384 (2)	00:46.836 (2)	00:20.431 (2)	134.53 km/h (3)	01:11.133 (2)	103.75 km/h
Lauf 2:	00:02.442 (3)	00:01.410 (2)	00:46.741 (2)	00:20.285 (2)	134.04 km/h (3)	01:10.878 (2)	104.12 km/h
Lauf 3:	00:02.498 (3)	00:01.410 (2)	00:46.946 (2)	00:20.440 (2)	134.35 km/h (4)	01:11.294 (2)	103.52 km/h
<b>517 VOGEL Michael</b>		<b>NSU TT Davidovic</b>		<b>DEU</b>			
Lauf 1:	00:02.673 (10)	00:01.533 (9)	00:51.076 (10)	00:22.372 (9)	124.36 km/h (9)	01:17.654 (10)	95.04 km/h
Lauf 2:	00:02.585 (6)	00:01.535 (9)	00:51.388 (10)	00:22.445 (9)	124.25 km/h (10)	01:17.953 (10)	94.67 km/h
Lauf 3:	00:02.656 (8)	00:01.552 (9)	00:51.712 (10)	00:22.522 (10)	123.28 km/h (10)	01:18.442 (10)	94.08 km/h
<b>522 KRYSTOFIAK Thomas</b>		<b>NSU 1200c KWR</b>		<b>DEU</b>			
Lauf 1:	00:02.570 (4)	00:01.450 (4)	00:48.799 (5)	00:20.884 (4)	132.25 km/h (4)	01:13.703 (4)	100.13 km/h
Lauf 2:	00:02.623 (10)	00:01.474 (5)	00:48.602 (5)	00:21.162 (6)	131.05 km/h (5)	01:13.861 (5)	99.92 km/h
Lauf 3:	00:02.528 (6)	00:01.443 (4)	00:47.976 (4)	00:20.962 (4)	134.82 km/h (3)	01:12.909 (5)	101.22 km/h
<b>523 KLEINEBERG Frank</b>		<b>NSU TT</b>		<b>DEU</b>			
Lauf 1:	00:02.572 (5)	00:01.475 (6)	00:48.799 (5)	00:21.215 (6)	129.93 km/h (5)	01:14.061 (6)	99.65 km/h
Lauf 2:	00:02.607 (9)	00:01.497 (6)	00:49.015 (6)	00:21.047 (4)	129.92 km/h (6)	01:14.166 (6)	99.51 km/h
Lauf 3:	00:02.518 (4)	00:01.489 (6)	00:48.989 (6)	00:21.288 (7)	129.84 km/h (6)	01:14.284 (6)	99.35 km/h
<b>524 SCHÄF Uwe</b>		<b>NSU TTS</b>		<b>DEU</b>			
Lauf 1:	00:02.611 (8)	00:01.486 (7)	00:50.842 (9)	00:22.269 (8)	124.76 km/h (8)	01:17.208 (9)	95.59 km/h
Lauf 2:	00:02.601 (7)	00:01.499 (7)	00:50.760 (9)	00:22.017 (8)	124.89 km/h (9)	01:16.877 (9)	96.00 km/h
Lauf 3:	00:02.598 (7)	00:01.511 (7)	00:50.862 (9)	00:21.774 (8)	127.64 km/h (8)	01:16.745 (9)	96.16 km/h
<b>525 SCHWARZ Christoph</b>		<b>NSU TT KWR Typ 67</b>		<b>DEU</b>			
Lauf 1:	00:02.588 (7)	00:01.454 (5)	00:47.948 (3)	00:21.832 (7)	*	( )	99.97 km/h
Lauf 2:	00:02.548 (4)	00:01.446 (3)	00:48.401 (3)	00:21.304 (7)	132.17 km/h (4)	01:13.699 (4)	100.14 km/h
Lauf 3:	00:02.523 (5)	00:01.433 (3)	00:48.085 (5)	00:20.836 (3)	133.52 km/h (5)	01:12.877 (4)	101.27 km/h
<b>530 WALLSTEIN Bernd</b>		<b>NSU TTS</b>		<b>DEU</b>			
Lauf 1:	00:02.906 (12)	00:01.640 (12)	00:58.065 (13)	00:25.116 (13)	112.54 km/h (12)	01:27.727 (13)	84.12 km/h
Lauf 2:	00:02.944 (13)	00:01.702 (12)	00:57.028 (13)	00:25.816 (13)	110.46 km/h (13)	01:27.490 (13)	84.35 km/h
Lauf 3:	00:03.118 (13)	00:01.748 (13)	00:57.645 (13)	00:24.972 (13)	114.03 km/h (13)	01:27.483 (13)	84.36 km/h

### Gruppe E1-FIA,E1-BERG,H,FS,CTC/CGT bis 1150 ccm - Klasse 13

	30m	30m-60m	Sektor 3	Sektor 4	Ziel-Speed	Laufzeit	Speed (Lauf)
<b>446 DAVIDOVIC Jörg</b>		<b>NSU Davidovic TT 16V Evo2</b>		<b>DEU</b>			
Lauf 1:	00:02.838 (2)	00:01.384 (2)	00:46.263 (2)	00:20.258 (3)	138.25 km/h (2)	01:10.743 (2)	104.32 km/h
Lauf 2:	00:02.863 (3)	00:01.471 (3)	00:46.257 (2)	00:20.372 (3)	137.64 km/h (3)	01:10.963 (2)	104.00 km/h
Lauf 3:	00:02.850 (3)	00:01.510 (3)	00:45.898 (2)	00:20.143 (2)	137.63 km/h (2)	01:10.401 (2)	104.83 km/h
<b>448 DEUTSCH Bernd</b>		<b>Schneider Audi 50 86</b>		<b>DEU</b>			
Lauf 1:	00:03.670 (3)	00:02.121 (3)	00:49.200 (3)	00:20.230 (2)	138.01 km/h (3)	01:15.221 (3)	98.11 km/h
Lauf 2:	00:02.738 (2)	00:01.432 (2)	00:46.952 (3)	00:20.182 (2)	138.55 km/h (2)	01:11.304 (3)	103.50 km/h
Lauf 3:	00:02.712 (2)	00:01.495 (2)	00:47.767 (3)	00:20.473 (3)	136.89 km/h (3)	01:12.447 (3)	101.87 km/h

DNS = nicht gestartet | DNF = ausgefallen | DNC = nicht gewertet | DSQ = disqualifiziert



www.berg-zeitnahme.de

Seite: 5 / 14





# 24. Int. ADAC Ibergrennen

29. - 30. Juni 2019

MC Heilbad Heiligenstadt e.V. im ADAC

37308 Heilbad Heiligenstadt

Strecke: L2022 in Richtung Kalteneber - Länge 2,050 km

Deutsche Automobil-Berg-Meisterschaft / DMSB Automobil-Berg-Cup  
KW Berg-Cup / KW Berg-Cup National / NSU Bergpokal im KW Berg-Cup

**DMSB**

Reg. Nr. 19-2019

## Rennen - Sektorzeiten & Speeds

	30m	30m-60m	Sektor 3	Sektor 4	Ziel-Speed	Laufzeit	Speed (Lauf)
451 <b>SCHNEIDER Jürgen</b>		<b>VW Schneider Polo 16V</b>		<b>DEU</b>			
Lauf 1:	00:02.615 (1)	00:01.360 (1)	00:44.287 (1)	00:20.003 (1)	147.39 km/h (1)	01:08.265 (1)	108.11 km/h
Lauf 2:	00:02.572 (1)	00:01.311 (1)	00:45.481 (1)	00:19.864 (1)	143.76 km/h (1)	01:09.228 (1)	106.60 km/h
Lauf 3:	00:02.452 (1)	00:01.355 (1)	00:45.386 (1)	00:20.013 (1)	144.62 km/h (1)	01:09.206 (1)	106.64 km/h

### Gruppe E1-FIA,E1-BERG,H,FS,CTC/CGT bis 1400 ccm - Klasse 14

	30m	30m-60m	Sektor 3	Sektor 4	Ziel-Speed	Laufzeit	Speed (Lauf)
399 <b>ELLER Hans Peter</b>		<b>VW Scirocco</b>		<b>DEU</b>			
Lauf 1:	00:02.710 (9)	00:01.310 (2)	00:40.409 (1)	00:18.170 (1)	161.79 km/h (1)	01:02.599 (1)	117.89 km/h
Lauf 2:	00:02.610 (8)	00:01.294 (2)	00:40.173 (1)	00:18.368 (1)	160.43 km/h (1)	01:02.445 (1)	118.18 km/h
Lauf 3:	00:02.578 (3)	00:01.299 (2)	00:40.440 (1)	00:18.362 (1)	160.93 km/h (1)	01:02.679 (1)	117.74 km/h
400 <b>WEISSDORN Franz</b>		<b>VW Polo</b>		<b>DEU</b>			
Lauf 1:	00:03.471 (12)	00:01.236 (1)	00:41.762 (2)	00:18.859 (3)	155.23 km/h (3)	01:05.328 (3)	112.97 km/h
Lauf 2:	00:02.464 (2)	00:01.278 (1)	00:41.456 (2)	00:18.811 (2)	155.99 km/h (2)	01:04.009 (2)	115.30 km/h
Lauf 3:	00:02.474 (2)	00:01.282 (1)	00:41.700 (2)	00:19.020 (3)	157.87 km/h (2)	01:04.476 (2)	114.46 km/h
401 <b>ABB Nils</b>		<b>VW Schneider Polo II 8V</b>		<b>DEU</b>			
Lauf 1:	00:02.668 (6)	00:01.373 (9)	00:44.005 (6)	00:19.023 (4)	145.27 km/h (6)	01:07.069 (6)	110.04 km/h
Lauf 2:	00:02.609 (6)	00:01.357 (10)	00:45.064 (10)	00:19.265 (5)	143.97 km/h (8)	01:08.295 (7)	108.06 km/h
Lauf 3:	00:02.595 (6)	00:01.371 (8)	00:44.643 (7)	00:19.380 (5)	144.29 km/h (7)	01:07.989 (7)	108.55 km/h
403 <b>PRÖSCHEL Thomas</b>		<b>VW Schneider Corrado</b>		<b>DEU</b>			
Lauf 1:	00:02.560 (4)	00:01.333 (6)	00:41.974 (3)	00:18.810 (2)	157.23 km/h (2)	01:04.677 (2)	114.11 km/h
Lauf 2:	00:02.584 (5)	00:01.322 (4)	00:42.608 (3)	00:19.097 (3)	155.90 km/h (3)	01:05.611 (3)	112.48 km/h
Lauf 3:	00:02.583 (4)	00:01.359 (7)	00:42.037 (3)	00:18.916 (2)	154.55 km/h (3)	01:04.895 (3)	113.72 km/h
404 <b>LOHMANN Frank</b>		<b>VW Polo 86C 8V</b>		<b>DEU</b>			
Lauf 1:	00:02.518 (2)	00:01.324 (4)	00:43.418 (5)	00:19.364 (5)	145.50 km/h (5)	01:06.624 (4)	110.77 km/h
Lauf 2:	00:02.448 (1)	00:01.339 (6)	00:43.270 (5)	00:19.343 (6)	146.14 km/h (6)	01:06.400 (5)	111.14 km/h
Lauf 3:	00:02.467 (1)	00:01.352 (6)	00:43.417 (5)	00:19.356 (4)	145.23 km/h (6)	01:06.592 (5)	110.82 km/h
407 <b>HÜLSMANN Markus</b>		<b>VW Golf 1 16V</b>		<b>DEU</b>			
Lauf 1:	00:02.674 (7)	00:01.314 (3)	00:43.271 (4)	00:19.490 (7)	152.38 km/h (4)	01:06.749 (5)	110.56 km/h
Lauf 2:	00:02.640 (9)	00:01.302 (3)	00:42.971 (4)	00:19.245 (4)	150.66 km/h (4)	01:06.158 (4)	111.55 km/h
Lauf 3:	00:02.606 (7)	00:01.307 (3)	00:43.095 (4)	00:19.482 (6)	149.07 km/h (4)	01:06.490 (4)	110.99 km/h
408 <b>WINKLER Stefan</b>		<b>Fiat 127</b>		<b>DEU</b>			
Lauf 1:	00:02.624 (5)	00:01.372 (8)	00:45.032 (7)	00:19.790 (8)	143.49 km/h (9)	01:08.818 (7)	107.24 km/h
Lauf 2:	00:02.711 (10)	00:01.353 (9)	00:44.666 (7)	00:20.064 (9)	141.68 km/h (10)	01:08.794 (9)	107.28 km/h
Lauf 3:	00:02.625 (9)	00:01.342 (5)	00:44.685 (8)	00:19.732 (8)	143.82 km/h (9)	01:08.384 (8)	107.92 km/h
412 <b>MEURER Karlheinz</b>		<b>VW Weißdorn Polo C86</b>		<b>DEU</b>			
Lauf 1:	00:02.521 (3)	00:01.324 (4)	00:47.640 (10)	00:20.405 (11)	142.49 km/h (10)	01:11.890 (10)	102.66 km/h
Lauf 2:	00:02.548 (4)	00:01.341 (7)	00:46.623 (11)	00:20.562 (11)	142.49 km/h (9)	01:11.074 (11)	103.84 km/h
Lauf 3:	00:02.655 (11)	00:01.380 (10)	00:46.606 (11)	00:20.667 (11)	140.27 km/h (11)	01:11.308 (11)	103.49 km/h

DNS = nicht gestartet | DNF = ausgefallen | DNC = nicht gewertet | DSQ = disqualifiziert







www.berg-zeitnahme.de






Seite: 6 / 14



## Rennen - Sektorzeiten & Speeds

	30m	30m-60m	Sektor 3	Sektor 4	Ziel-Speed	Laufzeit	Speed (Lauf)
<b>415 VOIGT Walter</b>		<b>VW Weißdorn Polo 86c 16 V</b>		<b>DEU</b>			
Lauf 1:	00:02.708 (8)	00:01.392 (10)	00:45.246 (8)	00:20.101 (9)	144.89 km/h (7)	01:09.447 (9)	106.27 km/h
Lauf 2:	00:02.609 (6)	00:01.337 (5)	00:44.943 (9)	00:20.291 (10)	146.63 km/h (5)	01:09.180 (10)	106.68 km/h
Lauf 3:	00:02.643 (10)	00:01.458 (11)	00:44.995 (9)	00:19.905 (10)	147.43 km/h (5)	01:09.001 (10)	106.95 km/h
<b>420 MÜLLER Nico</b>		<b>VW Weißdorn Polo 16V</b>		<b>DEU</b>			
Lauf 1:	00:02.847 (10)	00:01.480 (11)	00:56.736 (11)	00:19.411 (6)	144.74 km/h (8)	01:20.474 (11)	91.71 km/h
Lauf 2:	00:02.714 (11)	00:01.414 (11)	00:44.292 (6)	00:19.722 (7)	144.16 km/h (7)	01:08.142 (6)	108.30 km/h
Lauf 3:	00:02.590 (5)	00:01.312 (4)	00:43.956 (6)	00:19.699 (7)	143.94 km/h (8)	01:07.557 (6)	109.24 km/h
<b>422 MARKERT Jasmin</b>		<b>VW Schneider Polo 8V</b>		<b>DEU</b>			
Lauf 1:	00:02.957 (11)	00:01.647 (12)	00:57.907 (12)	00:24.487 (12)	125.35 km/h (12)	01:26.998 (12)	84.83 km/h
Lauf 2:	00:02.859 (12)	00:01.586 (12)	00:54.821 (12)	00:23.593 (12)	127.47 km/h (12)	01:22.859 (12)	89.07 km/h
Lauf 3:	00:02.983 (12)	00:01.604 (12)	00:53.771 (12)	00:23.349 (12)	124.51 km/h (12)	01:21.707 (12)	90.32 km/h
<b>423 D'ACRI Stefano</b>		<b>Peugeot 106 Rally</b>		<b>DEU</b>			
Lauf 1:	00:02.469 (1)	00:01.360 (7)	00:45.252 (9)	00:20.108 (10)	141.42 km/h (11)	01:09.189 (8)	106.66 km/h
Lauf 2:	00:02.542 (3)	00:01.352 (8)	00:44.698 (8)	00:19.776 (8)	141.46 km/h (11)	01:08.368 (8)	107.95 km/h
Lauf 3:	00:02.610 (8)	00:01.372 (9)	00:45.112 (10)	00:19.806 (9)	142.29 km/h (10)	01:08.900 (9)	107.11 km/h

### Gruppe E1-FIA,E1-BERG,H,FS,CTC/CGT bis 1600 ccm - Klasse 15

	30m	30m-60m	Sektor 3	Sektor 4	Ziel-Speed	Laufzeit	Speed (Lauf)
<b>362 MAIER Helmut</b>		<b>VW Spiess Golf 16 V</b>		<b>AUT</b>			
Lauf 1:	00:02.636 (4)	00:01.265 (2)	00:43.669 (5)	00:19.422 (5)	157.01 km/h (3)	01:06.992 (5)	110.16 km/h
Lauf 2:	00:02.598 (3)	00:01.260 (2)	00:42.693 (4)	00:19.354 (5)	158.19 km/h (3)	01:05.905 (5)	111.98 km/h
Lauf 3:	00:02.580 (4)	00:01.282 (2)	00:42.777 (5)	00:19.265 (5)	159.35 km/h (3)	01:05.904 (5)	111.98 km/h
<b>365 FAULHABER Stefan</b>		<b>Opel Minichberger Kadett 16V</b>		<b>DEU</b>			
Lauf 1:	00:02.327 (1)	00:01.171 (1)	00:39.780 (2)	00:18.398 (2)	162.33 km/h (2)	01:01.676 (2)	119.66 km/h
Lauf 2:	00:02.251 (1)	00:01.160 (1)	00:40.202 (2)	00:18.110 (1)	163.76 km/h (1)	01:01.723 (2)	119.57 km/h
Lauf 3:	00:02.150 (1)	00:01.179 (1)	00:40.488 (2)	00:18.194 (1)	162.01 km/h (1)	01:02.011 (2)	119.01 km/h
<b>368 HEINDRICHS Andy</b>		<b>Opel Wiebe Corsa 16V RR</b>		<b>DEU</b>			
Lauf 1:	00:02.610 (3)	00:01.290 (3)	00:41.303 (3)	00:18.655 (3)	156.80 km/h (4)	01:03.858 (3)	115.57 km/h
Lauf 2:	00:02.617 (4)	00:01.305 (4)	00:41.340 (3)	00:18.824 (3)	155.76 km/h (4)	01:04.086 (3)	115.16 km/h
Lauf 3:	00:02.703 (5)	00:01.343 (5)	00:41.602 (3)	00:19.035 (3)	0.52 km/h (7)	01:04.683 (3)	114.09 km/h
<b>369 BUCK Erwin</b>		<b>VW Spiess Scirocco</b>		<b>DEU</b>			
Lauf 1:	00:02.705 (7)	00:01.299 (4)	00:38.860 (1)	00:18.139 (1)	162.53 km/h (1)	01:01.003 (1)	120.98 km/h
Lauf 2:	00:02.475 (2)	00:01.264 (3)	00:39.122 (1)	00:18.233 (2)	161.59 km/h (2)	01:01.094 (1)	120.80 km/h
Lauf 3:	00:02.492 (3)	00:01.292 (3)	00:39.623 (1)	00:18.425 (2)	160.95 km/h (2)	01:01.832 (1)	119.36 km/h
<b>371 BILEN Sarp</b>		<b>VW Golf 2</b>		<b>DEU</b>			
Lauf 1:	00:02.578 (2)	00:01.379 (6)	00:43.377 (4)	00:18.893 (4)	151.34 km/h (5)	01:06.227 (4)	111.43 km/h
Lauf 2:	00:02.641 (5)	00:01.365 (5)	00:42.942 (5)	00:18.894 (4)	151.67 km/h (5)	01:05.842 (4)	112.09 km/h
Lauf 3:	00:02.467 (2)	00:01.312 (4)	00:42.652 (4)	00:19.179 (4)	150.90 km/h (4)	01:05.610 (4)	112.48 km/h

DNS = nicht gestartet | DNF = ausgefallen | DNC = nicht gewertet | DSQ = disqualifiziert

### Rennen - Sektorzeiten & Speeds

	30m	30m-60m	Sektor 3	Sektor 4	Ziel-Speed	Laufzeit	Speed (Lauf)
<b>372 EIGL Lukas</b>		<b>Opel Corsa A GSI 16V</b>		<b>DEU</b>			
Lauf 1:	00:02.695 (6)	00:01.503 (7)	00:47.055 (7)	00:21.090 (7)	143.59 km/h (7)	01:12.343 (7)	102.01 km/h
Lauf 2:	00:02.694 (6)	00:01.464 (7)	00:46.773 (7)	00:20.709 (6)	144.49 km/h (6)	01:11.640 (7)	103.02 km/h
Lauf 3:	00:02.817 (6)	00:01.797 (7)	00:46.998 (6)	00:20.789 (6)	143.86 km/h (5)	01:12.401 (6)	101.93 km/h
<b>373 CHRISTALL Rene</b>		<b>Opel Corsa A 8V</b>		<b>DEU</b>			
Lauf 1:	00:02.907 (8)	00:01.525 (8)	00:49.528 (8)	00:21.187 (8)	123.02 km/h (8)	01:15.147 (8)	98.21 km/h
Lauf 2:	00:03.015 (8)	00:01.551 (8)	00:49.542 (8)	00:21.006 (7)	128.19 km/h (8)	01:15.114 (8)	98.25 km/h
Lauf 3:	00:02.829 (7)	00:01.525 (6)	00:49.272 (7)	00:21.244 (7)	129.61 km/h (6)	01:14.870 (7)	98.57 km/h
<b>374 D'ACRI Francesco</b>		<b>Citroën Saxo VTS</b>		<b>DEU</b>			
Lauf 1:	00:02.640 (5)	00:01.331 (5)	00:46.604 (6)	00:20.671 (6)	143.98 km/h (6)	01:11.246 (6)	103.58 km/h
Lauf 2:	00:02.706 (7)	00:01.431 (6)	00:46.226 (6)	00:21.225 (8)	139.96 km/h (7)	01:11.588 (6)	103.09 km/h
Lauf 3:	* (0)	* (0)	* (0)	* (0)	* (0)	DNS (0)	*


#### Gruppe E1-FIA,E1-BERG,H,FS,CTC/CGT bis 2000 ccm - Klasse 16

	30m	30m-60m	Sektor 3	Sektor 4	Ziel-Speed	Laufzeit	Speed (Lauf)
<b>300 WIEBE Björn</b>		<b>Renault Clio BTCC</b>		<b>DEU</b>			
Lauf 1:	00:02.612 (11)	00:01.265 (5)	00:38.862 (1)	00:17.769 (1)	165.78 km/h (1)	01:00.508 (1)	121.97 km/h
Lauf 2:	00:02.490 (5)	00:01.246 (2)	00:38.771 (1)	00:17.958 (1)	164.64 km/h (1)	01:00.465 (1)	122.05 km/h
Lauf 3:	00:02.603 (12)	00:01.305 (10)	00:39.419 (1)	00:18.236 (1)	164.08 km/h (1)	01:01.563 (1)	119.88 km/h
<b>301 ORTH Patrick</b>		<b>BMW Gerent E30</b>		<b>DEU</b>			
Lauf 1:	00:02.499 (5)	00:01.212 (2)	00:39.392 (2)	00:18.224 (2)	164.07 km/h (2)	01:01.327 (2)	120.34 km/h
Lauf 2:	00:02.783 (20)	00:01.256 (4)	00:39.953 (2)	00:18.274 (2)	163.88 km/h (2)	01:02.266 (2)	118.52 km/h
Lauf 3:	00:02.553 (8)	00:01.225 (2)	00:39.544 (2)	00:18.701 (5)	160.56 km/h (5)	01:02.023 (2)	118.99 km/h
<b>303 DÜMLER Christian</b>		<b>VW Golf</b>		<b>DEU</b>			
Lauf 1:	00:02.668 (16)	00:01.311 (12)	00:40.830 (5)	00:18.325 (3)	161.89 km/h (4)	01:03.134 (3)	116.89 km/h
Lauf 2:	00:02.569 (9)	00:01.304 (9)	00:40.330 (4)	00:18.860 (6)	159.31 km/h (5)	01:03.063 (4)	117.03 km/h
Lauf 3:	00:02.659 (17)	00:01.320 (12)	00:40.455 (4)	00:18.458 (2)	161.24 km/h (3)	01:02.892 (3)	117.34 km/h
<b>306 FLIK Beatrice</b>		<b>Renault Megane Cup</b>		<b>DEU</b>			
Lauf 1:	00:02.580 (9)	00:01.302 (11)	00:43.332 (11)	00:19.383 (13)	156.28 km/h (7)	01:06.597 (13)	110.82 km/h
Lauf 2:	00:02.575 (10)	00:01.311 (10)	00:43.066 (13)	00:19.216 (12)	155.86 km/h (8)	01:06.168 (12)	111.53 km/h
Lauf 3:	00:02.585 (9)	00:01.304 (9)	00:43.011 (11)	00:19.248 (13)	155.11 km/h (7)	01:06.148 (12)	111.57 km/h
<b>307 PLEIER Alexander</b>		<b>Opel Kadett C Coupé</b>		<b>DEU</b>			
Lauf 1:	00:02.500 (6)	00:01.344 (18)	00:43.313 (10)	00:19.077 (10)	149.92 km/h (14)	01:06.234 (10)	111.42 km/h
Lauf 2:	00:02.367 (3)	00:01.334 (14)	00:42.481 (9)	00:18.997 (9)	149.83 km/h (13)	01:05.179 (8)	113.23 km/h
Lauf 3:	00:02.406 (4)	00:01.322 (13)	00:42.777 (9)	00:19.203 (12)	149.61 km/h (13)	01:05.708 (9)	112.32 km/h
<b>309 PAULICK Ralph</b>		<b>VW Golf 1 16V Minichberger</b>		<b>DEU</b>			
Lauf 1:	00:02.567 (8)	00:01.271 (6)	00:40.581 (3)	00:18.879 (7)	158.67 km/h (5)	01:03.298 (4)	116.59 km/h
Lauf 2:	00:02.604 (12)	00:01.269 (7)	00:40.288 (3)	00:18.777 (4)	160.22 km/h (4)	01:02.938 (3)	117.26 km/h
Lauf 3:	00:02.602 (11)	00:01.277 (6)	00:40.387 (3)	00:18.638 (3)	162.08 km/h (2)	01:02.904 (4)	117.32 km/h

DNS = nicht gestartet | DNF = ausgefallen | DNC = nicht gewertet | DSQ = disqualifiziert







# 24. Int. ADAC Ibergrennen

29. - 30. Juni 2019

MC Heilbad Heiligenstadt e.V. im ADAC

37308 Heilbad Heiligenstadt

Strecke: L2022 in Richtung Kalteneber - Länge 2,050 km

Deutsche Automobil-Berg-Meisterschaft / DMSB Automobil-Berg-Cup  
KW Berg-Cup / KW Berg-Cup National / NSU Bergpokal im KW Berg-Cup

**DMSB**

Reg. Nr. 19-2019

## Rennen - Sektorzeiten & Speeds


	30m	30m-60m	Sektor 3	Sektor 4	Ziel-Speed	Laufzeit	Speed (Lauf)
<b>314 AUER Christian</b>		<b>BMW 2002 8V</b>		<b>DEU</b>			
Lauf 1:	00:02.498 (4)	00:01.250 (4)	00:42.474 (8)	00:18.947 (8)	153.70 km/h (9)	01:05.169 (8)	113.24 km/h
Lauf 2:	00:02.608 (13)	00:01.261 (5)	00:42.417 (8)	00:18.920 (8)	154.09 km/h (9)	01:05.206 (10)	113.18 km/h
Lauf 3:	00:02.305 (2)	00:01.257 (4)	00:42.353 (8)	00:18.779 (6)	154.29 km/h (8)	01:04.694 (8)	114.08 km/h
<b>316 SCHÖNBORN Rainer</b>		<b>VW Golf 1</b>		<b>DEU</b>			
Lauf 1:	00:02.634 (13)	00:01.295 (9)	00:40.802 (4)	00:18.568 (4)	162.65 km/h (3)	01:03.299 (5)	116.59 km/h
Lauf 2:	00:02.599 (11)	00:01.282 (8)	00:40.963 (5)	00:18.506 (3)	161.50 km/h (3)	01:03.350 (5)	116.50 km/h
Lauf 3:	00:02.619 (14)	00:01.286 (8)	00:40.805 (5)	00:18.680 (4)	160.65 km/h (4)	01:03.390 (5)	116.42 km/h
<b>318 RATH Fabien</b>		<b>Opel Risse Kadett C 16V</b>		<b>DEU</b>			
Lauf 1:	00:02.750 (19)	00:01.281 (8)	00:43.511 (12)	00:19.626 (14)	158.05 km/h (6)	01:07.168 (14)	109.87 km/h
Lauf 2:	00:02.767 (19)	00:01.353 (17)	00:42.501 (10)	00:19.090 (11)	157.84 km/h (6)	01:05.711 (11)	112.31 km/h
Lauf 3:	00:02.630 (15)	00:01.284 (7)	00:42.933 (10)	00:19.044 (11)	156.98 km/h (6)	01:05.891 (10)	112.00 km/h
<b>319 WEISS Werner</b>		<b>Ford Escort RS 1800 BDA</b>		<b>DEU</b>			
Lauf 1:	00:02.222 (1)	00:01.194 (1)	00:41.936 (7)	00:19.097 (11)	153.86 km/h (8)	01:04.449 (7)	114.51 km/h
Lauf 2:	00:02.166 (1)	00:01.155 (1)	00:41.471 (7)	00:19.016 (10)	156.05 km/h (7)	01:03.808 (7)	115.66 km/h
Lauf 3:	00:02.217 (1)	00:01.167 (1)	00:41.113 (6)	00:18.966 (9)	153.88 km/h (9)	01:03.463 (6)	116.29 km/h
<b>320 RUWE Mario</b>		<b>VW Golf II GTI 16V</b>		<b>DEU</b>			
Lauf 1:	00:02.566 (7)	00:01.330 (16)	* ( )	* ( )	* ( )	DNF ( )	*
Lauf 2:	* ( )	* ( )	* ( )	* ( )	* ( )	DNS ( )	*
Lauf 3:	* ( )	* ( )	* ( )	* ( )	* ( )	DNS ( )	*
<b>321 FLIK Thomas</b>		<b>Renault Clio 3 Cup</b>		<b>DEU</b>			
Lauf 1:	00:02.660 (15)	00:01.313 (13)	00:42.772 (9)	00:19.157 (12)	152.82 km/h (10)	01:05.902 (9)	111.98 km/h
Lauf 2:	00:02.762 (18)	00:01.352 (16)	00:42.975 (12)	00:19.319 (13)	151.54 km/h (12)	01:06.408 (14)	111.13 km/h
Lauf 3:	00:02.616 (13)	00:01.323 (14)	00:43.316 (12)	00:19.313 (14)	152.56 km/h (10)	01:06.568 (14)	110.86 km/h
<b>325 ALT Holger</b>		<b>Ford Escort</b>		<b>DEU</b>			
Lauf 1:	00:02.841 (22)	00:01.441 (21)	00:46.354 (18)	00:20.263 (17)	141.83 km/h (20)	01:10.899 (18)	104.09 km/h
Lauf 2:	00:02.612 (14)	00:01.368 (18)	00:45.908 (18)	00:20.270 (17)	140.21 km/h (20)	01:10.158 (18)	105.19 km/h
Lauf 3:	00:02.656 (16)	00:01.416 (19)	00:45.749 (16)	00:20.562 (17)	140.85 km/h (19)	01:10.383 (17)	104.85 km/h
<b>326 PABST Johannes</b>		<b>Opel Kadett D</b>		<b>AUT</b>			
Lauf 1:	00:02.654 (14)	00:01.334 (17)	00:46.105 (17)	00:20.700 (18)	144.62 km/h (16)	01:10.793 (17)	104.25 km/h
Lauf 2:	00:02.697 (15)	00:01.445 (20)	00:45.638 (16)	00:20.331 (18)	146.79 km/h (15)	01:10.111 (17)	105.26 km/h
Lauf 3:	00:02.588 (10)	00:01.539 (21)	00:46.763 (18)	00:21.390 (18)	146.67 km/h (15)	01:12.280 (18)	102.10 km/h
<b>327 HIRTE Michael</b>		<b>Renault Clio RS Cup</b>		<b>DEU</b>			
Lauf 1:	00:02.727 (17)	00:01.381 (20)	00:50.593 (21)	00:21.225 (19)	141.88 km/h (19)	01:15.926 (21)	97.20 km/h
Lauf 2:	00:02.540 (7)	00:01.337 (15)	00:49.542 (21)	00:20.998 (19)	141.47 km/h (19)	01:14.417 (21)	99.17 km/h
Lauf 3:	00:02.695 (18)	00:01.395 (18)	00:49.761 (21)	00:21.461 (20)	141.33 km/h (18)	01:15.312 (21)	97.99 km/h
<b>329 SCHUG Martin</b>		<b>VW Golf 2 16 V</b>		<b>DEU</b>			
Lauf 1:	00:02.601 (10)	00:01.301 (10)	00:47.188 (19)	00:21.419 (20)	142.22 km/h (18)	01:12.509 (19)	101.78 km/h
Lauf 2:	00:02.568 (8)	00:01.333 (13)	00:47.179 (19)	00:21.384 (20)	143.71 km/h (17)	01:12.464 (19)	101.84 km/h
Lauf 3:	00:02.547 (6)	00:01.330 (16)	00:46.999 (19)	00:21.406 (19)	142.95 km/h (17)	01:12.282 (19)	102.10 km/h
<b>333 HATEZIC Johann</b>		<b>Opel Ascona B Frank 8v</b>		<b>DEU</b>			
Lauf 1:	00:02.331 (3)	00:01.244 (3)	00:43.925 (14)	00:18.859 (6)	150.11 km/h (13)	01:06.359 (11)	111.21 km/h
Lauf 2:	00:02.409 (4)	00:01.246 (2)	00:42.622 (11)	00:18.902 (7)	151.71 km/h (10)	01:05.179 (8)	113.23 km/h
Lauf 3:	00:02.441 (5)	00:01.249 (3)	00:43.666 (14)	00:19.009 (10)	151.62 km/h (11)	01:06.365 (13)	111.20 km/h


DNS = nicht gestartet | DNF = ausgefallen | DNC = nicht gewertet | DSQ = disqualifiziert



www.berg-zeitnahme.de

Seite: 9 / 14





# 24. Int. ADAC Ibergrennen

29. - 30. Juni 2019

MC Heilbad Heiligenstadt e.V. im ADAC

37308 Heilbad Heiligenstadt

Strecke: L2022 in Richtung Kalteneber - Länge 2,050 km

Deutsche Automobil-Berg-Meisterschaft / DMSB Automobil-Berg-Cup  
KW Berg-Cup / KW Berg-Cup National / NSU Bergpokal im KW Berg-Cup

**DMSB**

Reg. Nr. 19-2019

## Rennen - Sektorzeiten & Speeds

	30m	30m-60m	Sektor 3	Sektor 4	Ziel-Speed	Laufzeit	Speed (Lauf)
<b>335 BAYER Daniel</b>		<b>Opel Ziegler Kadett C Coupé 8V</b>	<b>DEU</b>				
Lauf 1:	00:02.278 (2)	00:01.313 (13)	00:43.740 (13)	00:19.034 (9)	150.37 km/h (12)	01:06.365 (12)	111.20 km/h
Lauf 2:	00:02.267 (2)	00:01.316 (12)	00:43.276 (14)	00:19.341 (14)	147.56 km/h (14)	01:06.200 (13)	111.48 km/h
Lauf 3:	00:02.357 (3)	00:01.326 (15)	00:43.494 (13)	00:18.945 (8)	148.66 km/h (14)	01:06.122 (11)	111.61 km/h
<b>342 HELLBERG Marcel</b>		<b>VW Brügge Golf I 8V</b>	<b>DEU</b>				
Lauf 1:	00:02.628 (12)	00:01.277 (7)	00:41.197 (6)	00:18.770 (5)	151.94 km/h (11)	01:03.872 (6)	115.54 km/h
Lauf 2:	00:02.511 (6)	00:01.268 (6)	00:41.139 (6)	00:18.780 (5)	151.63 km/h (11)	01:03.698 (6)	115.86 km/h
Lauf 3:	00:02.547 (6)	00:01.268 (5)	00:41.490 (7)	00:18.783 (7)	151.34 km/h (12)	01:04.088 (7)	115.15 km/h
<b>343 DANDL Michael</b>		<b>BMW Stengl 320 E30 8v</b>	<b>DEU</b>				
Lauf 1:	00:02.759 (20)	00:01.316 (15)	00:45.374 (15)	00:19.628 (15)	145.00 km/h (15)	01:09.077 (15)	106.84 km/h
Lauf 2:	00:02.837 (21)	00:01.311 (10)	00:43.600 (15)	00:19.406 (15)	146.06 km/h (16)	01:07.154 (15)	109.90 km/h
Lauf 3:	00:02.755 (20)	00:01.316 (11)	00:44.873 (15)	00:19.903 (15)	138.24 km/h (20)	01:08.847 (15)	107.19 km/h
<b>350 HÖRNIG Christof</b>		<b>Renault Clio 3 Cup</b>	<b>DEU</b>				
Lauf 1:	00:02.735 (18)	00:01.373 (19)	00:45.830 (16)	00:19.776 (16)	143.85 km/h (17)	01:09.714 (16)	105.86 km/h
Lauf 2:	00:02.713 (16)	00:01.374 (19)	00:45.644 (17)	00:20.260 (16)	141.88 km/h (18)	01:09.991 (16)	105.44 km/h
Lauf 3:	00:02.725 (19)	00:01.383 (17)	00:46.021 (17)	00:20.153 (16)	143.92 km/h (16)	01:10.282 (16)	105.01 km/h
<b>351 LANIG Kai-Felix</b>		<b>Peugeot 206 S16 2RFR</b>	<b>DEU</b>				
Lauf 1:	00:02.820 (21)	00:01.520 (22)	00:49.025 (20)	00:21.991 (21)	133.11 km/h (21)	01:15.356 (20)	97.94 km/h
Lauf 2:	00:02.737 (17)	00:01.526 (21)	00:48.077 (20)	00:22.024 (21)	133.13 km/h (21)	01:14.364 (20)	99.24 km/h
Lauf 3:	00:02.774 (21)	00:01.528 (20)	00:48.582 (20)	00:21.501 (21)	133.29 km/h (21)	01:14.385 (20)	99.21 km/h

### Gruppe E1-FIA,E1-BERG,H,FS,CTC/CGT bis 2000 ccm E1-Berg Diesel - Klasse 17

	30m	30m-60m	Sektor 3	Sektor 4	Ziel-Speed	Laufzeit	Speed (Lauf)
<b>281 KOLLER Sepp</b>		<b>Alfa Romeo 147 Diesel</b>	<b>DEU</b>				
Lauf 1:	00:03.140 (1)	00:01.482 (1)	00:49.951 (1)	00:22.273 (1)	131.58 km/h (1)	01:16.846 (1)	96.04 km/h
Lauf 2:	00:03.037 (1)	00:01.497 (1)	00:50.535 (1)	00:21.912 (1)	140.24 km/h (1)	01:16.981 (1)	95.87 km/h
Lauf 3:	00:03.006 (1)	00:01.508 (1)	00:50.718 (1)	00:21.796 (1)	139.45 km/h (1)	01:17.028 (1)	95.81 km/h

### Gruppe E1-FIA,E1-BERG,H,FS,CTC/CGT bis 3000 ccm - Klasse 18

	30m	30m-60m	Sektor 3	Sektor 4	Ziel-Speed	Laufzeit	Speed (Lauf)
<b>251 GÖSER Günter</b>		<b>Opel Kadett C Coupé BöhM 16V</b>	<b>DEU</b>				
Lauf 1:	00:02.204 (2)	00:01.129 (2)	00:40.222 (1)	00:18.257 (1)	169.41 km/h (2)	01:01.812 (1)	119.39 km/h
Lauf 2:	00:02.190 (3)	00:01.130 (2)	00:40.040 (2)	00:18.141 (1)	169.48 km/h (2)	01:01.501 (1)	120.00 km/h
Lauf 3:	00:02.303 (3)	00:01.155 (2)	00:40.453 (2)	00:18.642 (1)	166.57 km/h (2)	01:02.553 (1)	117.98 km/h
<b>253 GAPP Marcel</b>		<b>BMW M3 E36</b>	<b>DEU</b>				
Lauf 1:	00:02.488 (6)	00:01.218 (4)	00:40.531 (2)	00:18.581 (2)	165.62 km/h (4)	01:02.818 (2)	117.48 km/h
Lauf 2:	00:02.480 (6)	00:01.216 (3)	00:39.741 (1)	00:18.435 (2)	164.06 km/h (3)	01:01.872 (2)	119.28 km/h
Lauf 3:	00:02.469 (6)	00:01.246 (4)	00:40.109 (1)	00:19.422 (5)	155.67 km/h (4)	01:03.246 (3)	116.69 km/h

DNS = nicht gestartet | DNF = ausgefallen | DNC = nicht gewertet | DSQ = disqualifiziert



www.berg-zeitnahme.de

Seite: 10 / 14



## Rennen - Sektorzeiten & Speeds

	30m	30m-60m	Sektor 3	Sektor 4	Ziel-Speed	Laufzeit	Speed (Lauf)
<b>262 WEBER Hauke</b>	<b>Audi 80 Quattro</b>		<b>DEU</b>				
Lauf 1:	00:02.164 (1)	00:01.096 (1)	00:40.919 (3)	00:18.796 (3)	177.30 km/h (1)	01:02.975 (3)	117.19 km/h
Lauf 2:	00:02.054 (1)	00:01.071 (1)	00:40.915 (3)	00:18.713 (3)	175.98 km/h (1)	01:02.753 (3)	117.60 km/h
Lauf 3:	00:02.084 (1)	00:01.091 (1)	00:40.695 (3)	00:18.866 (3)	174.44 km/h (1)	01:02.736 (2)	117.64 km/h
<b>264 BÜRKER Felix</b>	<b>Opel Frank Kadett C</b>		<b>DEU</b>				
Lauf 1:	00:02.368 (4)	00:01.226 (5)	00:44.008 (6)	00:19.667 (8)	154.00 km/h (6)	01:07.269 (6)	109.71 km/h
Lauf 2:	00:02.293 (4)	00:01.217 (4)	00:42.630 (5)	00:19.335 (5)	153.52 km/h (5)	01:05.475 (5)	112.71 km/h
Lauf 3:	00:02.358 (4)	00:01.222 (3)	00:42.874 (6)	00:19.611 (6)	152.15 km/h (6)	01:06.065 (6)	111.71 km/h
<b>265 WEBER Michael</b>	<b>Audi 80 quattro</b>		<b>DEU</b>				
Lauf 1:	00:02.227 (3)	00:01.207 (3)	00:41.475 (4)	00:19.287 (5)	166.27 km/h (3)	01:04.196 (4)	114.96 km/h
Lauf 2:	00:02.054 (1)	00:01.244 (5)	00:42.902 (6)	00:20.395 (8)	132.00 km/h (8)	01:06.595 (7)	110.82 km/h
Lauf 3:	00:02.202 (2)	00:01.293 (5)	00:42.851 (5)	00:19.255 (4)	155.24 km/h (5)	01:05.601 (5)	112.50 km/h
<b>266 WIRTH Alexander</b>	<b>Opel Ascona B</b>		<b>DEU</b>				
Lauf 1:	00:02.602 (8)	00:01.317 (6)	00:45.177 (8)	00:19.633 (7)	150.14 km/h (8)	01:08.729 (8)	107.38 km/h
Lauf 2:	00:02.530 (7)	00:01.345 (8)	00:44.846 (8)	00:20.054 (7)	148.52 km/h (7)	01:08.775 (8)	107.31 km/h
Lauf 3:	00:02.623 (8)	00:01.383 (8)	00:45.320 (8)	00:20.214 (8)	150.36 km/h (7)	01:09.540 (8)	106.13 km/h
<b>267 MINUTH Nino</b>	<b>Opel Kadett C Coupé 2.5 8V</b>		<b>DEU</b>				
Lauf 1:	00:02.452 (5)	00:01.332 (7)	00:44.252 (7)	00:19.522 (6)	150.20 km/h (7)	01:07.558 (7)	109.24 km/h
Lauf 2:	00:02.360 (5)	00:01.322 (6)	00:43.235 (7)	00:19.496 (6)	149.20 km/h (6)	01:06.413 (6)	111.12 km/h
Lauf 3:	00:02.410 (5)	00:01.323 (6)	00:43.322 (7)	00:19.673 (7)	146.45 km/h (8)	01:06.728 (7)	110.60 km/h
<b>269 HABICHT Daniel</b>	<b>BMW 325is</b>		<b>DEU</b>				
Lauf 1:	00:02.771 (9)	00:01.565 (9)	00:48.011 (9)	00:21.676 (9)	132.27 km/h (9)	01:14.023 (9)	99.70 km/h
Lauf 2:	00:02.719 (9)	00:01.497 (9)	00:49.887 (9)	00:21.586 (9)	130.41 km/h (9)	01:15.689 (9)	97.50 km/h
Lauf 3:	00:02.819 (9)	00:01.601 (9)	00:49.473 (9)	00:21.783 (9)	131.95 km/h (9)	01:15.676 (9)	97.52 km/h
<b>270 BUDZISCH Felix</b>	<b>BMW 330is</b>		<b>DEU</b>				
Lauf 1:	00:02.590 (7)	00:01.347 (8)	00:41.551 (5)	00:18.896 (4)	157.66 km/h (5)	01:04.384 (5)	114.62 km/h
Lauf 2:	00:02.580 (8)	00:01.329 (7)	00:41.300 (4)	00:18.948 (4)	157.32 km/h (4)	01:04.157 (4)	115.03 km/h
Lauf 3:	00:02.558 (7)	00:01.327 (7)	00:41.328 (4)	00:18.847 (2)	157.63 km/h (3)	01:04.060 (4)	115.20 km/h

### Gruppe E1-FIA,E1-BERG,H,FS,CTC/CGT über 3000 ccm - Klasse 19

	30m	30m-60m	Sektor 3	Sektor 4	Ziel-Speed	Laufzeit	Speed (Lauf)
<b>210 HOVEMANN Holger</b>	<b>Opel Kadett GT/R V8</b>		<b>DEU</b>				
Lauf 1:	00:02.277 (1)	00:01.142 (1)	00:37.545 (1)	00:17.948 (1)	198.12 km/h (1)	00:58.912 (1)	125.27 km/h
Lauf 2:	00:02.370 (2)	00:01.109 (1)	00:37.094 (1)	00:17.996 (1)	197.81 km/h (1)	00:58.569 (1)	126.01 km/h
Lauf 3:	00:02.411 (2)	00:01.174 (3)	00:37.670 (1)	00:18.198 (1)	197.12 km/h (1)	00:59.453 (1)	124.13 km/h
<b>211 RÖCK Sabine</b>	<b>VW Golf I Turbo</b>		<b>DEU</b>				
Lauf 1:	00:02.480 (3)	00:01.339 (4)	00:42.123 (2)	00:19.066 (2)	169.30 km/h (4)	01:05.008 (2)	113.52 km/h
Lauf 2:	00:02.536 (3)	00:01.382 (4)	00:42.465 (3)	00:19.093 (2)	168.70 km/h (4)	01:05.476 (3)	112.71 km/h
Lauf 3:	00:02.537 (4)	00:01.314 (4)	00:41.838 (2)	00:19.135 (3)	166.91 km/h (4)	01:04.824 (3)	113.85 km/h

DNS = nicht gestartet | DNF = ausgefallen | DNC = nicht gewertet | DSQ = disqualifiziert



## Rennen - Sektorzeiten & Speeds

	30m	30m-60m	Sektor 3	Sektor 4	Ziel-Speed	Laufzeit	Speed (Lauf)
<b>212 SCHRÖRS Andrä</b>		<b>Lotus Esprit V8</b>		<b>DEU</b>			
Lauf 1:	00:02.453 (2)	00:01.214 (3)	00:42.481 (3)	00:19.253 (3)	179.93 km/h (2)	01:05.401 (3)	112.84 km/h
Lauf 2:	00:02.327 (1)	00:01.272 (3)	00:41.807 (2)	00:19.160 (3)	175.65 km/h (2)	01:04.566 (2)	114.30 km/h
Lauf 3:	00:02.468 (3)	00:01.159 (2)	00:42.012 (3)	00:19.128 (2)	172.84 km/h (2)	01:04.767 (2)	113.95 km/h
<b>213 BERNHARD Rüdiger</b>		<b>Porsche 911 GT3 Cup</b>		<b>DEU</b>			
Lauf 1:	00:03.144 (4)	00:01.148 (2)	00:45.898 (4)	00:19.845 (4)	171.31 km/h (3)	01:10.035 (4)	105.38 km/h
Lauf 2:	00:02.643 (4)	00:01.211 (2)	00:45.332 (4)	00:19.877 (4)	170.12 km/h (3)	01:09.063 (4)	106.86 km/h
Lauf 3:	00:02.256 (1)	00:01.147 (1)	00:46.079 (4)	00:20.241 (4)	169.64 km/h (3)	01:09.723 (4)	105.85 km/h

### Gruppe E2-SH über 2000 ccm - Klasse 21

	30m	30m-60m	Sektor 3	Sektor 4	Ziel-Speed	Laufzeit	Speed (Lauf)
<b>198 MANNING Mike</b>		<b>Ford Fiesta MK7</b>		<b>GBR</b>			
Lauf 1:	00:01.863 (1)	00:01.076 (1)	00:42.662 (3)	00:19.646 (3)	163.33 km/h (3)	01:05.247 (3)	113.11 km/h
Lauf 2:	00:01.878 (1)	00:01.068 (1)	00:42.030 (3)	00:19.570 (3)	159.78 km/h (3)	01:04.546 (3)	114.34 km/h
Lauf 3:	00:01.880 (1)	00:01.111 (1)	00:42.151 (3)	00:19.617 (3)	162.89 km/h (3)	01:04.759 (3)	113.96 km/h
<b>199 MURRAY Keith</b>		<b>Audi R8</b>		<b>GBR</b>			
Lauf 1:	00:02.527 (3)	00:01.162 (3)	00:39.535 (2)	00:17.833 (1)	191.94 km/h (1)	01:01.057 (2)	120.87 km/h
Lauf 2:	00:02.332 (3)	00:01.114 (2)	00:39.431 (2)	00:17.858 (2)	189.82 km/h (1)	01:00.735 (2)	121.51 km/h
Lauf 3:	00:02.229 (2)	00:01.171 (2)	00:39.260 (2)	00:18.532 (2)	181.39 km/h (1)	01:01.192 (2)	120.60 km/h
<b>200 KROLL Ralf</b>		<b>Silver Car S2 G EVO</b>		<b>DEU</b>			
Lauf 1:	00:02.210 (2)	00:01.128 (2)	00:39.006 (1)	00:17.860 (2)	164.05 km/h (2)	01:00.204 (1)	122.58 km/h
Lauf 2:	00:02.197 (2)	00:01.123 (3)	00:39.033 (1)	00:17.691 (1)	165.90 km/h (2)	01:00.044 (1)	122.91 km/h
Lauf 3:	00:02.391 (3)	00:01.177 (3)	00:38.760 (1)	00:17.632 (1)	165.67 km/h (2)	00:59.960 (1)	123.08 km/h

### Gruppe E2-SC,C3,CN,CSC bis 2000 ccm - Klasse 22

	30m	30m-60m	Sektor 3	Sektor 4	Ziel-Speed	Laufzeit	Speed (Lauf)
<b>26 CONRAD Thomas</b>		<b>CRS MTK S5/7</b>		<b>DEU</b>			
Lauf 1:	00:02.073 (2)	00:01.041 (1)	00:36.310 (1)	00:16.862 (1)	177.09 km/h (1)	00:56.286 (1)	131.12 km/h
Lauf 2:	00:02.227 (4)	00:01.043 (1)	00:36.326 (1)	00:16.778 (1)	176.91 km/h (1)	00:56.374 (1)	130.91 km/h
Lauf 3:	00:02.074 (3)	00:01.034 (1)	00:36.392 (1)	00:16.927 (1)	176.17 km/h (1)	00:56.427 (1)	130.79 km/h
<b>27 UENZEN Hendrik</b>		<b>Norma NHM M20 F</b>		<b>DEU</b>			
Lauf 1:	* (0)	* (0)	* (0)	* (0)	* (0)	DNS (0)	*
Lauf 2:	00:01.937 (1)	00:01.048 (3)	00:40.423 (4)	00:18.273 (4)	166.51 km/h (4)	01:01.681 (4)	119.65 km/h
Lauf 3:	00:01.936 (1)	00:01.069 (3)	00:39.822 (4)	00:18.172 (4)	167.72 km/h (4)	01:00.999 (4)	120.99 km/h
<b>28 GEBHARD Dino</b>		<b>Norma M20F</b>		<b>DEU</b>			
Lauf 1:	00:02.077 (3)	00:01.168 (3)	00:39.618 (3)	00:17.569 (2)	165.76 km/h (3)	01:00.432 (3)	122.12 km/h
Lauf 2:	00:02.100 (3)	00:01.054 (4)	00:38.937 (3)	00:17.728 (2)	170.46 km/h (2)	00:59.819 (3)	123.37 km/h
Lauf 3:	00:02.210 (4)	00:01.078 (4)	00:39.458 (3)	00:18.020 (2)	168.50 km/h (3)	01:00.766 (3)	121.45 km/h

DNS = nicht gestartet | DNF = ausgefallen | DNC = nicht gewertet | DSQ = disqualifiziert



## Rennen - Sektorzeiten & Speeds

	30m	30m-60m	Sektor 3	Sektor 4	Ziel-Speed	Laufzeit	Speed (Lauf)
<b>29 LETMADE Bernd</b>		<b>Norma M20</b>		<b>DEU</b>			
Lauf 1:	00:01.996 (1)	00:01.043 (2)	00:38.423 (2)	00:18.016 (3)	171.51 km/h (2)	00:59.478 (2)	124.08 km/h
Lauf 2:	00:02.077 (2)	00:01.045 (2)	00:38.231 (2)	00:18.219 (3)	169.29 km/h (3)	00:59.572 (2)	123.88 km/h
Lauf 3:	00:02.051 (2)	00:01.042 (2)	00:38.726 (2)	00:18.158 (3)	171.18 km/h (2)	00:59.977 (2)	123.05 km/h
<b>30 COLLISI Stephan</b>		<b>Behnke Condor BMW</b>		<b>DEU</b>			
Lauf 1:	00:02.386 (4)	00:01.252 (4)	00:45.361 (4)	00:19.705 (4)	148.12 km/h (4)	01:08.704 (4)	107.42 km/h
Lauf 2:	00:02.330 (5)	00:01.256 (5)	00:45.698 (5)	00:19.577 (5)	149.33 km/h (5)	01:08.861 (5)	107.17 km/h
Lauf 3:	00:02.383 (5)	00:01.249 (5)	00:46.166 (5)	00:20.032 (5)	148.94 km/h (5)	01:09.830 (5)	105.69 km/h

### Gruppe E2-SC,C3,CN,CSC über 2000 ccm bis 3000 ccm - Klasse 23

	30m	30m-60m	Sektor 3	Sektor 4	Ziel-Speed	Laufzeit	Speed (Lauf)
<b>18 BEHNKE Michael</b>		<b>Osella PA20 Cosworth</b>		<b>DEU</b>			
Lauf 1:	00:02.611 (2)	00:01.332 (2)	00:40.709 (2)	00:19.206 (2)	175.99 km/h (2)	01:03.858 (2)	115.57 km/h
Lauf 2:	* (0)	* (0)	* (0)	* (0)	* (0)	DNS (0)	*
Lauf 3:	* (0)	* (0)	* (0)	* (0)	* (0)	DNS (0)	*
<b>19 HIN Alexander</b>		<b>Osella PA30</b>		<b>DEU</b>			
Lauf 1:	00:02.311 (1)	00:00.965 (1)	00:33.297 (1)	00:15.507 (1)	202.39 km/h (1)	00:52.080 (1)	141.71 km/h
Lauf 2:	00:02.176 (1)	00:00.933 (1)	00:33.322 (1)	00:15.671 (1)	198.25 km/h (1)	00:52.102 (1)	141.65 km/h
Lauf 3:	00:02.259 (1)	00:00.974 (1)	00:33.321 (1)	00:16.089 (1)	196.69 km/h (1)	00:52.643 (1)	140.19 km/h

### Gruppe D,E2-SS,Hist. Formelfzg. bis 2000 ccm - Klasse 24

	30m	30m-60m	Sektor 3	Sektor 4	Ziel-Speed	Laufzeit	Speed (Lauf)
<b>9 TRIEBSTEIN Christian</b>		<b>Dallara F302</b>		<b>DEU</b>			
Lauf 1:	00:02.208 (5)	00:01.032 (5)	00:36.110 (3)	00:16.636 (2)	180.45 km/h (2)	00:55.986 (3)	131.82 km/h
Lauf 2:	00:02.191 (5)	00:01.043 (4)	00:35.926 (2)	00:16.769 (3)	176.05 km/h (4)	00:55.929 (2)	131.95 km/h
Lauf 3:	00:02.210 (5)	00:01.065 (4)	00:35.979 (2)	00:16.841 (2)	173.01 km/h (4)	00:56.095 (2)	131.56 km/h
<b>10 LANG Georg</b>		<b>MSW HS-001</b>		<b>DEU</b>			
Lauf 1:	00:02.299 (6)	00:01.023 (2)	00:35.851 (2)	00:16.638 (3)	175.76 km/h (4)	00:55.811 (2)	132.23 km/h
Lauf 2:	00:02.489 (6)	00:01.032 (3)	00:36.029 (3)	00:16.440 (1)	178.56 km/h (2)	00:55.990 (3)	131.81 km/h
Lauf 3:	00:02.290 (6)	00:01.030 (1)	00:35.862 (1)	00:16.680 (1)	174.75 km/h (3)	00:55.862 (1)	132.11 km/h
<b>12 VOSS Andreas</b>		<b>Tatuus Formel</b>		<b>DEU</b>			
Lauf 1:	00:02.041 (3)	00:00.981 (1)	00:38.484 (5)	00:17.146 (5)	179.95 km/h (3)	00:58.652 (5)	125.83 km/h
Lauf 2:	00:02.050 (3)	00:00.990 (1)	00:39.325 (5)	00:17.625 (5)	177.25 km/h (3)	00:59.990 (5)	123.02 km/h
Lauf 3:	00:02.007 (2)	00:01.035 (2)	00:38.696 (5)	00:17.443 (5)	177.95 km/h (2)	00:59.181 (5)	124.70 km/h
<b>14 RAHN Patrick</b>		<b>Dallara F306</b>		<b>DEU</b>			
Lauf 1:	00:02.116 (4)	00:01.026 (4)	00:36.621 (4)	00:17.071 (4)	173.16 km/h (5)	00:56.834 (4)	129.85 km/h
Lauf 2:	00:02.174 (4)	00:01.094 (5)	00:37.611 (4)	00:16.978 (4)	167.12 km/h (5)	00:57.857 (4)	127.56 km/h
Lauf 3:	00:02.134 (4)	00:01.074 (5)	00:38.189 (4)	00:17.170 (3)	168.10 km/h (5)	00:58.567 (4)	126.01 km/h

DNS = nicht gestartet | DNF = ausgefallen | DNC = nicht gewertet | DSQ = disqualifiziert

## Rennen - Sektorzeiten & Speeds

	30m	30m-60m	Sektor 3	Sektor 4	Ziel-Speed	Laufzeit	Speed (Lauf)
<b>15 BEHNKE Peter</b>		<b>Tatuus-LRM Master</b>		<b>DEU</b>			
Lauf 1:	00:02.009 (1)	00:01.024 (3)	00:35.249 (1)	00:16.311 (1)	185.78 km/h (1)	00:54.593 (1)	135.18 km/h
Lauf 2:	00:02.039 (2)	00:01.030 (2)	00:35.382 (1)	00:16.506 (2)	182.57 km/h (1)	00:54.957 (1)	134.29 km/h
Lauf 3:	00:02.068 (3)	00:01.049 (3)	00:36.815 (3)	00:17.178 (4)	179.54 km/h (1)	00:57.110 (3)	129.22 km/h
<b>16 MEIERS Robert</b>		<b>Formel Renault 2.0</b>		<b>DEU</b>			
Lauf 1:	00:02.027 (2)	00:01.125 (6)	00:40.568 (6)	00:18.611 (6)	159.72 km/h (6)	01:02.331 (6)	118.40 km/h
Lauf 2:	00:01.947 (1)	00:01.128 (6)	00:40.814 (6)	00:18.491 (6)	164.31 km/h (6)	01:02.380 (6)	118.31 km/h
Lauf 3:	00:01.906 (1)	00:01.099 (6)	00:40.745 (6)	00:18.361 (6)	162.27 km/h (6)	01:02.111 (6)	118.82 km/h

### Gruppe D,E2-SS,Hist. Formelfzg. über 2000 ccm bis 3000 ccm - Klasse 25

	30m	30m-60m	Sektor 3	Sektor 4	Ziel-Speed	Laufzeit	Speed (Lauf)
<b>5 SIMON Bernd</b>		<b>Reynard 97</b>		<b>DEU</b>			
Lauf 1:	00:02.341 (1)	00:01.059 (1)	00:38.507 (1)	00:17.314 (1)	187.75 km/h (1)	00:59.221 (1)	124.62 km/h
Lauf 2:	00:02.230 (1)	00:01.036 (1)	00:38.432 (1)	00:16.949 (1)	190.26 km/h (1)	00:58.647 (1)	125.84 km/h
Lauf 3:	00:02.332 (1)	00:01.034 (1)	00:37.198 (1)	00:16.982 (1)	187.51 km/h (1)	00:57.546 (1)	128.25 km/h

DNS = nicht gestartet | DNF = ausgefallen | DNC = nicht gewertet | DSQ = disqualifiziert



Rene Trautvetter (RL)  
Druck: 30.06.2019 - 15:24

Thomas Stoll (Zeitnahme)  
Seite: 14 / 14