

Training - Sektorzeiten & Speeds

Gruppe G LG 2 bis LG 1 - Klasse 3

	30m	30m-60m	Sektor 3	Sektor 4	Ziel-Speed	Laufzeit	Speed (Lauf)
682 BÄTHER Richard							
		Porsche GT3 RS		DEU			
Lauf 1:	00:02.561 (1)	* ()	* ()	00:24.632 (1)	159.02 km/h (1)	01:06.597 (1)	110.82 km/h
Lauf 2:	00:02.660 (1)	00:01.378 (1)	00:36.450 (1)	00:23.943 (1)	161.98 km/h (1)	01:04.431 (1)	114.54 km/h
Lauf 3:	00:03.036 (1)	00:01.725 (1)	00:36.938 (1)	00:24.224 (1)	160.72 km/h (1)	01:05.923 (1)	111.95 km/h
Lauf 4:	00:02.526 (1)	00:01.357 (1)	00:35.934 (1)	00:24.179 (1)	160.30 km/h (1)	01:03.996 (1)	115.32 km/h

Gruppe N, CTC/CGT bis 1400 und über 2000 ccm - Klassen 4,7

	30m	30m-60m	Sektor 3	Sektor 4	Ziel-Speed	Laufzeit	Speed (Lauf)
670 BRETT Hans-Joachim							
		Mitsubishi Lancer Evo X		DEU			
Lauf 1:	00:02.951 (1)	00:01.642 (1)	00:44.081 (1)	00:28.967 (1)	144.26 km/h (1)	01:17.641 (1)	95.05 km/h
Lauf 2:	00:03.875 (2)	00:01.746 (1)	00:42.915 (1)	00:28.333 (1)	139.25 km/h (1)	01:16.869 (1)	96.01 km/h
Lauf 3:	00:02.608 (1)	00:01.511 (1)	00:42.085 (1)	00:26.831 (1)	154.28 km/h (1)	01:13.035 (1)	101.05 km/h
Lauf 4:	00:03.095 (1)	00:01.660 (1)	00:42.833 (1)	00:33.576 (2)	49.61 km/h (2)	01:21.164 (1)	90.93 km/h
671 ZAHN Rüdiger							
		Citroën AX GTI		DEU			
Lauf 1:	00:03.197 (2)	00:01.838 (2)	00:48.180 (2)	00:29.768 (2)	117.69 km/h (2)	01:22.983 (2)	88.93 km/h
Lauf 2:	00:03.209 (1)	00:01.841 (2)	00:47.213 (2)	00:29.613 (2)	120.92 km/h (2)	01:21.876 (2)	90.14 km/h
Lauf 3:	00:03.200 (2)	00:01.830 (2)	00:47.578 (2)	00:29.432 (2)	121.03 km/h (2)	01:22.040 (2)	89.96 km/h
Lauf 4:	00:03.157 (2)	00:01.825 (2)	00:47.105 (2)	00:29.562 (1)	120.39 km/h (1)	01:21.649 (2)	90.39 km/h

Gruppe A, F, CTC/CGT bis 1400 ccm - Klasse 8

	30m	30m-60m	Sektor 3	Sektor 4	Ziel-Speed	Laufzeit	Speed (Lauf)
650 MASLONKA Robert							
		VW Polo 86c 2f		DEU			
Lauf 1:	00:03.181 (2)	00:01.859 (3)	00:44.470 (1)	00:27.547 (2)	125.68 km/h (3)	01:17.057 (2)	95.77 km/h
Lauf 2:	00:03.103 (1)	00:01.875 (3)	00:44.361 (2)	* ()	* ()	DNF ()	*
Lauf 3:	* ()	* ()	* ()	* ()	* ()	DNS ()	*
Lauf 4:	* ()	* ()	* ()	* ()	* ()	DNS ()	*
651 MONTALTO Silvio							
		Peugeot 106 Rallye		DEU			
Lauf 1:	00:03.173 (1)	00:01.728 (1)	00:44.910 (2)	00:27.129 (1)	136.42 km/h (1)	01:16.940 (1)	95.92 km/h
Lauf 2:	00:03.251 (2)	00:01.658 (1)	00:43.964 (1)	00:27.010 (1)	137.42 km/h (1)	01:15.883 (1)	97.25 km/h
Lauf 3:	00:03.267 (2)	00:01.632 (1)	00:43.081 (1)	00:26.866 (1)	133.67 km/h (1)	01:14.846 (1)	98.60 km/h
Lauf 4:	00:03.149 (1)	00:01.653 (1)	00:43.545 (1)	00:27.357 (1)	137.37 km/h (1)	01:15.704 (1)	97.48 km/h
652 GREBE Hartmut							
		Ford Fiesta		DEU			
Lauf 1:	00:03.370 (3)	00:01.827 (2)	00:45.379 (3)	00:28.181 (3)	127.97 km/h (2)	01:18.757 (3)	93.71 km/h
Lauf 2:	00:03.346 (3)	00:01.818 (2)	00:45.332 (3)	00:28.295 (2)	128.30 km/h (2)	01:18.791 (2)	93.67 km/h
Lauf 3:	00:03.230 (1)	00:01.773 (2)	00:44.819 (2)	00:27.886 (2)	129.44 km/h (2)	01:17.708 (2)	94.97 km/h
Lauf 4:	00:03.329 (2)	00:01.798 (2)	00:45.662 (2)	00:27.939 (2)	128.80 km/h (2)	01:18.728 (2)	93.74 km/h

DNS = nicht gestartet | DNF = ausgefallen | DSQ = disqualifiziert



Training - Sektorzeiten & Speeds

Gruppe A, F, CTC/CGT bis 1600 ccm - Klasse 9

	30m	30m-60m	Sektor 3	Sektor 4	Ziel-Speed	Laufzeit	Speed (Lauf)
633 FLADUNG Ralf	Peugeot 207 Sport		DEU				
Lauf 1:	00:03.353 (6)	00:02.098 (10)	00:45.726 (4)	00:28.452 (7)	136.13 km/h (2)	01:19.629 (5)	92.68 km/h
Lauf 2:	00:03.389 (5)	00:01.782 (4)	00:43.983 (3)	00:27.861 (5)	139.37 km/h (2)	01:17.015 (4)	95.83 km/h
Lauf 3:	00:03.447 (9)	00:01.826 (7)	00:43.498 (3)	00:27.611 (6)	139.12 km/h (2)	01:16.382 (5)	96.62 km/h
Lauf 4:	00:03.374 (7)	00:01.823 (7)	00:43.414 (3)	00:27.140 (5)	139.68 km/h (2)	01:15.751 (3)	97.42 km/h
636 KAISER Christoph	Suzuki Swift Sport		DEU				
Lauf 1:	00:03.281 (3)	00:01.785 (5)	00:46.068 (5)	00:27.802 (4)	128.68 km/h (6)	01:18.936 (4)	93.49 km/h
Lauf 2:	00:03.415 (6)	00:01.826 (6)	00:45.566 (5)	00:28.009 (6)	128.53 km/h (7)	01:18.816 (5)	93.64 km/h
Lauf 3:	00:03.091 (1)	00:01.756 (5)	00:44.798 (6)	00:27.835 (7)	128.83 km/h (6)	01:17.480 (6)	95.25 km/h
Lauf 4:	00:03.112 (1)	00:01.767 (5)	00:44.966 (5)	00:27.274 (6)	130.22 km/h (6)	01:17.119 (5)	95.70 km/h
638 BOCH Heinz-Peter	Honda Civic Vtec		DEU				
Lauf 1:	00:03.474 (8)	00:01.847 (6)	00:47.209 (7)	00:28.357 (6)	128.07 km/h (7)	01:20.887 (6)	91.24 km/h
Lauf 2:	00:03.327 (2)	00:01.840 (7)	00:48.152 (9)	00:28.093 (7)	126.74 km/h (9)	01:21.412 (8)	90.65 km/h
Lauf 3:	00:03.192 (3)	00:01.815 (6)	00:45.904 (7)	00:27.303 (4)	129.85 km/h (5)	01:18.214 (7)	94.36 km/h
Lauf 4:	00:03.238 (3)	00:01.799 (6)	00:45.315 (6)	00:27.775 (7)	130.23 km/h (5)	01:18.127 (7)	94.46 km/h
639 RAUCH Rolf	Honda Civic		DEU				
Lauf 1:	00:03.270 (2)	00:01.920 (8)	00:47.116 (6)	00:28.893 (8)	124.94 km/h (8)	01:21.199 (8)	90.89 km/h
Lauf 2:	00:03.370 (4)	00:01.985 (9)	00:45.907 (6)	00:27.594 (4)	129.43 km/h (6)	01:18.856 (6)	93.59 km/h
Lauf 3:	* (0)	* (0)	* (0)	* (0)	* (0)	DNF (0)	*
Lauf 4:	* (0)	* (0)	* (0)	* (0)	* (0)	DNS (0)	*
640 FINK Markus	Citroën C2 VTS		DEU				
Lauf 1:	00:03.325 (4)	00:01.592 (1)	00:41.699 (1)	00:26.717 (2)	140.94 km/h (1)	01:13.333 (1)	100.64 km/h
Lauf 2:	00:03.362 (3)	00:01.612 (1)	00:40.875 (1)	00:26.361 (1)	141.13 km/h (1)	01:12.210 (1)	102.20 km/h
Lauf 3:	00:03.208 (4)	00:01.586 (1)	00:40.465 (1)	00:26.388 (1)	141.77 km/h (1)	01:11.647 (1)	103.01 km/h
Lauf 4:	00:03.302 (4)	00:01.652 (1)	00:40.386 (1)	00:26.025 (1)	141.27 km/h (1)	01:11.365 (1)	103.41 km/h
641 RAUCH Marco	Honda Civic		DEU				
Lauf 1:	00:03.218 (1)	00:01.768 (4)	00:45.273 (3)	00:27.193 (3)	131.17 km/h (5)	01:17.452 (3)	95.28 km/h
Lauf 2:	00:03.147 (1)	00:01.731 (3)	00:44.873 (4)	00:26.879 (2)	130.85 km/h (5)	01:16.630 (3)	96.31 km/h
Lauf 3:	00:03.132 (2)	00:01.738 (4)	00:44.484 (5)	00:26.552 (2)	133.15 km/h (4)	01:15.906 (3)	97.23 km/h
Lauf 4:	00:03.176 (2)	00:01.743 (4)	00:44.886 (4)	00:26.730 (4)	132.33 km/h (4)	01:16.535 (4)	96.43 km/h
642 GMEINDER Andreas	VW Passat Gruppe 2		DEU				
Lauf 1:	00:03.389 (7)	00:01.767 (3)	00:43.634 (2)	00:26.584 (1)	135.24 km/h (3)	01:15.374 (2)	97.91 km/h
Lauf 2:	00:03.432 (7)	00:01.721 (2)	00:42.142 (2)	00:26.918 (3)	132.87 km/h (3)	01:14.213 (2)	99.44 km/h
Lauf 3:	00:03.438 (8)	00:01.714 (3)	00:42.195 (2)	00:26.713 (3)	135.42 km/h (3)	01:14.060 (2)	99.65 km/h
Lauf 4:	00:03.344 (6)	00:01.716 (3)	00:42.788 (2)	00:26.162 (2)	135.78 km/h (3)	01:14.010 (2)	99.72 km/h
643 HARTMANN Manuel	Honda CR-X ED9		DEU				
Lauf 1:	00:03.333 (5)	00:01.874 (7)	00:48.879 (9)	00:30.224 (9)	122.70 km/h (9)	01:24.310 (9)	87.53 km/h
Lauf 2:	00:03.463 (8)	00:01.917 (8)	00:47.864 (8)	00:28.929 (9)	127.45 km/h (8)	01:22.173 (9)	89.81 km/h
Lauf 3:	00:03.353 (6)	00:01.939 (8)	00:47.531 (8)	00:29.342 (8)	124.77 km/h (8)	01:22.165 (8)	89.82 km/h
Lauf 4:	00:03.302 (4)	00:01.857 (8)	00:47.351 (8)	00:29.029 (8)	126.81 km/h (7)	01:21.539 (8)	90.51 km/h

DNS = nicht gestartet | DNF = ausgefallen | DSQ = disqualifiziert



Training - Sektorzeiten & Speeds

	30m	30m-60m	Sektor 3	Sektor 4	Ziel-Speed	Laufzeit	Speed (Lauf)
644 PAPE Manfred		VW Müller-Scirocco I		DEU			
Lauf 1:	00:03.517 (9)	00:01.757 (2)	00:47.656 (8)	00:27.962 (5)	133.03 km/h (4)	01:20.892 (7)	91.23 km/h
Lauf 2:	00:03.690 (10)	00:01.788 (5)	00:46.891 (7)	00:28.423 (8)	132.00 km/h (4)	01:20.792 (7)	91.35 km/h
Lauf 3:	00:03.300 (5)	00:01.650 (2)	00:43.780 (4)	00:27.316 (5)	126.04 km/h (7)	01:16.046 (4)	97.05 km/h
Lauf 4:	00:03.505 (9)	00:01.657 (2)	00:45.877 (7)	00:26.591 (3)	116.94 km/h (9)	01:17.630 (6)	95.07 km/h

645 DETZNER Henryk		Skoda Felicia 1.6		DEU			
Lauf 1:	00:03.745 (10)	00:02.061 (9)	00:51.623 (10)	00:31.946 (10)	114.34 km/h (10)	01:29.375 (10)	82.57 km/h
Lauf 2:	00:03.573 (9)	00:02.038 (10)	00:50.040 (10)	00:30.338 (10)	118.23 km/h (10)	01:25.989 (10)	85.82 km/h
Lauf 3:	00:03.377 (7)	00:01.997 (9)	00:49.618 (9)	00:30.499 (9)	117.98 km/h (9)	01:25.491 (9)	86.32 km/h
Lauf 4:	00:03.385 (8)	00:02.005 (9)	00:49.135 (9)	00:30.699 (9)	117.98 km/h (8)	01:25.224 (9)	86.60 km/h

Gruppe A, F, CTC/CGT bis 2000 ccm - Klasse 10

	30m	30m-60m	Sektor 3	Sektor 4	Ziel-Speed	Laufzeit	Speed (Lauf)
611 NEU Kai		Ford Focus ST170		DEU			
Lauf 1:	00:03.347 (8)	00:01.505 (2)	00:37.630 (1)	00:24.300 (1)	157.60 km/h (1)	01:06.782 (1)	110.51 km/h
Lauf 2:	00:03.468 (8)	00:01.534 (2)	00:37.106 (1)	00:24.498 (1)	154.03 km/h (2)	01:06.606 (1)	110.80 km/h
Lauf 3:	00:03.379 (8)	00:01.518 (3)	00:37.066 (1)	00:24.566 (2)	156.37 km/h (2)	01:06.529 (2)	110.93 km/h
Lauf 4:	00:03.202 (5)	00:01.474 (1)	00:36.820 (1)	00:24.110 (1)	156.82 km/h (2)	01:05.606 (1)	112.49 km/h

612 GOLDBACH Markus		Renault Wiebe Megane Coupé		DEU			
Lauf 1:	00:03.175 (1)	00:01.485 (1)	00:39.457 (3)	00:24.800 (3)	151.44 km/h (3)	01:08.917 (3)	107.09 km/h
Lauf 2:	00:03.256 (5)	00:01.507 (1)	00:38.260 (3)	00:24.843 (3)	153.57 km/h (3)	01:07.866 (3)	108.74 km/h
Lauf 3:	00:03.145 (3)	00:01.521 (4)	00:37.969 (3)	00:24.706 (3)	154.13 km/h (3)	01:07.341 (3)	109.59 km/h
Lauf 4:	00:03.024 (2)	00:01.476 (2)	00:37.845 (3)	00:24.619 (3)	153.11 km/h (3)	01:06.964 (3)	110.21 km/h

613 ORTH Ralf		BMW E30 320is		DEU			
Lauf 1:	00:03.228 (5)	00:01.539 (3)	00:38.578 (2)	00:24.590 (2)	151.61 km/h (2)	01:07.935 (2)	108.63 km/h
Lauf 2:	00:03.234 (4)	00:01.557 (4)	00:37.603 (2)	00:24.761 (2)	154.25 km/h (1)	01:07.155 (2)	109.90 km/h
Lauf 3:	00:02.872 (1)	00:01.484 (1)	00:37.166 (2)	00:24.072 (1)	157.92 km/h (1)	01:05.594 (1)	112.51 km/h
Lauf 4:	00:03.057 (3)	00:01.535 (4)	00:37.195 (2)	00:24.301 (2)	156.97 km/h (1)	01:06.088 (2)	111.67 km/h

614 WOLK Alexander		VW Golf 3 16V		DEU			
Lauf 1:	00:03.240 (6)	00:01.544 (4)	00:39.457 (3)	00:25.115 (4)	146.65 km/h (5)	01:09.356 (4)	106.41 km/h
Lauf 2:	* (0)	* (0)	* (0)	* (0)	* (0)	DNS (0)	*
Lauf 3:	* (0)	* (0)	* (0)	* (0)	* (0)	DNS (0)	*
Lauf 4:	* (0)	* (0)	* (0)	* (0)	* (0)	DNS (0)	*

615 KRAUS Martin		VW Polo G60		DEU			
Lauf 1:	00:03.263 (7)	00:01.617 (7)	00:41.541 (5)	00:26.081 (7)	145.05 km/h (7)	01:12.502 (5)	101.79 km/h
Lauf 2:	00:03.190 (2)	00:01.621 (6)	00:40.478 (5)	00:26.263 (7)	144.49 km/h (6)	01:11.552 (5)	103.14 km/h
Lauf 3:	00:03.175 (4)	00:01.602 (6)	00:40.198 (5)	00:26.115 (7)	144.81 km/h (5)	01:11.090 (5)	103.81 km/h
Lauf 4:	00:03.147 (4)	00:01.615 (5)	00:40.064 (6)	00:26.121 (6)	143.87 km/h (6)	01:10.947 (6)	104.02 km/h

DNS = nicht gestartet | DNF = ausgefallen | DSQ = disqualifiziert



Training - Sektorzeiten & Speeds

	30m	30m-60m	Sektor 3	Sektor 4	Ziel-Speed	Laufzeit	Speed (Lauf)
616 VEIT Kevin	BMW Wiebe E30		DEU				
Lauf 1:	00:03.223 (3)	00:01.561 (5)	00:41.956 (7)	00:25.964 (6)	148.10 km/h (4)	01:12.704 (7)	101.51 km/h
Lauf 2:	00:03.180 (1)	00:01.540 (3)	00:39.401 (4)	00:25.242 (4)	150.41 km/h (4)	01:09.363 (4)	106.40 km/h
Lauf 3:	00:02.988 (2)	00:01.496 (2)	00:39.376 (4)	00:25.064 (4)	151.14 km/h (4)	01:08.924 (4)	107.07 km/h
Lauf 4:	00:02.936 (1)	00:01.483 (3)	00:38.704 (4)	00:25.096 (4)	150.45 km/h (4)	01:08.219 (4)	108.18 km/h
618 SCHMITZ Herbert	Opel Astra GSI		DEU				
Lauf 1:	00:03.178 (2)	00:01.597 (6)	00:41.753 (6)	00:26.090 (8)	142.68 km/h (8)	01:12.618 (6)	101.63 km/h
Lauf 2:	00:03.319 (7)	00:01.617 (5)	00:41.566 (6)	00:26.238 (6)	143.02 km/h (7)	01:12.740 (6)	101.46 km/h
Lauf 3:	00:03.297 (7)	00:01.617 (7)	00:41.131 (7)	00:26.249 (8)	141.40 km/h (6)	01:12.294 (7)	102.08 km/h
Lauf 4:	00:03.246 (6)	00:01.643 (7)	00:40.901 (8)	00:26.346 (8)	138.38 km/h (8)	01:12.136 (8)	102.31 km/h
619 HEß Mario	Opel Astra GSI		DEU				
Lauf 1:	00:03.225 (4)	00:01.640 (8)	00:42.630 (8)	00:25.895 (5)	139.29 km/h (9)	01:13.390 (8)	100.56 km/h
Lauf 2:	00:03.232 (3)	00:01.633 (8)	00:41.795 (7)	00:26.355 (8)	137.55 km/h (8)	01:13.015 (7)	101.08 km/h
Lauf 3:	00:03.202 (5)	00:01.670 (8)	00:41.484 (8)	00:25.939 (6)	138.84 km/h (8)	01:12.295 (8)	102.08 km/h
Lauf 4:	00:03.302 (7)	00:01.679 (8)	00:40.865 (7)	00:26.156 (7)	140.15 km/h (7)	01:12.002 (7)	102.50 km/h
620 FAULHABER Sophia	Honda Civic Type R		DEU				
Lauf 1:	00:03.704 (9)	00:01.648 (9)	00:47.110 (9)	00:27.605 (9)	145.73 km/h (6)	01:20.067 (9)	92.17 km/h
Lauf 2:	00:03.316 (6)	00:01.630 (7)	00:41.906 (8)	00:26.237 (5)	146.62 km/h (5)	01:13.089 (8)	100.97 km/h
Lauf 3:	00:03.249 (6)	00:01.586 (5)	00:40.623 (6)	00:25.649 (5)	141.05 km/h (7)	01:11.107 (6)	103.79 km/h
Lauf 4:	00:03.314 (8)	00:01.617 (6)	00:39.860 (5)	00:25.323 (5)	146.53 km/h (5)	01:10.114 (5)	105.26 km/h

Gruppe A, F, CTC/CGT über 2000 ccm - Klasse 11

	30m	30m-60m	Sektor 3	Sektor 4	Ziel-Speed	Laufzeit	Speed (Lauf)
608 BRÖKER Lars	Mitsubishi Lancer		DEU				
Lauf 1:	00:03.141 (2)	00:01.407 (2)	00:39.595 (2)	00:24.894 (1)	169.75 km/h (1)	01:09.037 (2)	106.90 km/h
Lauf 2:	00:03.082 (3)	00:01.471 (3)	00:36.167 (1)	00:23.481 (1)	172.45 km/h (1)	01:04.201 (1)	114.95 km/h
Lauf 3:	00:02.595 (2)	00:01.308 (1)	00:35.846 (1)	00:23.470 (1)	172.46 km/h (1)	01:03.219 (1)	116.74 km/h
Lauf 4:	00:03.208 (3)	00:01.412 (2)	00:35.721 (1)	00:23.259 (1)	173.13 km/h (1)	01:03.600 (1)	116.04 km/h
609 UENZEN Hendrik	BMW NHM M3 E36		DEU				
Lauf 1:	00:03.177 (3)	00:01.500 (3)	00:39.318 (1)	00:25.114 (3)	152.74 km/h (3)	01:09.109 (3)	106.79 km/h
Lauf 2:	00:02.992 (2)	00:01.459 (2)	00:37.912 (2)	00:24.333 (2)	154.04 km/h (3)	01:06.696 (2)	110.65 km/h
Lauf 3:	00:02.853 (3)	00:01.458 (3)	00:37.632 (2)	00:24.564 (3)	152.34 km/h (3)	01:06.507 (3)	110.97 km/h
Lauf 4:	00:03.053 (2)	00:01.472 (3)	00:37.331 (2)	00:24.269 (3)	152.92 km/h (3)	01:06.125 (2)	111.61 km/h
610 HERGET Roland	Mitsubishi CT9A		DEU				
Lauf 1:	00:02.573 (1)	00:01.360 (1)	00:39.948 (3)	00:24.896 (2)	158.53 km/h (2)	01:08.777 (1)	107.30 km/h
Lauf 2:	00:02.583 (1)	00:01.343 (1)	00:38.835 (3)	00:24.537 (3)	157.45 km/h (2)	01:07.298 (3)	109.66 km/h
Lauf 3:	00:02.488 (1)	00:01.343 (2)	00:38.126 (3)	00:24.457 (2)	158.40 km/h (2)	01:06.414 (2)	111.12 km/h
Lauf 4:	00:02.469 (1)	00:01.344 (1)	00:38.277 (3)	00:24.215 (2)	159.14 km/h (2)	01:06.305 (3)	111.30 km/h

DNS = nicht gestartet | DNF = ausgefallen | DSQ = disqualifiziert



Training - Sektorzeiten & Speeds

Gruppe E1-FIA, E1-Berg, H, FS, NSU, CTC/CGT NSU Berg-Pokal - Klasse 12

	30m	30m-60m	Sektor 3	Sektor 4	Ziel-Speed	Laufzeit	Speed (Lauf)
501 STEINERT Karsten	NSU STEINERT 67		DEU				
Lauf 1:	00:02.738 (1)	00:01.612 (3)	* ()	* ()	* ()	DNF ()	*
Lauf 2:	00:02.725 (1)	00:01.607 (3)	00:41.332 (3)	00:25.597 (2)	136.19 km/h (2)	01:11.261 (3)	103.56 km/h
Lauf 3:	00:02.638 (1)	00:01.602 (2)	00:40.544 (2)	00:25.842 (3)	138.22 km/h (1)	01:10.626 (2)	104.49 km/h
Lauf 4:	* ()	* ()	* ()	* ()	* ()	DNS ()	*
504 SZOTT Roman	NSU TT		DEU				
Lauf 1:	00:02.875 (5)	00:01.766 (11)	00:45.908 (9)	00:30.196 (9)	125.34 km/h (9)	01:20.745 (9)	91.40 km/h
Lauf 2:	00:02.889 (5)	00:01.742 (11)	00:46.178 (10)	00:29.048 (10)	122.84 km/h (10)	01:19.857 (10)	92.42 km/h
Lauf 3:	00:02.903 (9)	00:01.797 (11)	00:46.117 (10)	00:28.854 (10)	123.30 km/h (10)	01:19.671 (10)	92.63 km/h
Lauf 4:	00:02.825 (3)	00:01.716 (8)	00:46.046 (7)	00:29.270 (7)	122.54 km/h (6)	01:19.857 (7)	92.42 km/h
510 CARELL Michael	NSU Davidovic TT		DEU				
Lauf 1:	00:02.888 (6)	00:01.674 (7)	00:51.764 (11)	00:31.015 (10)	119.58 km/h (10)	01:27.341 (11)	84.50 km/h
Lauf 2:	00:02.897 (8)	00:01.692 (10)	00:48.902 (11)	00:29.865 (11)	120.85 km/h (11)	01:23.356 (11)	88.54 km/h
Lauf 3:	00:02.855 (7)	00:01.675 (8)	00:48.349 (11)	00:29.820 (11)	120.94 km/h (11)	01:22.699 (11)	89.24 km/h
Lauf 4:	00:02.955 (7)	00:01.700 (7)	00:47.155 (8)	01:03.152 (8)	82.01 km/h (8)	01:54.962 (8)	64.20 km/h
511 STEINWAND Manfred	NSU TT		DEU				
Lauf 1:	00:03.723 (12)	00:02.015 (12)	00:49.812 (10)	00:31.195 (11)	117.16 km/h (11)	01:26.745 (10)	85.08 km/h
Lauf 2:	00:03.692 (12)	00:02.012 (12)	00:48.991 (12)	00:30.621 (12)	114.54 km/h (12)	01:25.316 (12)	86.50 km/h
Lauf 3:	00:03.708 (12)	00:02.014 (12)	00:48.387 (12)	00:30.184 (12)	114.41 km/h (12)	01:24.293 (12)	87.55 km/h
Lauf 4:	* ()	* ()	* ()	* ()	* ()	DNS ()	*
513 SCHWALBE Wolfgang	NSU TT		DEU				
Lauf 1:	00:02.841 (3)	00:01.676 (8)	00:45.163 (8)	00:28.662 (8)	129.83 km/h (5)	01:18.342 (8)	94.20 km/h
Lauf 2:	00:02.859 (4)	00:01.684 (9)	00:43.798 (7)	00:27.703 (8)	129.56 km/h (6)	01:16.044 (7)	97.05 km/h
Lauf 3:	00:02.812 (3)	00:01.694 (9)	00:43.945 (9)	00:28.055 (8)	128.71 km/h (8)	01:16.506 (9)	96.46 km/h
Lauf 4:	00:02.798 (2)	00:01.673 (5)	00:44.081 (6)	00:27.524 (5)	130.37 km/h (4)	01:16.076 (6)	97.01 km/h
514 REICH Andreas	NSU Reich TT		DEU				
Lauf 1:	00:03.072 (11)	00:01.698 (10)	00:43.616 (5)	00:28.198 (7)	127.62 km/h (7)	01:16.584 (6)	96.36 km/h
Lauf 2:	00:03.024 (11)	00:01.652 (6)	00:44.254 (8)	00:27.439 (7)	127.63 km/h (8)	01:16.369 (8)	96.64 km/h
Lauf 3:	00:03.070 (11)	00:01.714 (10)	00:43.261 (7)	00:27.278 (7)	129.22 km/h (7)	01:15.323 (7)	97.98 km/h
Lauf 4:	00:03.074 (8)	00:01.679 (6)	00:43.500 (4)	00:26.929 (4)	121.59 km/h (7)	01:15.182 (4)	98.16 km/h
515 SCHINDLER Uwe	NSU TT KWR		DEU				
Lauf 1:	00:02.843 (4)	00:01.662 (5)	00:43.663 (6)	00:26.892 (5)	126.19 km/h (8)	01:15.060 (5)	98.32 km/h
Lauf 2:	00:02.745 (3)	00:01.642 (5)	00:43.604 (6)	00:26.385 (4)	127.51 km/h (9)	01:14.376 (6)	99.23 km/h
Lauf 3:	00:02.747 (2)	00:01.638 (5)	00:43.058 (6)	00:26.424 (5)	129.56 km/h (6)	01:13.867 (6)	99.91 km/h
Lauf 4:	00:02.783 (1)	00:01.654 (3)	00:42.799 (3)	00:26.061 (3)	131.73 km/h (3)	01:13.297 (3)	100.69 km/h
516 HÖBER Jörg	NSU TT		DEU				
Lauf 1:	00:02.787 (2)	00:01.601 (2)	00:42.066 (3)	00:25.829 (1)	134.46 km/h (3)	01:12.283 (2)	102.10 km/h
Lauf 2:	00:02.740 (2)	00:01.598 (2)	00:40.809 (2)	00:25.953 (3)	135.23 km/h (4)	01:11.100 (2)	103.80 km/h
Lauf 3:	00:02.813 (4)	00:01.610 (3)	00:41.272 (3)	00:25.251 (1)	134.72 km/h (4)	01:10.946 (3)	104.02 km/h
Lauf 4:	00:02.867 (4)	00:01.609 (2)	00:41.294 (2)	00:25.626 (2)	135.11 km/h (2)	01:11.396 (2)	103.37 km/h

DNS = nicht gestartet | DNF = ausgefallen | DSQ = disqualifiziert



Training - Sektorzeiten & Speeds

	30m	30m-60m	Sektor 3	Sektor 4	Ziel-Speed	Laufzeit	Speed (Lauf)
517 VOGEL Michael	NSU Davidovic TT		DEU				
Lauf 1:	00:02.999 (9)	00:01.691 (9)	00:44.325 (7)	00:27.798 (6)	129.71 km/h (6)	01:16.813 (7)	96.08 km/h
Lauf 2:	00:02.894 (7)	00:01.680 (8)	00:44.489 (9)	00:28.027 (9)	128.37 km/h (7)	01:17.090 (9)	95.73 km/h
Lauf 3:	00:02.851 (6)	00:01.663 (7)	00:43.707 (8)	00:28.118 (9)	127.88 km/h (9)	01:16.339 (8)	96.67 km/h
Lauf 4:	00:02.873 (5)	00:01.666 (4)	00:43.841 (5)	00:27.689 (6)	129.59 km/h (5)	01:16.069 (5)	97.02 km/h
519 DAVIDOVIC Jörg	NSU Davidovic TT		DEU				
Lauf 1:	00:02.893 (7)	00:01.530 (1)	00:41.203 (1)	00:25.842 (2)	135.83 km/h (2)	01:11.468 (1)	103.26 km/h
Lauf 2:	00:02.904 (9)	00:01.531 (1)	00:40.628 (1)	00:25.283 (1)	138.88 km/h (1)	01:10.346 (1)	104.91 km/h
Lauf 3:	00:02.941 (10)	00:01.542 (1)	00:40.259 (1)	00:25.515 (2)	136.16 km/h (2)	01:10.257 (1)	105.04 km/h
Lauf 4:	00:02.879 (6)	00:01.533 (1)	00:40.265 (1)	00:25.384 (1)	138.39 km/h (1)	01:10.061 (1)	105.34 km/h
522 KRYSTOFIAK Thomas	NSU 1200c KWR		DEU				
Lauf 1:	00:03.011 (10)	00:01.621 (4)	00:41.884 (2)	00:26.445 (3)	135.97 km/h (1)	01:12.961 (3)	101.15 km/h
Lauf 2:	00:02.986 (10)	00:01.614 (4)	00:41.459 (4)	00:26.535 (5)	135.64 km/h (3)	01:12.594 (4)	101.66 km/h
Lauf 3:	00:02.850 (5)	00:01.610 (3)	00:41.321 (4)	00:26.614 (6)	135.56 km/h (3)	01:12.395 (4)	101.94 km/h
Lauf 4:	* (0)	* (0)	* (0)	* (0)	* (0)	DNS (0)	*
523 KLEINEBERG Frank	NSU 1000		DEU				
Lauf 1:	00:02.928 (8)	00:01.662 (5)	00:42.535 (4)	00:26.719 (4)	131.65 km/h (4)	01:13.844 (4)	99.94 km/h
Lauf 2:	00:02.890 (6)	00:01.664 (7)	00:42.606 (5)	00:26.585 (6)	131.56 km/h (5)	01:13.745 (5)	100.07 km/h
Lauf 3:	00:02.879 (8)	00:01.653 (6)	00:42.177 (5)	00:26.240 (4)	130.50 km/h (5)	01:12.949 (5)	101.17 km/h
Lauf 4:	* (0)	* (0)	* (0)	* (0)	* (0)	DNS (0)	*

Gruppe E1-FIA, E1-Berg, H, FS, NSU, CTC/CGT bis 1150 ccm - Klasse 13

	30m	30m-60m	Sektor 3	Sektor 4	Ziel-Speed	Laufzeit	Speed (Lauf)
444 STEGMANN Tobias	Schneider Audi 50		DEU				
Lauf 1:	00:03.304 (5)	00:01.589 (4)	00:42.027 (5)	00:25.362 (3)	135.30 km/h (5)	01:12.282 (5)	102.10 km/h
Lauf 2:	00:03.286 (5)	00:01.606 (5)	00:41.032 (4)	00:25.918 (4)	134.57 km/h (5)	01:11.842 (4)	102.73 km/h
Lauf 3:	00:03.146 (4)	00:01.620 (4)	00:41.126 (4)	00:25.688 (5)	134.92 km/h (5)	01:11.580 (4)	103.10 km/h
Lauf 4:	00:03.254 (5)	00:01.584 (3)	00:40.701 (3)	00:25.308 (3)	136.56 km/h (4)	01:10.847 (3)	104.17 km/h
445 VOIGT Walter	VW Weißdorn Polo 86c 16V		DEU				
Lauf 1:	00:03.142 (3)	00:01.521 (2)	00:41.915 (4)	00:25.542 (4)	139.25 km/h (4)	01:12.120 (3)	102.33 km/h
Lauf 2:	00:03.182 (4)	00:01.548 (3)	00:40.732 (3)	00:26.153 (5)	138.05 km/h (4)	01:11.615 (3)	103.05 km/h
Lauf 3:	00:03.397 (5)	00:01.681 (5)	00:40.778 (3)	00:25.401 (3)	138.48 km/h (4)	01:11.257 (3)	103.57 km/h
Lauf 4:	00:03.207 (4)	00:01.631 (5)	00:41.086 (4)	00:25.915 (4)	141.17 km/h (3)	01:11.839 (4)	102.73 km/h
448 DEUTSCH Bernd	Schneider Audi 50 8V		DEU				
Lauf 1:	00:03.198 (4)	00:01.600 (5)	00:41.746 (3)	00:25.659 (5)	140.64 km/h (2)	01:12.203 (4)	102.21 km/h
Lauf 2:	00:03.078 (3)	00:01.602 (4)	00:42.053 (5)	00:25.689 (3)	139.27 km/h (3)	01:12.422 (5)	101.90 km/h
Lauf 3:	00:03.051 (3)	00:01.572 (3)	00:41.385 (5)	00:25.592 (4)	138.90 km/h (3)	01:11.600 (5)	103.07 km/h
Lauf 4:	00:03.020 (2)	00:01.603 (4)	00:41.595 (5)	00:26.053 (5)	136.16 km/h (5)	01:12.271 (5)	102.12 km/h

DNS = nicht gestartet | DNF = ausgefallen | DSQ = disqualifiziert



Training - Sektorzeiten & Speeds

	30m	30m-60m	Sektor 3	Sektor 4	Ziel-Speed	Laufzeit	Speed (Lauf)
450 MAYER Tobias		VW Polo II 16V		DEU			
Lauf 1:	00:03.131 (2)	00:01.509 (1)	00:39.567 (1)	00:24.998 (2)	139.56 km/h (3)	01:09.205 (1)	106.64 km/h
Lauf 2:	00:03.014 (2)	00:01.478 (1)	00:39.317 (1)	00:24.565 (1)	144.64 km/h (2)	01:08.374 (1)	107.94 km/h
Lauf 3:	00:02.887 (1)	00:01.484 (1)	00:40.115 (2)	00:24.856 (2)	139.68 km/h (2)	01:09.342 (2)	106.43 km/h
Lauf 4:	00:03.038 (3)	00:01.489 (1)	00:39.591 (2)	00:24.150 (1)	144.18 km/h (2)	01:08.268 (2)	108.10 km/h
451 SCHNEIDER Jürgen		VW Schneider Polo 16V		DEU			
Lauf 1:	00:03.019 (1)	00:01.530 (3)	00:40.869 (2)	00:24.812 (1)	148.72 km/h (1)	01:10.230 (2)	105.08 km/h
Lauf 2:	00:02.980 (1)	00:01.517 (2)	00:39.573 (2)	00:24.903 (2)	150.51 km/h (1)	01:08.973 (2)	107.00 km/h
Lauf 3:	00:02.937 (2)	00:01.539 (2)	00:39.206 (1)	00:24.803 (1)	152.38 km/h (1)	01:08.485 (1)	107.76 km/h
Lauf 4:	00:02.913 (1)	00:01.509 (2)	00:39.230 (1)	00:24.554 (2)	153.95 km/h (1)	01:08.206 (1)	108.20 km/h

Gruppe E1-FIA, E1-Berg, H, FS, NSU, CTC/CGT bis 1400 ccm - Klasse 14

	30m	30m-60m	Sektor 3	Sektor 4	Ziel-Speed	Laufzeit	Speed (Lauf)
399 EBENHÖH Armin		VW Scirocco I 16V		DEU			
Lauf 1:	00:02.963 (3)	00:01.484 (3)	00:36.572 (1)	00:23.359 (1)	164.31 km/h (1)	01:04.378 (1)	114.64 km/h
Lauf 2:	00:03.098 (6)	00:01.474 (2)	00:36.590 (1)	00:23.460 (1)	162.83 km/h (1)	01:04.622 (1)	114.20 km/h
Lauf 3:	00:02.927 (4)	00:01.451 (2)	00:35.512 (1)	00:23.155 (1)	163.58 km/h (1)	01:03.045 (1)	117.06 km/h
Lauf 4:	00:03.004 (4)	00:01.475 (3)	00:35.216 (1)	00:23.228 (1)	162.44 km/h (1)	01:02.923 (1)	117.29 km/h
400 WEIßDORN Franz		VW Polo 16V		DEU			
Lauf 1:	00:02.849 (1)	00:01.419 (1)	00:37.497 (2)	00:23.873 (2)	158.13 km/h (2)	01:05.638 (2)	112.43 km/h
Lauf 2:	00:03.023 (3)	00:01.427 (1)	00:37.593 (2)	00:24.013 (2)	157.39 km/h (2)	01:06.056 (2)	111.72 km/h
Lauf 3:	00:02.889 (2)	00:01.429 (1)	00:37.119 (2)	00:24.032 (2)	158.92 km/h (2)	01:05.469 (2)	112.73 km/h
Lauf 4:	00:02.767 (1)	00:01.471 (2)	00:36.791 (2)	00:23.669 (2)	157.89 km/h (2)	01:04.698 (2)	114.07 km/h
401 ABB Nils		VW Schneider Polo II 8V		DEU			
Lauf 1:	00:03.038 (6)	00:01.569 (8)	00:40.250 (7)	00:25.082 (5)	143.99 km/h (6)	01:09.939 (5)	105.52 km/h
Lauf 2:	00:03.045 (4)	00:01.589 (8)	* (0)	* (0)	* (0)	DNF (0)	*
Lauf 3:	* (0)	* (0)	* (0)	* (0)	* (0)	DNS (0)	*
Lauf 4:	00:03.052 (8)	00:01.583 (8)	* (0)	* (0)	* (0)	DNF (0)	*
403 PRÖSCHEL Thomas		VW Schneider Corrado		DEU			
Lauf 1:	00:02.995 (5)	00:01.464 (2)	00:39.219 (3)	00:24.390 (3)	153.21 km/h (3)	01:08.068 (3)	108.42 km/h
Lauf 2:	00:03.100 (7)	00:01.487 (4)	00:37.615 (3)	00:24.137 (3)	153.11 km/h (3)	01:06.339 (3)	111.25 km/h
Lauf 3:	00:02.998 (5)	00:01.493 (4)	00:38.087 (3)	00:24.147 (3)	155.36 km/h (3)	01:06.725 (3)	110.60 km/h
Lauf 4:	00:03.031 (6)	00:01.616 (10)	00:38.101 (3)	00:24.273 (5)	154.19 km/h (3)	01:07.021 (4)	110.11 km/h
404 LOHMANN Frank		VW Polo II 8V		DEU			
Lauf 1:	00:03.046 (7)	00:01.518 (5)	00:39.703 (4)	00:24.689 (4)	146.24 km/h (5)	01:08.956 (4)	107.02 km/h
Lauf 2:	00:02.964 (1)	00:01.521 (6)	00:38.918 (5)	00:24.553 (5)	145.77 km/h (6)	01:07.956 (5)	108.60 km/h
Lauf 3:	00:02.830 (1)	00:01.513 (5)	00:38.357 (4)	00:24.473 (5)	146.43 km/h (6)	01:07.173 (4)	109.87 km/h
Lauf 4:	00:02.851 (2)	00:01.513 (4)	00:38.353 (4)	00:24.155 (4)	147.20 km/h (6)	01:06.872 (3)	110.36 km/h

DNS = nicht gestartet | DNF = ausgefallen | DSQ = disqualifiziert





23. Int. ADAC Ibergrennen

16. - 17. Juni 2018

MC Heilbad Heiligenstadt e.V. im ADAC

37308 Heilbad Heiligenstadt

Strecke: L2022 in Richtung Kalteneber - Länge 2,050 km

Deutsche Automobil-Berg-Meisterschaft / DMSB Automobil-Berg-Cup
DMSB Berg-Team-Cup / KW Berg-Cup / NSU Bergpokal im KW Berg-Cup

DMSB

Reg. Nr. 26-2018

Training - Sektorzeiten & Speeds

	30m	30m-60m	Sektor 3	Sektor 4	Ziel-Speed	Laufzeit	Speed (Lauf)
406 EBENHÖH Silvia		VW Polo I 16V		DEU			
Lauf 1:	00:02.906 (2)	00:01.491 (4)	00:42.674 (8)	00:26.809 (10)	146.33 km/h (4)	01:13.880 (9)	99.89 km/h
Lauf 2:	00:03.014 (2)	00:01.515 (5)	00:41.533 (6)	00:26.063 (6)	148.03 km/h (5)	01:12.125 (6)	102.32 km/h
Lauf 3:	00:02.923 (3)	00:01.586 (7)	00:41.579 (7)	00:25.961 (7)	147.06 km/h (5)	01:12.049 (7)	102.43 km/h
Lauf 4:	00:03.009 (5)	00:01.522 (5)	00:42.738 (8)	00:26.042 (8)	148.00 km/h (5)	01:13.311 (8)	100.67 km/h
407 HÜLSMANN Markus		VW Golf I 16V		DEU			
Lauf 1:	00:03.193 (8)	00:01.618 (9)	00:40.214 (6)	00:25.210 (6)	138.91 km/h (8)	01:10.235 (6)	105.08 km/h
Lauf 2:	00:03.103 (8)	00:01.477 (3)	00:38.809 (4)	00:24.306 (4)	150.66 km/h (4)	01:07.695 (4)	109.02 km/h
Lauf 3:	00:03.059 (8)	00:01.467 (3)	00:39.031 (5)	00:24.320 (4)	151.03 km/h (4)	01:07.877 (5)	108.73 km/h
Lauf 4:	00:03.037 (7)	00:01.458 (1)	00:38.988 (5)	00:24.099 (3)	151.28 km/h (4)	01:07.582 (5)	109.20 km/h
408 WINKLER Stefan		Fiat 127		DEU			
Lauf 1:	00:03.227 (9)	00:01.541 (6)	00:43.098 (9)	00:25.933 (7)	142.85 km/h (7)	01:13.799 (8)	100.00 km/h
Lauf 2:	00:03.186 (9)	00:01.541 (7)	00:41.734 (7)	00:26.393 (7)	126.61 km/h (8)	01:12.854 (7)	101.30 km/h
Lauf 3:	00:03.172 (9)	00:01.559 (6)	00:41.828 (8)	00:26.472 (8)	141.43 km/h (8)	01:13.031 (8)	101.05 km/h
Lauf 4:	00:03.208 (10)	00:01.561 (7)	00:41.270 (7)	00:26.121 (9)	142.83 km/h (8)	01:12.160 (7)	102.27 km/h
419 SCHLOTT Dominik		VW Schneider Polo 8V		DEU			
Lauf 1:	00:02.993 (4)	00:01.662 (10)	00:40.012 (5)	00:26.640 (9)	135.44 km/h (9)	01:11.307 (7)	103.50 km/h
Lauf 2:	00:03.069 (5)	00:01.595 (9)	00:42.796 (8)	00:26.570 (8)	143.00 km/h (7)	01:14.030 (8)	99.69 km/h
Lauf 3:	00:03.028 (6)	00:01.604 (8)	00:46.080 (9)	00:38.342 (9)	59.08 km/h (9)	01:29.054 (9)	82.87 km/h
Lauf 4:	00:03.072 (9)	00:01.604 (9)	00:39.603 (6)	00:24.959 (6)	142.86 km/h (7)	01:09.238 (6)	106.59 km/h
420 MÜLLER Nico		VW Weißdorn Polo 16V		DEU			
Lauf 1:	00:03.335 (10)	00:01.562 (7)	00:45.564 (10)	00:26.289 (8)	127.30 km/h (10)	01:16.750 (10)	96.16 km/h
Lauf 2:	00:03.243 (10)	00:01.759 (10)	* ()	* ()	*	DNF ()	*
Lauf 3:	00:03.054 (7)	00:01.634 (9)	00:40.846 (6)	00:24.868 (6)	144.39 km/h (7)	01:10.402 (6)	104.83 km/h
Lauf 4:	00:03.001 (3)	00:01.534 (6)	00:55.623 (9)	00:25.670 (7)	142.71 km/h (9)	01:25.828 (9)	85.99 km/h

Gruppe E1-FIA, E1-Berg, H, FS, NSU, CTC/CGT bis 1600 ccm - Klasse 15

	30m	30m-60m	Sektor 3	Sektor 4	Ziel-Speed	Laufzeit	Speed (Lauf)
360 FAULHABER Stefan		Opel Minichberger Kadett 16V		DEU			
Lauf 1:	00:02.870 (1)	00:01.414 (2)	* ()	* ()	162.51 km/h (2)	01:04.531 (1)	114.36 km/h
Lauf 2:	00:02.757 (1)	00:01.370 (1)	00:36.390 (1)	00:23.590 (2)	159.75 km/h (2)	01:04.107 (1)	115.12 km/h
Lauf 3:	00:02.667 (1)	00:01.307 (1)	00:35.855 (1)	00:23.486 (2)	160.96 km/h (2)	01:03.315 (1)	116.56 km/h
Lauf 4:	00:02.764 (1)	00:01.313 (1)	00:35.569 (2)	00:23.510 (2)	161.63 km/h (2)	01:03.156 (2)	116.85 km/h
362 MAIER Helmut		VW Spiess Golf 16V		AUT			
Lauf 1:	00:03.027 (4)	00:01.397 (1)	00:39.864 (2)	00:25.332 (3)	157.12 km/h (3)	01:09.620 (3)	106.00 km/h
Lauf 2:	00:02.974 (3)	00:01.395 (2)	00:38.705 (3)	00:25.114 (4)	157.28 km/h (3)	01:08.188 (3)	108.23 km/h
Lauf 3:	00:03.006 (4)	00:01.464 (4)	00:39.137 (3)	00:24.744 (3)	157.39 km/h (3)	01:08.351 (3)	107.97 km/h
Lauf 4:	00:02.925 (3)	00:01.404 (2)	00:37.756 (3)	00:24.424 (3)	160.18 km/h (3)	01:06.509 (3)	110.96 km/h

DNS = nicht gestartet | DNF = ausgefallen | DSQ = disqualifiziert



www.berg-zeitnahme.de

Seite: 8 / 18



Training - Sektorzeiten & Speeds

	30m	30m-60m	Sektor 3	Sektor 4	Ziel-Speed	Laufzeit	Speed (Lauf)
369 BUCK Erwin		VW Scirocco I Minichberger 16V		DEU			
Lauf 1:	00:02.973 (2)	00:01.500 (3)	00:37.447 (1)	00:23.248 (1)	163.69 km/h (1)	01:05.168 (2)	113.25 km/h
Lauf 2:	00:02.915 (2)	00:01.476 (3)	00:37.114 (2)	00:23.236 (1)	163.50 km/h (1)	01:04.741 (2)	113.99 km/h
Lauf 3:	00:02.851 (3)	00:01.433 (2)	00:35.983 (2)	00:23.093 (1)	164.04 km/h (1)	01:03.360 (2)	116.48 km/h
Lauf 4:	00:02.904 (2)	00:01.412 (3)	00:35.563 (1)	00:23.187 (1)	164.72 km/h (1)	01:03.066 (1)	117.02 km/h
370 BILEN Sarp		VW Golf II GTI 16V		DEU			
Lauf 1:	00:03.004 (3)	00:01.533 (4)	00:41.853 (3)	00:25.082 (2)	149.58 km/h (4)	01:11.472 (4)	103.26 km/h
Lauf 2:	00:02.979 (4)	00:01.492 (4)	00:40.586 (4)	00:25.051 (3)	148.30 km/h (4)	01:10.108 (4)	105.27 km/h
Lauf 3:	00:02.816 (2)	00:01.454 (3)	00:39.371 (4)	00:24.859 (4)	146.84 km/h (4)	01:08.500 (4)	107.74 km/h
Lauf 4:	00:02.939 (4)	00:01.495 (4)	00:39.294 (4)	00:25.019 (4)	147.64 km/h (4)	01:08.747 (4)	107.35 km/h
Gruppe E1-FIA, E1-Berg, H, FS, NSU, CTC/CGT bis 2000 ccm - Klasse 16							
	30m	30m-60m	Sektor 3	Sektor 4	Ziel-Speed	Laufzeit	Speed (Lauf)
302 RAUCH Michael		Opel Briegel Kadett 8V		DEU			
Lauf 1:	00:03.190 (18)	00:01.410 (5)	00:37.211 (5)	00:23.980 (6)	161.92 km/h (6)	01:05.791 (6)	112.17 km/h
Lauf 2:	00:02.898 (10)	00:01.388 (4)	00:36.631 (8)	00:23.545 (5)	161.07 km/h (6)	01:04.462 (7)	114.49 km/h
Lauf 3:	00:02.880 (8)	00:01.371 (3)	00:36.298 (6)	00:23.101 (3)	163.19 km/h (4)	01:03.650 (4)	115.95 km/h
Lauf 4:	00:02.917 (8)	00:01.363 (4)	00:36.061 (4)	00:22.984 (2)	163.93 km/h (5)	01:03.325 (3)	116.54 km/h
303 PREIßER Dirk		Opel Kadett C 16V		DEU			
Lauf 1:	00:02.657 (3)	00:01.290 (1)	00:34.988 (2)	00:22.849 (1)	168.46 km/h (2)	01:01.784 (1)	119.45 km/h
Lauf 2:	00:02.600 (1)	00:01.275 (1)	00:33.917 (1)	00:23.250 (3)	165.89 km/h (3)	01:01.042 (1)	120.90 km/h
Lauf 3:	00:02.513 (1)	00:01.288 (1)	00:34.584 (2)	00:23.221 (4)	166.09 km/h (3)	01:01.606 (1)	119.79 km/h
Lauf 4:	00:02.786 (4)	00:01.294 (1)	00:33.899 (1)	00:23.003 (3)	166.27 km/h (3)	01:00.982 (1)	121.02 km/h
305 WEBER Jens		Opel Kadett C		DEU			
Lauf 1:	00:03.040 (14)	00:01.466 (11)	00:37.311 (7)	00:24.127 (7)	155.33 km/h (11)	01:05.944 (7)	111.91 km/h
Lauf 2:	00:03.024 (16)	00:01.448 (12)	00:36.613 (7)	00:24.151 (9)	153.77 km/h (10)	01:05.236 (8)	113.13 km/h
Lauf 3:	00:02.826 (5)	00:01.404 (4)	00:36.411 (7)	00:23.937 (6)	154.71 km/h (9)	01:04.578 (7)	114.28 km/h
Lauf 4:	00:02.882 (7)	00:01.420 (7)	00:36.095 (5)	00:23.884 (8)	156.24 km/h (8)	01:04.281 (7)	114.81 km/h
308 BODENMÜLLER Michael		Opel Kadett		DEU			
Lauf 1:	00:02.889 (9)	00:01.319 (2)	00:38.963 (12)	00:24.978 (15)	163.26 km/h (5)	01:08.149 (14)	108.29 km/h
Lauf 2:	00:02.741 (5)	00:01.476 (16)	00:37.518 (11)	00:24.546 (13)	159.87 km/h (7)	01:06.281 (10)	111.34 km/h
Lauf 3:	* (0)	* (0)	* (0)	* (0)	* (0)	DNS (0)	*
Lauf 4:	00:02.689 (2)	00:01.323 (2)	00:55.961 (17)	00:37.211 (17)	65.02 km/h (17)	01:37.184 (17)	75.94 km/h
309 PAULICK Ralph		VW Golf I		DEU			
Lauf 1:	00:03.047 (16)	00:01.456 (10)	00:36.503 (4)	00:23.669 (4)	164.09 km/h (4)	01:04.675 (4)	114.11 km/h
Lauf 2:	00:02.966 (13)	00:01.437 (8)	00:36.104 (4)	00:23.431 (4)	164.22 km/h (4)	01:03.938 (4)	115.42 km/h
Lauf 3:	00:02.942 (11)	00:01.423 (6)	00:35.808 (4)	00:23.735 (5)	161.69 km/h (6)	01:03.908 (6)	115.48 km/h
Lauf 4:	00:03.049 (13)	00:01.428 (9)	00:35.432 (3)	00:23.466 (6)	164.03 km/h (4)	01:03.375 (5)	116.45 km/h

DNS = nicht gestartet | DNF = ausgefallen | DSQ = disqualifiziert



Training - Sektorzeiten & Speeds

	30m	30m-60m	Sektor 3	Sektor 4	Ziel-Speed	Laufzeit	Speed (Lauf)
311 KOKOR Andreas	Ford Escort Mk1		DEU				
Lauf 1:	00:03.095 (17)	00:01.448 (9)	00:38.189 (8)	00:24.233 (8)	160.38 km/h (8)	01:06.965 (8)	110.21 km/h
Lauf 2:	00:02.833 (8)	00:01.424 (6)	00:36.179 (6)	00:23.867 (6)	157.90 km/h (8)	01:04.303 (6)	114.77 km/h
Lauf 3:	00:02.844 (6)	00:01.407 (5)	00:36.795 (9)	00:23.965 (8)	158.70 km/h (7)	01:05.011 (8)	113.52 km/h
Lauf 4:	00:02.828 (5)	00:01.415 (5)	00:36.286 (8)	00:23.845 (7)	157.10 km/h (7)	01:04.374 (8)	114.64 km/h
312 MINICHBERGER Mario	VW Scirocco		DEU				
Lauf 1:	00:03.015 (12)	00:01.435 (8)	00:34.947 (1)	00:23.178 (3)	167.59 km/h (3)	01:02.575 (2)	117.94 km/h
Lauf 2:	00:02.970 (14)	00:01.460 (14)	00:34.161 (2)	00:22.931 (2)	165.95 km/h (2)	01:01.522 (2)	119.96 km/h
Lauf 3:	00:02.982 (13)	00:01.436 (7)	00:34.294 (1)	00:22.995 (2)	167.62 km/h (2)	01:01.707 (2)	119.60 km/h
Lauf 4:	00:02.941 (10)	00:01.427 (8)	00:33.902 (2)	00:22.923 (1)	166.53 km/h (2)	01:01.193 (2)	120.60 km/h
313 ELLER Hans Peter	VW Minichberger Corrado R		DEU				
Lauf 1:	00:03.270 (20)	00:01.487 (12)	00:37.214 (6)	00:23.018 (2)	169.81 km/h (1)	01:04.989 (5)	113.56 km/h
Lauf 2:	00:03.161 (20)	00:01.444 (9)	00:36.167 (5)	00:22.810 (1)	167.78 km/h (1)	01:03.582 (3)	116.07 km/h
Lauf 3:	00:03.140 (17)	00:01.441 (8)	00:35.990 (5)	00:22.972 (1)	168.28 km/h (1)	01:03.543 (3)	116.14 km/h
Lauf 4:	00:03.147 (16)	00:01.533 (13)	00:36.251 (7)	00:23.050 (4)	170.31 km/h (1)	01:03.981 (6)	115.35 km/h
314 AUER Christian	BMW 2002 8V		DEU				
Lauf 1:	00:02.840 (5)	00:01.367 (4)	00:36.224 (3)	00:23.737 (5)	160.09 km/h (9)	01:04.168 (3)	115.01 km/h
Lauf 2:	00:02.854 (9)	00:01.374 (3)	00:35.755 (3)	00:23.990 (7)	156.38 km/h (9)	01:03.973 (5)	115.36 km/h
Lauf 3:	00:02.856 (7)	00:01.361 (2)	00:35.575 (3)	00:24.084 (9)	142.98 km/h (16)	01:03.876 (5)	115.54 km/h
Lauf 4:	00:02.660 (1)	00:01.327 (3)	00:36.142 (6)	00:23.243 (5)	140.54 km/h (14)	01:03.372 (4)	116.46 km/h
319 WEIß Werner	Ford Escort RS 1800 BDA		DEU				
Lauf 1:	00:02.562 (2)	00:01.334 (3)	00:38.416 (11)	00:24.665 (13)	144.68 km/h (18)	01:06.977 (9)	110.19 km/h
Lauf 2:	00:02.637 (2)	00:01.363 (2)	00:38.244 (13)	00:24.114 (8)	0.57 km/h (22)	01:06.358 (11)	111.21 km/h
Lauf 3:	00:03.223 (18)	00:01.611 (16)	00:38.826 (14)	00:24.291 (11)	145.34 km/h (15)	01:07.951 (15)	108.61 km/h
Lauf 4:	* (0)	* (0)	* (0)	* (0)	* (0)	DNS (0)	*
320 RUWE Mario	VW Golf II GTI 16V		DEU				
Lauf 1:	00:02.882 (7)	00:01.413 (6)	00:39.697 (15)	00:24.355 (9)	161.90 km/h (7)	01:08.347 (16)	107.98 km/h
Lauf 2:	00:02.928 (12)	00:01.434 (7)	00:39.083 (16)	00:24.646 (14)	161.27 km/h (5)	01:08.091 (16)	108.38 km/h
Lauf 3:	00:02.912 (9)	00:01.442 (9)	00:39.297 (15)	00:24.239 (10)	162.14 km/h (5)	01:07.890 (14)	108.71 km/h
Lauf 4:	00:02.920 (9)	00:01.419 (6)	00:38.862 (12)	00:24.163 (10)	162.44 km/h (6)	01:07.364 (12)	109.55 km/h
321 FLIK Thomas	Renault Clio 3 Cup		DEU				
Lauf 1:	00:03.041 (15)	00:01.497 (14)	00:38.316 (10)	00:24.511 (12)	149.91 km/h (16)	01:07.365 (10)	109.55 km/h
Lauf 2:	00:02.899 (11)	00:01.468 (15)	00:37.514 (10)	00:24.768 (15)	151.78 km/h (13)	01:06.649 (14)	110.73 km/h
Lauf 3:	00:02.956 (12)	00:01.511 (13)	00:38.144 (11)	00:24.489 (13)	152.18 km/h (10)	01:07.100 (13)	109.99 km/h
Lauf 4:	00:02.858 (6)	00:01.478 (11)	00:37.617 (10)	00:24.492 (12)	151.98 km/h (11)	01:06.445 (10)	111.07 km/h
324 SCHWANECKE Gero	VW Golf I GTI 16V		DEU				
Lauf 1:	00:02.877 (6)	00:01.577 (18)	00:41.623 (16)	00:26.311 (17)	140.04 km/h (20)	01:12.388 (18)	101.95 km/h
Lauf 2:	00:02.993 (15)	00:01.600 (19)	00:41.011 (19)	00:26.119 (18)	142.26 km/h (18)	01:11.723 (19)	102.90 km/h
Lauf 3:	00:02.926 (10)	00:01.614 (18)	00:40.529 (18)	00:26.054 (17)	137.06 km/h (18)	01:11.123 (18)	103.76 km/h
Lauf 4:	* (0)	* (0)	* (0)	* (0)	* (0)	DNS (0)	*

DNS = nicht gestartet | DNF = ausgefallen | DSQ = disqualifiziert



Training - Sektorzeiten & Speeds

	30m	30m-60m	Sektor 3	Sektor 4	Ziel-Speed	Laufzeit	Speed (Lauf)
330 KLAGES Jürgen	Opel Astra F GSi		DEU				
Lauf 1:	00:03.570 (22)	00:01.786 (22)	00:44.156 (19)	00:27.681 (20)	133.02 km/h (21)	01:17.193 (20)	95.60 km/h
Lauf 2:	00:03.360 (22)	00:01.722 (21)	00:43.950 (20)	00:27.538 (20)	132.52 km/h (20)	01:16.570 (20)	96.38 km/h
Lauf 3:	00:03.316 (20)	00:01.737 (19)	00:44.035 (20)	00:27.438 (19)	132.31 km/h (19)	01:16.526 (20)	96.44 km/h
Lauf 4:	00:03.559 (18)	00:01.767 (17)	00:43.591 (15)	00:27.485 (16)	132.66 km/h (15)	01:16.402 (16)	96.59 km/h
333 HATEZIC Johann	Opel Ascona B Frank 8V		DEU				
Lauf 1:	00:01.933 (1)	00:01.488 (13)	* ()	* ()	149.93 km/h (15)	01:07.765 (13)	108.91 km/h
Lauf 2:	00:02.819 (7)	00:01.444 (9)	00:38.326 (15)	00:25.231 (17)	150.43 km/h (16)	01:07.820 (15)	108.82 km/h
Lauf 3:	00:02.813 (4)	00:01.452 (10)	00:38.405 (13)	00:24.404 (12)	150.60 km/h (12)	01:07.074 (12)	110.03 km/h
Lauf 4:	00:02.779 (3)	00:01.452 (10)	00:37.872 (11)	00:24.395 (11)	153.17 km/h (10)	01:06.498 (11)	110.98 km/h
335 BAYER Daniel	Opel Ziegler Kadett C Coupé		DEU				
Lauf 1:	00:02.720 (4)	00:01.503 (17)	00:38.964 (13)	00:24.448 (10)	150.97 km/h (13)	01:07.635 (12)	109.12 km/h
Lauf 2:	00:02.655 (3)	00:01.458 (13)	00:38.252 (14)	00:24.179 (11)	151.36 km/h (15)	01:06.544 (13)	110.90 km/h
Lauf 3:	00:02.579 (2)	00:01.465 (11)	00:38.363 (12)	00:24.526 (14)	149.71 km/h (13)	01:06.933 (11)	110.26 km/h
Lauf 4:	* ()	* ()	* ()	* ()	* ()	DNS ()	*
339 RATH Fabien	Opel Risse Kadett C 8V		DEU				
Lauf 1:	00:02.931 (11)	00:01.609 (20)	00:41.995 (17)	00:25.752 (16)	144.83 km/h (17)	01:12.287 (17)	102.09 km/h
Lauf 2:	00:03.039 (17)	00:01.589 (18)	00:40.592 (17)	00:24.902 (16)	146.73 km/h (17)	01:10.122 (17)	105.25 km/h
Lauf 3:	00:03.030 (14)	00:01.612 (17)	00:39.954 (16)	00:24.977 (16)	145.46 km/h (14)	01:09.573 (16)	106.08 km/h
Lauf 4:	00:03.044 (12)	00:01.607 (16)	00:40.003 (13)	00:24.684 (13)	145.71 km/h (12)	01:09.338 (13)	106.44 km/h
342 BRÜGGE Frank	VW Brügge Golf I 8V		DEU				
Lauf 1:	00:02.907 (10)	00:01.500 (16)	00:39.020 (14)	00:24.745 (14)	150.13 km/h (14)	01:08.172 (15)	108.26 km/h
Lauf 2:	00:02.791 (6)	00:01.447 (11)	00:38.010 (12)	00:24.156 (10)	151.44 km/h (14)	01:06.404 (12)	111.14 km/h
Lauf 3:	00:02.811 (3)	00:01.524 (14)	00:37.854 (10)	00:24.561 (15)	152.09 km/h (11)	01:06.750 (10)	110.56 km/h
Lauf 4:	00:03.228 (17)	00:01.602 (15)	* ()	* ()	* ()	DNF ()	*
345 RICHTER Thomas	VW Golf I 16V		DEU				
Lauf 1:	00:02.887 (8)	00:01.415 (7)	00:51.324 (21)	00:29.081 (21)	156.64 km/h (10)	01:24.707 (22)	87.12 km/h
Lauf 2:	00:02.726 (4)	00:01.405 (5)	00:47.832 (22)	00:27.784 (22)	151.97 km/h (12)	01:19.747 (22)	92.54 km/h
Lauf 3:	* ()	* ()	* ()	* ()	* ()	DNS ()	*
Lauf 4:	* ()	* ()	* ()	* ()	* ()	DNS ()	*
350 SCHEER Andre	BMW E30 320is		DEU				
Lauf 1:	00:03.340 (21)	00:01.498 (15)	00:38.197 (9)	00:24.456 (11)	153.38 km/h (12)	01:07.491 (11)	109.35 km/h
Lauf 2:	00:03.137 (19)	00:01.493 (17)	00:37.343 (9)	00:24.228 (12)	153.58 km/h (11)	01:06.201 (9)	111.48 km/h
Lauf 3:	00:03.059 (15)	00:01.495 (12)	00:36.737 (8)	00:23.959 (7)	155.81 km/h (8)	01:05.250 (9)	113.10 km/h
Lauf 4:	00:03.020 (11)	00:01.481 (12)	00:37.060 (9)	00:24.041 (9)	155.34 km/h (9)	01:05.602 (9)	112.50 km/h
351 FECHTER Jürgen	VW Scirocco 16V		DEU				
Lauf 1:	00:03.032 (13)	00:01.577 (18)	00:44.128 (18)	00:26.482 (18)	141.56 km/h (19)	01:15.219 (19)	98.11 km/h
Lauf 2:	00:03.112 (18)	00:01.602 (20)	00:40.808 (18)	00:26.183 (19)	140.69 km/h (19)	01:11.705 (18)	102.92 km/h
Lauf 3:	00:03.084 (16)	00:01.561 (15)	00:40.353 (17)	00:26.111 (18)	141.58 km/h (17)	01:11.109 (17)	103.78 km/h
Lauf 4:	00:03.076 (14)	00:01.575 (14)	00:40.439 (14)	00:26.193 (14)	141.83 km/h (13)	01:11.283 (14)	103.53 km/h

DNS = nicht gestartet | DNF = ausgefallen | DSQ = disqualifiziert



Training - Sektorzeiten & Speeds

	30m	30m-60m	Sektor 3	Sektor 4	Ziel-Speed	Laufzeit	Speed (Lauf)
352 LEICH Heiko		Opel Astra G OPC		DEU			
Lauf 1:	00:03.222 (19)	00:01.745 (21)	00:44.996 (20)	00:27.617 (19)	132.71 km/h (22)	01:17.580 (21)	95.13 km/h
Lauf 2:	00:03.292 (21)	00:01.797 (22)	00:44.259 (21)	00:27.543 (21)	128.25 km/h (21)	01:16.891 (21)	95.98 km/h
Lauf 3:	00:03.271 (19)	00:01.781 (20)	00:43.562 (19)	00:27.691 (20)	129.93 km/h (20)	01:16.305 (19)	96.72 km/h
Lauf 4:	00:03.138 (15)	00:01.776 (18)	00:43.922 (16)	00:27.174 (15)	131.27 km/h (16)	01:16.010 (15)	97.09 km/h

Gruppe E1-FIA, E1-Berg, H, FS, NSU, CTC/CGT bis 2000 ccm H-Diesel - Klasse 17

	30m	30m-60m	Sektor 3	Sektor 4	Ziel-Speed	Laufzeit	Speed (Lauf)
280 MEURER Karlheinz		VW Golf V R TDI		DEU			
Lauf 1:	00:03.037 (1)	00:01.584 (1)	00:44.615 (2)	00:27.292 (1)	146.41 km/h (1)	01:16.528 (1)	96.44 km/h
Lauf 2:	00:03.054 (1)	00:01.605 (2)	00:46.480 (2)	00:26.660 (1)	145.01 km/h (1)	01:17.799 (2)	94.86 km/h
Lauf 3:	00:03.047 (1)	00:01.587 (1)	00:43.614 (2)	00:26.759 (1)	146.04 km/h (1)	01:15.007 (2)	98.39 km/h
Lauf 4:	00:03.035 (1)	00:01.582 (1)	00:42.883 (2)	00:34.830 (2)	144.84 km/h (1)	01:22.330 (2)	89.64 km/h
281 KOLLER Sepp		Alfa 147 1,9 JTD		DEU			
Lauf 1:	00:03.385 (2)	00:01.605 (2)	00:44.426 (1)	00:27.595 (2)	138.62 km/h (2)	01:17.011 (2)	95.83 km/h
Lauf 2:	00:03.325 (2)	00:01.585 (1)	00:43.441 (1)	00:27.230 (2)	137.54 km/h (2)	01:15.581 (1)	97.64 km/h
Lauf 3:	00:03.361 (2)	00:01.587 (1)	00:42.333 (1)	00:27.423 (2)	133.28 km/h (2)	01:14.704 (1)	98.79 km/h
Lauf 4:	00:03.300 (2)	00:01.614 (2)	00:42.320 (1)	00:27.053 (1)	135.47 km/h (2)	01:14.287 (1)	99.34 km/h

Gruppe E1-FIA, E1-Berg, H, FS, NSU, CTC/CGT bis 3000 ccm - Klasse 18

	30m	30m-60m	Sektor 3	Sektor 4	Ziel-Speed	Laufzeit	Speed (Lauf)
251 GÖSER Günter		Opel Kadett C Coupé 16V		DEU			
Lauf 1:	00:02.824 (2)	00:01.302 (1)	00:37.213 (2)	00:24.078 (1)	169.93 km/h (2)	01:05.417 (1)	112.81 km/h
Lauf 2:	00:02.706 (1)	00:01.312 (1)	00:35.932 (1)	00:23.352 (1)	170.05 km/h (1)	01:03.302 (1)	116.58 km/h
Lauf 3:	00:02.496 (1)	00:01.264 (1)	00:36.174 (1)	00:23.264 (1)	169.74 km/h (2)	01:03.198 (1)	116.78 km/h
Lauf 4:	00:02.478 (1)	00:01.250 (1)	00:35.445 (1)	00:22.983 (1)	169.56 km/h (1)	01:02.156 (1)	118.73 km/h
253 GAPP Marcel		BMW E36 M3		DEU			
Lauf 1:	00:03.060 (3)	00:01.433 (2)	00:37.149 (1)	00:24.643 (2)	165.51 km/h (3)	01:06.285 (2)	111.34 km/h
Lauf 2:	00:02.930 (3)	00:01.373 (2)	00:36.345 (2)	00:24.610 (2)	163.43 km/h (3)	01:05.258 (2)	113.09 km/h
Lauf 3:	00:03.002 (4)	00:01.457 (3)	00:36.425 (2)	00:24.134 (2)	165.94 km/h (3)	01:05.018 (2)	113.51 km/h
Lauf 4:	00:03.022 (4)	00:01.428 (3)	00:36.847 (2)	00:24.474 (3)	164.73 km/h (3)	01:05.771 (2)	112.21 km/h
254 SCHLACHTER Karl-Heinz		BMW 2002tii		DEU			
Lauf 1:	00:03.100 (4)	00:01.555 (4)	00:41.528 (3)	00:25.625 (3)	151.57 km/h (4)	01:11.808 (3)	102.77 km/h
Lauf 2:	00:03.071 (5)	00:01.520 (5)	00:40.370 (4)	00:24.935 (4)	150.80 km/h (4)	01:09.896 (4)	105.59 km/h
Lauf 3:	00:03.018 (5)	00:01.507 (4)	00:39.794 (4)	00:24.628 (3)	152.79 km/h (4)	01:08.947 (4)	107.04 km/h
Lauf 4:	00:02.910 (3)	00:01.492 (4)	00:39.635 (4)	00:24.653 (4)	154.19 km/h (4)	01:08.690 (4)	107.44 km/h

DNS = nicht gestartet | DNF = ausgefallen | DSQ = disqualifiziert



Training - Sektorzeiten & Speeds

	30m	30m-60m	Sektor 3	Sektor 4	Ziel-Speed	Laufzeit	Speed (Lauf)
255 OSTERMANN Thomas	BMW E30 Hartge		DEU				
Lauf 1:	00:03.241 (6)	00:01.721 (6)	00:42.546 (5)	00:26.000 (5)	137.67 km/h (6)	01:13.508 (5)	100.40 km/h
Lauf 2:	00:03.287 (6)	00:01.689 (6)	00:41.890 (6)	00:25.376 (5)	137.48 km/h (6)	01:12.242 (5)	102.16 km/h
Lauf 3:	00:03.151 (6)	00:01.688 (6)	00:41.335 (5)	00:27.177 (6)	137.17 km/h (6)	01:13.351 (6)	100.61 km/h
Lauf 4:	00:03.205 (6)	00:01.693 (6)	00:41.889 (6)	00:26.131 (5)	135.00 km/h (6)	01:12.918 (6)	101.21 km/h
261 GÜRTZGEN Friedhelm	BMW Compact 318i		DEU				
Lauf 1:	00:03.152 (5)	00:01.526 (3)	00:44.724 (6)	00:27.172 (6)	142.91 km/h (5)	01:16.574 (6)	96.38 km/h
Lauf 2:	00:02.981 (4)	00:01.515 (4)	00:41.263 (5)	00:27.069 (6)	142.98 km/h (5)	01:12.828 (6)	101.33 km/h
Lauf 3:	00:02.844 (3)	00:01.507 (4)	00:42.111 (6)	00:26.764 (5)	143.53 km/h (5)	01:13.226 (5)	100.78 km/h
Lauf 4:	00:03.159 (5)	00:01.527 (5)	00:41.259 (5)	00:26.892 (6)	142.87 km/h (5)	01:12.837 (5)	101.32 km/h
265 WEBER Hauke	Audi 80 Quattro		DEU				
Lauf 1:	00:02.735 (1)	00:01.701 (5)	00:42.059 (4)	00:25.816 (4)	172.83 km/h (1)	01:12.311 (4)	102.06 km/h
Lauf 2:	00:02.863 (2)	00:01.400 (3)	00:39.857 (3)	00:24.733 (3)	169.53 km/h (2)	01:08.853 (3)	107.18 km/h
Lauf 3:	00:02.737 (2)	00:01.400 (2)	00:39.001 (3)	00:24.767 (4)	170.22 km/h (1)	01:07.905 (3)	108.68 km/h
Lauf 4:	00:02.653 (2)	00:01.349 (2)	00:38.341 (3)	00:24.464 (2)	167.67 km/h (2)	01:06.807 (3)	110.47 km/h

Gruppe E1-FIA, E1-Berg, H, FS, NSU, CTC/CGT über 3000 ccm - Klasse 19


	30m	30m-60m	Sektor 3	Sektor 4	Ziel-Speed	Laufzeit	Speed (Lauf)
221 HANDA Norbert	Lancia Delta Integrale		DEU				
Lauf 1:	00:02.263 (1)	00:01.129 (1)	00:36.221 (1)	00:23.330 (1)	198.50 km/h (1)	01:02.943 (1)	117.25 km/h
Lauf 2:	00:02.209 (1)	00:01.126 (1)	00:33.922 (1)	00:23.144 (1)	196.50 km/h (1)	01:00.401 (1)	122.18 km/h
Lauf 3:	00:02.134 (1)	00:01.096 (1)	00:34.344 (1)	00:22.816 (1)	199.07 km/h (1)	01:00.390 (1)	122.21 km/h
Lauf 4:	00:02.209 (1)	00:01.104 (1)	00:35.039 (1)	00:22.575 (1)	198.58 km/h (1)	01:00.927 (1)	121.13 km/h
222 RÖCK Sabine	VW Golf I		DEU				
Lauf 1:	00:02.935 (2)	00:01.464 (2)	00:37.456 (2)	00:24.589 (2)	166.80 km/h (2)	01:06.444 (2)	111.07 km/h
Lauf 2:	00:03.018 (2)	00:01.513 (2)	00:36.643 (2)	00:24.304 (2)	162.39 km/h (2)	01:05.478 (2)	112.71 km/h
Lauf 3:	00:02.927 (2)	00:01.459 (2)	00:37.102 (2)	00:24.538 (2)	161.34 km/h (2)	01:06.026 (2)	111.77 km/h
Lauf 4:	00:02.986 (2)	00:01.501 (2)	00:37.062 (2)	00:24.339 (2)	166.90 km/h (2)	01:05.888 (2)	112.01 km/h

Gruppe E2-SH bis 2000 und über 2000 ccm - Klassen 21,22

	30m	30m-60m	Sektor 3	Sektor 4	Ziel-Speed	Laufzeit	Speed (Lauf)
198 MURRAY Keith	Audi R8		GBR				
Lauf 1:	00:02.931 (2)	00:01.429 (2)	00:38.497 (2)	00:25.502 (2)	172.31 km/h (1)	01:08.359 (2)	107.96 km/h
Lauf 2:	00:03.014 (2)	00:01.425 (2)	00:36.921 (2)	00:24.693 (2)	180.01 km/h (1)	01:06.053 (2)	111.73 km/h
Lauf 3:	00:03.013 (2)	00:01.407 (2)	00:36.825 (2)	00:24.477 (2)	179.67 km/h (1)	01:05.722 (2)	112.29 km/h
Lauf 4:	00:02.926 (2)	00:01.334 (2)	00:36.526 (2)	00:23.204 (2)	193.44 km/h (1)	01:03.990 (2)	115.33 km/h

DNS = nicht gestartet | DNF = ausgefallen | DSQ = disqualifiziert





23. Int. ADAC Ibergrennen

16. - 17. Juni 2018

MC Heilbad Heiligenstadt e.V. im ADAC

37308 Heilbad Heiligenstadt

Strecke: L2022 in Richtung Kalteneber - Länge 2,050 km

Deutsche Automobil-Berg-Meisterschaft / DMSB Automobil-Berg-Cup
DMSB Berg-Team-Cup / KW Berg-Cup / NSU Bergpokal im KW Berg-Cup

DMSB

Reg. Nr. 26-2018

Training - Sektorzeiten & Speeds

	30m	30m-60m	Sektor 3	Sektor 4	Ziel-Speed	Laufzeit	Speed (Lauf)
200 KROLL Ralf		Silver Car S2 G EVO		DEU			
Lauf 1:	00:02.840 (1)	00:01.307 (1)	00:34.936 (1)	00:22.428 (1)	169.76 km/h (2)	01:01.511 (1)	119.98 km/h
Lauf 2:	00:02.785 (1)	00:01.266 (1)	00:34.088 (1)	00:22.014 (1)	169.64 km/h (2)	01:00.153 (1)	122.69 km/h
Lauf 3:	00:02.803 (1)	00:01.265 (1)	00:33.941 (1)	00:22.121 (1)	168.89 km/h (2)	01:00.130 (1)	122.73 km/h
Lauf 4:	00:02.639 (1)	00:01.310 (1)	00:33.993 (1)	00:22.275 (1)	167.77 km/h (2)	01:00.217 (1)	122.56 km/h

Gruppe E2-SC/C3/CN/CSC bis 2000 ccm - Klasse 25

	30m	30m-60m	Sektor 3	Sektor 4	Ziel-Speed	Laufzeit	Speed (Lauf)
39 CONRAD Thomas		CRS MTK S5/7		DEU			
Lauf 1:	00:02.539 (4)	00:01.186 (1)	00:32.447 (1)	00:21.914 (1)	180.84 km/h (1)	00:58.086 (1)	127.05 km/h
Lauf 2:	00:02.469 (4)	00:01.176 (2)	00:31.940 (1)	00:21.958 (1)	181.33 km/h (1)	00:57.543 (1)	128.25 km/h
Lauf 3:	00:10.294 (6)	00:01.195 (4)	00:30.825 (1)	00:21.151 (1)	182.44 km/h (1)	01:03.465 (4)	116.28 km/h
Lauf 4:	00:02.385 (2)	00:01.165 (1)	00:31.676 (1)	00:21.009 (1)	183.78 km/h (1)	00:56.235 (1)	131.23 km/h
40 WOLPERT Uwe		UWR WFK 07		DEU			
Lauf 1:	00:02.377 (1)	00:01.193 (3)	00:37.310 (3)	00:24.493 (4)	168.32 km/h (4)	01:05.373 (3)	112.89 km/h
Lauf 2:	00:02.222 (1)	00:01.184 (3)	00:35.992 (3)	00:23.709 (4)	168.36 km/h (4)	01:03.107 (3)	116.94 km/h
Lauf 3:	00:02.269 (1)	00:01.181 (1)	00:36.173 (4)	00:23.667 (4)	171.04 km/h (4)	01:03.290 (3)	116.61 km/h
Lauf 4:	00:02.409 (3)	00:01.196 (3)	00:35.831 (4)	00:23.759 (4)	168.89 km/h (5)	01:03.195 (4)	116.78 km/h
42 GEBHARD Dino		Norma M20F		DEU			
Lauf 1:	00:02.500 (3)	00:01.200 (4)	00:35.183 (2)	00:23.021 (2)	173.64 km/h (2)	01:01.904 (2)	119.22 km/h
Lauf 2:	00:02.430 (3)	00:01.173 (1)	00:35.031 (2)	00:22.464 (2)	173.50 km/h (2)	01:01.098 (2)	120.79 km/h
Lauf 3:	00:02.410 (2)	00:01.182 (2)	00:34.035 (2)	00:22.206 (2)	175.51 km/h (2)	00:59.833 (1)	123.34 km/h
Lauf 4:	00:02.498 (4)	00:01.201 (4)	00:34.391 (3)	00:22.436 (2)	175.42 km/h (2)	01:00.526 (3)	121.93 km/h
44 LETMADE Bernd		Norma M20		DEU			
Lauf 1:	00:02.467 (2)	00:01.191 (2)	00:37.557 (4)	00:32.190 (7)	109.74 km/h (7)	01:13.405 (7)	100.54 km/h
Lauf 2:	* (0)	* (0)	* (0)	* (0)	* (0)	DNS (0)	*
Lauf 3:	00:02.420 (3)	00:01.186 (3)	00:34.682 (3)	00:23.020 (3)	172.40 km/h (3)	01:01.308 (2)	120.38 km/h
Lauf 4:	00:02.339 (1)	00:01.165 (1)	00:34.114 (2)	00:22.760 (3)	172.38 km/h (3)	01:00.378 (2)	122.23 km/h
45 UENZEN Nikolas		Norma M20F		DEU			
Lauf 1:	00:02.597 (5)	00:01.342 (5)	00:39.973 (5)	00:24.388 (3)	168.49 km/h (3)	01:08.300 (4)	108.05 km/h
Lauf 2:	00:02.391 (2)	00:01.223 (4)	00:37.195 (4)	00:22.988 (3)	170.56 km/h (3)	01:03.797 (4)	115.68 km/h
Lauf 3:	* (0)	* (0)	* (0)	* (0)	* (0)	DNS (0)	*
Lauf 4:	* (0)	* (0)	* (0)	* (0)	* (0)	DNS (0)	*
47 COLLISI Stephan		Behnke Condor BMW		DEU			
Lauf 1:	00:02.741 (7)	00:01.407 (6)	00:40.749 (6)	00:26.278 (6)	152.57 km/h (6)	01:11.175 (5)	103.69 km/h
Lauf 2:	00:02.659 (5)	00:01.590 (6)	00:41.097 (6)	00:25.701 (6)	151.59 km/h (6)	01:11.047 (6)	103.87 km/h
Lauf 3:	00:02.756 (5)	00:01.436 (6)	00:40.150 (5)	00:25.637 (6)	151.51 km/h (6)	01:09.979 (6)	105.46 km/h
Lauf 4:	00:02.708 (5)	00:01.433 (6)	00:40.720 (6)	00:25.755 (6)	152.54 km/h (6)	01:10.616 (6)	104.51 km/h

DNS = nicht gestartet | DNF = ausgefallen | DSQ = disqualifiziert



www.berg-zeitnahme.de

Seite: 14 / 18



Training - Sektorzeiten & Speeds

	30m	30m-60m	Sektor 3	Sektor 4	Ziel-Speed	Laufzeit	Speed (Lauf)
48 SIEBERT Gerhard		Osella PA 18		DEU			
Lauf 1:	00:02.720 (6)	00:01.454 (7)	00:42.874 (7)	00:26.189 (5)	167.21 km/h (5)	01:13.237 (6)	100.77 km/h
Lauf 2:	00:02.702 (6)	00:01.308 (5)	00:39.444 (5)	00:25.651 (5)	165.82 km/h (5)	01:09.105 (5)	106.79 km/h
Lauf 3:	00:02.675 (4)	00:01.351 (5)	00:40.268 (6)	00:24.962 (5)	168.55 km/h (5)	01:09.256 (5)	106.56 km/h
Lauf 4:	00:02.735 (6)	00:01.395 (5)	00:40.546 (5)	00:24.887 (5)	169.85 km/h (4)	01:09.563 (5)	106.09 km/h

Gruppe E2-SC/C3/CN/CSC bis 3000 ccm - Klasse 26


	30m	30m-60m	Sektor 3	Sektor 4	Ziel-Speed	Laufzeit	Speed (Lauf)
33 EIERMANN Philipp Karl		Osella PA20S		DEU			
Lauf 1:	00:02.592 (2)	00:01.186 (2)	* ()	* ()	187.15 km/h (2)	01:06.767 (2)	110.53 km/h
Lauf 2:	00:02.699 (2)	00:01.144 (2)	00:36.079 (2)	00:22.836 (2)	185.72 km/h (2)	01:02.758 (2)	117.59 km/h
Lauf 3:	00:02.376 (2)	00:01.130 (2)	00:36.049 (2)	00:22.804 (2)	183.20 km/h (2)	01:02.359 (2)	118.35 km/h
Lauf 4:	00:02.811 (2)	00:01.269 (2)	00:36.712 (2)	00:22.997 (2)	188.04 km/h (2)	01:03.789 (2)	115.69 km/h
34 HIN Alexander		PRC S4 ITC		DEU			
Lauf 1:	00:02.496 (1)	00:01.172 (1)	00:31.964 (1)	00:22.047 (1)	202.60 km/h (1)	00:57.679 (1)	127.95 km/h
Lauf 2:	00:02.376 (1)	00:01.120 (1)	00:31.049 (1)	00:21.735 (1)	197.90 km/h (1)	00:56.280 (1)	131.13 km/h
Lauf 3:	00:02.265 (1)	00:01.110 (1)	00:31.092 (1)	00:21.306 (1)	196.67 km/h (1)	00:55.773 (1)	132.32 km/h
Lauf 4:	00:02.340 (1)	00:01.129 (1)	00:30.641 (1)	00:21.214 (1)	198.19 km/h (1)	00:55.324 (1)	133.40 km/h

Gruppe E2-SS/D(F3)/HISTORISCH bis 2000 ccm - Klasse 29

	30m	30m-60m	Sektor 3	Sektor 4	Ziel-Speed	Laufzeit	Speed (Lauf)
9 LANG Georg Julian		Tatuus FR 2.0		DEU			
Lauf 1:	00:02.661 (6)	00:01.225 (4)	00:34.833 (4)	00:22.190 (3)	178.09 km/h (4)	01:00.909 (4)	121.16 km/h
Lauf 2:	00:02.459 (6)	00:01.198 (4)	00:33.592 (3)	00:21.983 (2)	177.16 km/h (4)	00:59.232 (4)	124.59 km/h
Lauf 3:	00:02.304 (5)	00:01.157 (3)	00:32.379 (4)	00:21.873 (3)	179.60 km/h (4)	00:57.713 (4)	127.87 km/h
Lauf 4:	00:02.473 (5)	00:01.186 (4)	00:32.567 (4)	00:21.416 (3)	178.78 km/h (4)	00:57.642 (4)	128.03 km/h
10 WOLPERT Mathieu		Dallara F303		DEU			
Lauf 1:	00:02.551 (5)	00:01.157 (2)	00:33.608 (3)	00:22.663 (4)	181.72 km/h (2)	00:59.979 (3)	123.04 km/h
Lauf 2:	00:02.298 (2)	00:01.135 (2)	00:33.615 (4)	00:22.110 (3)	182.18 km/h (2)	00:59.158 (3)	124.75 km/h
Lauf 3:	00:02.231 (2)	00:01.128 (2)	00:32.053 (3)	00:22.217 (4)	181.00 km/h (3)	00:57.629 (3)	128.06 km/h
Lauf 4:	00:02.447 (4)	00:01.150 (2)	00:32.080 (3)	00:21.647 (4)	181.40 km/h (3)	00:57.324 (3)	128.74 km/h
11 DEBRUYNE Frank		Dallara F303		DEU			
Lauf 1:	00:02.383 (3)	00:01.148 (1)	00:32.282 (1)	00:21.282 (1)	181.20 km/h (3)	00:57.095 (1)	129.26 km/h
Lauf 2:	00:02.268 (1)	00:01.128 (1)	00:31.726 (1)	00:20.897 (1)	182.46 km/h (1)	00:56.019 (1)	131.74 km/h
Lauf 3:	00:02.224 (1)	00:01.117 (1)	00:31.573 (2)	00:20.800 (1)	181.73 km/h (2)	00:55.714 (1)	132.46 km/h
Lauf 4:	00:02.376 (3)	00:01.131 (1)	00:31.662 (2)	00:20.647 (1)	181.65 km/h (2)	00:55.816 (2)	132.22 km/h

DNS = nicht gestartet | DNF = ausgefallen | DSQ = disqualifiziert





23. Int. ADAC Ibergrennen

16. - 17. Juni 2018

MC Heilbad Heiligenstadt e.V. im ADAC

37308 Heilbad Heiligenstadt

Strecke: L2022 in Richtung Kalteneber - Länge 2,050 km

Deutsche Automobil-Berg-Meisterschaft / DMSB Automobil-Berg-Cup
DMSB Berg-Team-Cup / KW Berg-Cup / NSU Bergpokal im KW Berg-Cup

DMSB

Reg. Nr. 26-2018

Training - Sektorzeiten & Speeds

	30m	30m-60m	Sektor 3	Sektor 4	Ziel-Speed	Laufzeit	Speed (Lauf)
13 VOSS Andreas		Tatuus Formel-Renault		DEU			
Lauf 1:	00:02.480 (4)	00:01.237 (5)	00:37.342 (5)	00:23.067 (5)	166.84 km/h (6)	01:04.126 (5)	115.09 km/h
Lauf 2:	00:02.371 (4)	00:01.263 (6)	00:35.313 (5)	00:22.593 (5)	165.58 km/h (6)	01:01.540 (5)	119.92 km/h
Lauf 3:	00:02.297 (4)	00:01.205 (5)	00:35.015 (5)	00:22.922 (5)	166.25 km/h (6)	01:01.439 (5)	120.12 km/h
Lauf 4:	00:02.519 (6)	00:01.253 (6)	00:34.939 (5)	00:22.709 (5)	166.19 km/h (6)	01:01.420 (5)	120.16 km/h
14 KÖPPEL Rolf		Martini F2 A2C		DEU			
Lauf 1:	00:02.263 (2)	00:01.239 (6)	00:39.928 (6)	00:25.731 (6)	162.04 km/h (7)	01:09.161 (6)	106.71 km/h
Lauf 2:	* ()	* ()	* ()	* ()	* ()	DNS ()	*
Lauf 3:	* ()	* ()	* ()	* ()	* ()	DNS ()	*
Lauf 4:	* ()	* ()	* ()	* ()	* ()	DNS ()	*
15 DIETRICH Gerhard		Dallara F305		DEU			
Lauf 1:	00:02.721 (7)	00:01.268 (7)	00:39.993 (7)	00:26.194 (7)	167.27 km/h (5)	01:10.176 (7)	105.16 km/h
Lauf 2:	00:02.385 (5)	00:01.214 (5)	00:36.838 (6)	00:24.368 (6)	171.04 km/h (5)	01:04.805 (6)	113.88 km/h
Lauf 3:	00:02.304 (5)	00:01.236 (6)	00:36.034 (6)	00:23.207 (6)	172.02 km/h (5)	01:02.781 (6)	117.55 km/h
Lauf 4:	00:02.362 (2)	00:01.211 (5)	00:35.786 (6)	00:23.262 (6)	171.00 km/h (5)	01:02.621 (6)	117.85 km/h
16 TRIEBSTEIN Christian		Dallara F302		DEU			
Lauf 1:	00:01.899 (1)	00:01.210 (3)	00:33.133 (2)	00:21.551 (2)	183.09 km/h (1)	00:57.793 (2)	127.70 km/h
Lauf 2:	00:02.328 (3)	00:01.174 (3)	00:31.756 (2)	00:22.448 (4)	180.98 km/h (3)	00:57.706 (2)	127.89 km/h
Lauf 3:	00:02.254 (3)	00:01.160 (4)	00:31.197 (1)	00:21.169 (2)	183.34 km/h (1)	00:55.780 (2)	132.31 km/h
Lauf 4:	00:02.163 (1)	00:01.153 (3)	00:31.296 (1)	00:20.909 (2)	183.73 km/h (1)	00:55.521 (1)	132.92 km/h

Gruppe GLPBERG ohne Hubraumeinteilung - Klasse 31

	30m	30m-60m	Sektor 3	Sektor 4	Ziel-Speed	Laufzeit	Speed (Lauf)
701 HILGER Franz		Chevron-Toyota B38		DEU			
Lauf 1:	00:02.538 (1)	00:01.345 (1)	00:39.612 (1)	00:24.946 (1)	155.01 km/h (1)	01:08.441 (1)	107.83 km/h
Lauf 2:	00:02.588 (1)	00:01.355 (1)	00:38.791 (1)	00:23.907 (1)	158.52 km/h (1)	01:06.641 (1)	110.74 km/h
Lauf 3:	00:02.479 (1)	00:01.337 (1)	00:38.200 (1)	00:23.540 (1)	158.37 km/h (1)	01:05.556 (1)	112.58 km/h
Lauf 4:	00:02.514 (1)	00:01.327 (1)	00:37.550 (1)	00:24.005 (1)	158.64 km/h (1)	01:05.396 (1)	112.85 km/h
702 VON FRAGSTEIN Oliver		Ford Escort		DEU			
Lauf 1:	00:03.574 (13)	00:01.970 (10)	00:48.252 (8)	00:29.444 (8)	123.84 km/h (10)	01:23.240 (8)	88.66 km/h
Lauf 2:	00:03.447 (11)	00:01.925 (11)	00:46.951 (8)	00:29.320 (8)	125.14 km/h (9)	01:21.643 (8)	90.39 km/h
Lauf 3:	00:03.419 (10)	00:01.897 (9)	00:46.380 (8)	00:29.271 (8)	124.37 km/h (10)	01:20.967 (8)	91.15 km/h
Lauf 4:	00:03.842 (13)	00:02.108 (13)	00:46.008 (7)	00:29.066 (7)	125.43 km/h (9)	01:21.024 (7)	91.08 km/h
711 HOOR Günter		Porsche 944 S2		DEU			
Lauf 1:	00:03.106 (4)	00:01.706 (6)	00:41.721 (2)	00:26.605 (2)	140.87 km/h (3)	01:13.138 (2)	100.91 km/h
Lauf 2:	00:03.073 (4)	00:01.745 (7)	00:40.963 (2)	00:26.220 (2)	141.40 km/h (3)	01:12.001 (2)	102.50 km/h
Lauf 3:	00:03.082 (4)	00:01.669 (5)	00:40.602 (3)	00:26.104 (3)	141.95 km/h (5)	01:11.457 (3)	103.28 km/h
Lauf 4:	00:03.117 (6)	00:01.722 (6)	00:40.461 (2)	00:26.091 (3)	142.95 km/h (5)	01:11.391 (2)	103.37 km/h


DNS = nicht gestartet | DNF = ausgefallen | DSQ = disqualifiziert



www.berg-zeitnahme.de

Seite: 16 / 18





23. Int. ADAC Ibergrennen

16. - 17. Juni 2018

MC Heilbad Heiligenstadt e.V. im ADAC

37308 Heilbad Heiligenstadt

Strecke: L2022 in Richtung Kalteneber - Länge 2,050 km

Deutsche Automobil-Berg-Meisterschaft / DMSB Automobil-Berg-Cup
DMSB Berg-Team-Cup / KW Berg-Cup / NSU Bergpokal im KW Berg-Cup

DMSB

Reg. Nr. 26-2018

Training - Sektorzeiten & Speeds

	30m	30m-60m	Sektor 3	Sektor 4	Ziel-Speed	Laufzeit	Speed (Lauf)
712 EIGL Lukas		Opel Corsa A GSI 16V		DEU			
Lauf 1:	00:03.264 (6)	00:01.744 (7)	00:48.276 (9)	00:29.208 (7)	139.39 km/h (4)	01:22.492 (7)	89.46 km/h
Lauf 2:	00:03.197 (6)	00:01.643 (4)	00:46.237 (6)	00:28.562 (6)	138.71 km/h (6)	01:19.639 (6)	92.67 km/h
Lauf 3:	00:03.210 (7)	00:01.651 (4)	00:44.055 (6)	00:27.271 (6)	143.60 km/h (3)	01:16.187 (6)	96.87 km/h
Lauf 4:	00:03.149 (8)	00:01.650 (5)	00:43.128 (6)	00:26.456 (5)	145.74 km/h (3)	01:14.383 (6)	99.22 km/h
716 BELZ Alfred		VW Käfer 1302		DEU			
Lauf 1:	00:02.853 (3)	00:01.680 (4)	00:48.050 (7)	00:31.870 (11)	127.51 km/h (7)	01:24.453 (9)	87.39 km/h
Lauf 2:	00:02.959 (3)	00:01.657 (5)	00:49.112 (10)	00:31.950 (10)	125.41 km/h (8)	01:25.678 (9)	86.14 km/h
Lauf 3:	00:02.910 (3)	00:01.671 (6)	00:48.301 (9)	00:30.820 (10)	130.17 km/h (7)	01:23.702 (9)	88.17 km/h
Lauf 4:	00:02.950 (3)	00:01.755 (7)	00:48.404 (10)	00:30.112 (10)	132.76 km/h (7)	01:23.221 (9)	88.68 km/h
717 HALL Richard Allan		Lotus Seven S1		DEU			
Lauf 1:	00:02.808 (2)	00:01.508 (2)	00:43.356 (4)	00:27.903 (4)	137.08 km/h (6)	01:15.575 (4)	97.65 km/h
Lauf 2:	00:02.846 (2)	00:01.532 (2)	00:41.487 (3)	00:26.653 (3)	138.77 km/h (5)	01:12.518 (3)	101.77 km/h
Lauf 3:	00:02.867 (2)	00:01.640 (3)	00:40.245 (2)	00:25.996 (2)	138.14 km/h (6)	01:10.748 (2)	104.31 km/h
Lauf 4:	00:02.970 (4)	00:01.521 (2)	00:41.271 (3)	00:25.780 (2)	139.81 km/h (6)	01:11.542 (3)	103.16 km/h
722 WETTER Hans-Jürgen		Mercedes Benz BERESA 280 E		DEU			
Lauf 1:	00:03.154 (5)	00:01.870 (8)	00:46.342 (6)	00:29.130 (6)	124.39 km/h (9)	01:20.496 (6)	91.68 km/h
Lauf 2:	00:03.202 (7)	00:01.887 (9)	00:46.492 (7)	00:29.053 (7)	126.04 km/h (7)	01:20.634 (7)	91.52 km/h
Lauf 3:	00:03.085 (5)	00:01.852 (8)	00:45.935 (7)	00:28.984 (7)	127.17 km/h (8)	01:19.856 (7)	92.42 km/h
Lauf 4:	00:03.103 (5)	00:01.909 (10)	00:46.944 (8)	00:29.292 (8)	126.03 km/h (8)	01:21.248 (8)	90.83 km/h
725 BERGHOFF Heinz		BMW 2000tii turbo touring		DEU			
Lauf 1:	00:03.460 (9)	00:01.584 (3)	00:43.317 (3)	00:26.919 (3)	151.15 km/h (2)	01:15.280 (3)	98.03 km/h
Lauf 2:	00:03.278 (8)	00:01.563 (3)	00:41.804 (4)	00:26.889 (4)	148.62 km/h (2)	01:13.534 (4)	100.36 km/h
Lauf 3:	00:03.184 (6)	00:01.571 (3)	00:41.928 (4)	00:26.889 (4)	152.04 km/h (2)	01:13.572 (4)	100.31 km/h
Lauf 4:	00:02.839 (2)	00:01.561 (2)	00:41.598 (4)	00:26.430 (4)	153.46 km/h (2)	01:12.428 (4)	101.89 km/h
750 LEWITZKI Stephan		Ginetta G20 CTC		DEU			
Lauf 1:	00:03.498 (10)	00:01.695 (5)	00:45.099 (5)	00:28.646 (5)	138.66 km/h (5)	01:18.938 (5)	93.49 km/h
Lauf 2:	00:03.431 (10)	00:01.683 (6)	00:41.890 (5)	00:27.503 (5)	140.33 km/h (4)	01:14.507 (5)	99.05 km/h
Lauf 3:	00:03.528 (12)	00:01.672 (7)	00:42.206 (5)	00:27.230 (5)	142.22 km/h (4)	01:14.636 (5)	98.88 km/h
Lauf 4:	00:03.595 (11)	00:01.621 (4)	00:41.753 (5)	00:26.482 (6)	145.63 km/h (4)	01:13.451 (5)	100.48 km/h
793 KRÖLL Volker		VW Polo 86c		DEU			
Lauf 1:	00:03.522 (12)	00:02.086 (11)	00:51.783 (11)	00:31.131 (9)	108.42 km/h (12)	01:28.522 (11)	83.37 km/h
Lauf 2:	00:03.727 (13)	00:02.122 (13)	00:50.916 (12)	* ()	* ()	DNF ()	*
Lauf 3:	00:03.557 (13)	00:01.992 (12)	00:51.016 (12)	00:31.280 (11)	109.21 km/h (12)	01:27.845 (12)	84.01 km/h
Lauf 4:	00:03.611 (12)	00:01.982 (11)	00:51.776 (12)	00:30.790 (11)	111.43 km/h (12)	01:28.159 (12)	83.71 km/h
795 RUTH Manfred		Peugeot 205 SX		DEU			
Lauf 1:	00:03.367 (8)	00:02.105 (12)	00:57.054 (13)	00:34.878 (13)	108.30 km/h (13)	01:37.404 (13)	75.77 km/h
Lauf 2:	00:03.553 (12)	00:02.114 (12)	00:57.294 (13)	00:34.163 (12)	108.78 km/h (12)	01:37.124 (12)	75.99 km/h
Lauf 3:	00:03.481 (11)	00:02.105 (13)	00:57.889 (13)	00:34.363 (13)	108.78 km/h (13)	01:37.838 (13)	75.43 km/h
Lauf 4:	00:03.541 (10)	00:02.101 (12)	00:57.568 (13)	00:34.026 (13)	109.51 km/h (13)	01:37.236 (13)	75.90 km/h

DNS = nicht gestartet | DNF = ausgefallen | DSQ = disqualifiziert



www.berg-zeitnahme.de

Seite: 17 / 18



Training - Sektorzeiten & Speeds

	30m	30m-60m	Sektor 3	Sektor 4	Ziel-Speed	Laufzeit	Speed (Lauf)
797 ADRIO Holger		Opel Astra G OPC		DEU			
Lauf 1:	00:03.514 (11)	00:01.923 (9)	00:49.164 (10)	00:31.851 (10)	125.97 km/h (8)	01:26.452 (10)	85.37 km/h
Lauf 2:	00:03.375 (9)	00:01.888 (10)	00:49.091 (9)	00:31.417 (9)	122.07 km/h (11)	01:25.771 (10)	86.04 km/h
Lauf 3:	00:03.355 (9)	00:01.926 (10)	00:48.927 (10)	00:30.576 (9)	123.59 km/h (11)	01:24.784 (10)	87.04 km/h
Lauf 4:	00:03.321 (9)	00:01.888 (8)	00:48.093 (9)	00:29.966 (9)	123.58 km/h (11)	01:23.268 (10)	88.63 km/h
799 WOLF Michael		VW Scirocco I		DEU			
Lauf 1:	00:03.353 (7)	00:02.143 (13)	00:53.183 (12)	00:33.294 (12)	120.50 km/h (11)	01:31.973 (12)	80.24 km/h
Lauf 2:	00:03.186 (5)	00:01.873 (8)	00:49.868 (11)	00:32.048 (11)	123.14 km/h (10)	01:26.975 (11)	84.85 km/h
Lauf 3:	00:03.292 (8)	00:01.947 (11)	00:50.527 (11)	00:31.754 (12)	124.49 km/h (9)	01:27.520 (11)	84.32 km/h
Lauf 4:	00:03.144 (7)	00:01.898 (9)	00:49.587 (11)	00:31.149 (12)	125.26 km/h (10)	01:25.778 (11)	86.04 km/h

DNS = nicht gestartet | DNF = ausgefallen | DSQ = disqualifiziert



Rene Trautvetter (RL)
16.06.2018 - 17:46

Thomas Stoll (Zeitnahme)
Seite: 18 / 18