

Rennen - Sektorzeiten & Speeds

Gruppe A, F, CTC/CGT bis 1600 ccm - Klasse 9

	30m	30m-60m	Sektor 3	Sektor 4	Ziel-Speed	Laufzeit	Speed (Lauf)
633 FLADUNG Ralf	Peugeot 207 Sport		DEU				
Lauf 1:	00:03.429 (7)	00:01.794 (6)	00:42.688 (3)	00:27.006 (5)	142.09 km/h (2)	01:14.917 (3)	98.51 km/h
Lauf 2:	00:03.343 (6)	00:01.786 (6)	00:42.793 (3)	00:26.947 (5)	141.75 km/h (2)	01:14.869 (3)	98.57 km/h
Lauf 3:	00:03.477 (9)	00:01.798 (6)	00:42.397 (3)	00:26.745 (5)	142.21 km/h (2)	01:14.417 (3)	99.17 km/h
Lauf 4:	00:03.323 (5)	00:01.768 (6)	00:42.446 (3)	00:27.036 (5)	141.75 km/h (2)	01:14.573 (3)	98.96 km/h
636 KAISER Christoph	Suzuki Swift Sport		DEU				
Lauf 1:	00:03.191 (2)	00:01.762 (4)	00:45.094 (7)	00:27.193 (6)	131.63 km/h (7)	01:17.240 (6)	95.55 km/h
Lauf 2:	00:03.197 (2)	00:01.780 (5)	00:44.421 (6)	00:27.027 (6)	131.71 km/h (7)	01:16.425 (6)	96.57 km/h
Lauf 3:	00:03.249 (3)	00:01.778 (5)	00:44.539 (6)	00:26.971 (6)	131.58 km/h (7)	01:16.537 (6)	96.42 km/h
Lauf 4:	00:03.121 (2)	00:01.746 (5)	00:44.555 (5)	00:27.336 (6)	131.68 km/h (6)	01:16.758 (6)	96.15 km/h
638 BOCH Heinz-Peter	Honda Civic Vtec		DEU				
Lauf 1:	00:03.382 (6)	00:01.836 (7)	00:44.760 (5)	00:27.427 (7)	131.72 km/h (6)	01:17.405 (7)	95.34 km/h
Lauf 2:	00:03.327 (5)	00:01.832 (7)	00:44.668 (7)	00:27.420 (7)	132.33 km/h (6)	01:17.247 (7)	95.54 km/h
Lauf 3:	00:03.396 (6)	00:01.839 (7)	00:45.407 (7)	00:27.064 (7)	133.08 km/h (6)	01:17.706 (7)	94.97 km/h
Lauf 4:	00:03.329 (6)	00:01.825 (7)	00:45.965 (8)	00:27.745 (7)	131.16 km/h (7)	01:18.864 (7)	93.58 km/h
640 FINK Markus	Citroën C2 VTS		DEU				
Lauf 1:	00:03.225 (3)	00:01.579 (1)	00:40.433 (1)	00:25.580 (1)	144.62 km/h (1)	01:10.817 (1)	104.21 km/h
Lauf 2:	00:03.275 (4)	00:01.606 (1)	00:40.314 (1)	00:25.504 (1)	143.90 km/h (1)	01:10.699 (1)	104.39 km/h
Lauf 3:	00:03.364 (4)	00:01.620 (1)	00:40.445 (1)	00:25.836 (2)	143.49 km/h (1)	01:11.265 (1)	103.56 km/h
Lauf 4:	00:03.228 (3)	00:01.564 (1)	00:40.373 (1)	00:25.711 (1)	142.97 km/h (1)	01:10.876 (1)	104.13 km/h
641 RAUCH Marco	Honda Civic		DEU				
Lauf 1:	00:03.242 (4)	00:01.764 (5)	00:44.953 (6)	00:26.364 (3)	135.11 km/h (5)	01:16.323 (5)	96.69 km/h
Lauf 2:	00:03.198 (3)	00:01.759 (4)	00:43.867 (4)	00:26.434 (4)	134.38 km/h (5)	01:15.258 (4)	98.06 km/h
Lauf 3:	00:03.236 (2)	00:01.737 (4)	00:43.954 (5)	00:26.366 (4)	134.33 km/h (5)	01:15.293 (5)	98.02 km/h
Lauf 4:	00:03.305 (4)	00:01.734 (4)	00:43.615 (4)	00:26.555 (3)	133.90 km/h (5)	01:15.209 (4)	98.13 km/h
642 GMEINDER Andreas	VW Passat Gruppe 2		DEU				
Lauf 1:	00:03.095 (1)	00:01.647 (2)	00:41.784 (2)	00:25.687 (2)	137.21 km/h (4)	01:12.213 (2)	102.20 km/h
Lauf 2:	00:02.971 (1)	00:01.641 (2)	00:42.251 (2)	00:25.688 (2)	137.22 km/h (3)	01:12.551 (2)	101.72 km/h
Lauf 3:	00:03.001 (1)	00:01.651 (2)	00:41.963 (2)	00:25.790 (1)	135.89 km/h (4)	01:12.405 (2)	101.93 km/h
Lauf 4:	00:03.026 (1)	00:01.671 (3)	00:42.111 (2)	00:25.905 (2)	136.63 km/h (4)	01:12.713 (2)	101.49 km/h
643 HARTMANN Manuel	Honda CR-X ED9		DEU				
Lauf 1:	00:03.356 (5)	00:01.875 (8)	00:47.387 (8)	00:29.171 (8)	125.10 km/h (8)	01:21.789 (8)	90.23 km/h
Lauf 2:	00:03.398 (7)	00:01.854 (8)	00:46.729 (8)	00:28.646 (8)	126.49 km/h (8)	01:20.627 (8)	91.53 km/h
Lauf 3:	00:03.435 (8)	00:01.916 (8)	00:46.174 (8)	00:28.356 (8)	125.65 km/h (8)	01:19.881 (8)	92.39 km/h
Lauf 4:	00:03.376 (7)	00:01.852 (8)	00:45.925 (7)	00:28.454 (8)	124.79 km/h (8)	01:19.607 (8)	92.71 km/h
644 PAPE Manfred	VW Müller-Scirocco I		DEU				
Lauf 1:	00:03.460 (8)	00:01.704 (3)	00:43.261 (4)	00:26.658 (4)	138.12 km/h (3)	01:15.083 (4)	98.29 km/h
Lauf 2:	00:03.438 (8)	00:01.706 (3)	00:43.979 (5)	00:26.193 (3)	137.03 km/h (4)	01:15.316 (5)	97.99 km/h
Lauf 3:	00:03.395 (5)	00:01.705 (3)	00:43.381 (4)	00:26.199 (3)	139.35 km/h (3)	01:14.680 (4)	98.82 km/h
Lauf 4:	00:03.452 (9)	00:01.648 (2)	00:44.642 (6)	00:26.747 (4)	137.87 km/h (3)	01:16.489 (5)	96.48 km/h

DNS = nicht gestartet | DNF = ausgefallen | DSQ = disqualifiziert



Rennen - Sektorzeiten & Speeds

	30m	30m-60m	Sektor 3	Sektor 4	Ziel-Speed	Laufzeit	Speed (Lauf)
645 DETZNER Henryk	Skoda Felicia 1.6		DEU				
Lauf 1:	00:03.684 (9)	00:02.028 (9)	00:49.310 (9)	00:30.596 (9)	119.53 km/h (9)	01:25.618 (9)	86.20 km/h
Lauf 2:	00:03.632 (9)	00:01.988 (9)	00:48.756 (9)	00:30.576 (9)	118.10 km/h (9)	01:24.952 (9)	86.87 km/h
Lauf 3:	00:03.411 (7)	00:02.001 (9)	00:48.633 (9)	00:29.990 (9)	120.58 km/h (9)	01:24.035 (9)	87.82 km/h
Lauf 4:	00:03.415 (8)	00:01.969 (9)	00:48.743 (9)	00:29.752 (9)	120.12 km/h (9)	01:23.879 (9)	87.98 km/h

Gruppe A, F, CTC/CGT bis 2000 ccm - Klasse 10

	30m	30m-60m	Sektor 3	Sektor 4	Ziel-Speed	Laufzeit	Speed (Lauf)
611 NEU Kai	Ford Focus ST170		DEU				
Lauf 1:	00:03.326 (8)	00:01.493 (3)	00:36.663 (1)	00:24.120 (2)	157.86 km/h (1)	01:05.602 (2)	112.50 km/h
Lauf 2:	00:03.251 (8)	00:01.454 (1)	00:36.511 (1)	00:24.024 (1)	158.42 km/h (1)	01:05.240 (1)	113.12 km/h
Lauf 3:	00:03.160 (6)	00:01.467 (2)	00:36.594 (1)	00:24.387 (3)	158.66 km/h (1)	01:05.608 (1)	112.49 km/h
Lauf 4:	00:03.360 (7)	00:01.487 (3)	00:36.599 (1)	00:24.162 (2)	159.41 km/h (1)	01:05.608 (1)	112.49 km/h
612 GOLDBACH Markus	Renault Wiebe Megane Coupé		DEU				
Lauf 1:	00:03.191 (4)	00:01.489 (1)	00:37.923 (3)	00:24.401 (3)	155.44 km/h (3)	01:07.004 (3)	110.14 km/h
Lauf 2:	00:02.984 (2)	00:01.454 (1)	00:37.649 (3)	00:24.200 (2)	156.40 km/h (2)	01:06.287 (3)	111.33 km/h
Lauf 3:	00:03.132 (4)	00:01.493 (3)	00:37.726 (4)	00:24.210 (2)	156.04 km/h (3)	01:06.561 (4)	110.88 km/h
Lauf 4:	00:03.084 (2)	00:01.473 (2)	00:37.951 (3)	00:24.173 (3)	156.90 km/h (3)	01:06.681 (3)	110.68 km/h
613 ORTH Ralf	BMW E30 320is		DEU				
Lauf 1:	00:03.220 (5)	00:01.539 (5)	00:36.888 (2)	00:23.838 (1)	157.29 km/h (2)	01:05.485 (1)	112.70 km/h
Lauf 2:	00:03.134 (3)	00:01.527 (5)	00:36.966 (2)	00:24.344 (3)	151.12 km/h (3)	01:05.971 (2)	111.87 km/h
Lauf 3:	00:03.091 (3)	00:01.541 (5)	00:37.200 (2)	00:24.010 (1)	156.48 km/h (2)	01:05.842 (2)	112.09 km/h
Lauf 4:	00:03.188 (4)	00:01.530 (5)	00:36.973 (2)	00:24.082 (1)	157.18 km/h (2)	01:05.773 (2)	112.20 km/h
615 KRAUS Martin	VW Polo G60		DEU				
Lauf 1:	00:03.169 (3)	00:01.658 (8)	00:39.477 (5)	00:25.823 (8)	146.62 km/h (6)	01:10.127 (6)	105.24 km/h
Lauf 2:	00:03.154 (6)	00:01.596 (6)	00:39.427 (6)	00:25.775 (8)	146.89 km/h (4)	01:09.952 (6)	105.50 km/h
Lauf 3:	00:03.141 (5)	00:01.616 (8)	00:39.478 (6)	00:25.761 (6)	145.92 km/h (6)	01:09.996 (6)	105.43 km/h
Lauf 4:	00:03.168 (3)	00:01.607 (6)	00:39.132 (5)	00:25.948 (6)	146.04 km/h (6)	01:09.855 (5)	105.65 km/h
616 VEIT Kevin	BMW Wiebe E30		DEU				
Lauf 1:	00:03.085 (1)	00:01.489 (1)	00:38.775 (4)	00:24.585 (4)	150.98 km/h (4)	01:07.934 (4)	108.63 km/h
Lauf 2:	00:02.896 (1)	00:01.466 (3)	00:38.211 (4)	00:25.670 (7)	145.70 km/h (5)	01:08.243 (4)	108.14 km/h
Lauf 3:	00:02.904 (1)	00:01.455 (1)	00:37.692 (3)	00:24.398 (4)	151.55 km/h (4)	01:06.449 (3)	111.06 km/h
Lauf 4:	00:02.966 (1)	00:01.466 (1)	00:40.575 (6)	00:25.031 (4)	150.26 km/h (5)	01:10.038 (6)	105.37 km/h
618 SCHMITZ Herbert	Opel Astra GSI		DEU				
Lauf 1:	00:03.155 (2)	00:01.551 (6)	00:40.270 (7)	00:25.782 (7)	143.26 km/h (7)	01:10.758 (7)	104.30 km/h
Lauf 2:	00:03.150 (5)	00:01.608 (7)	00:40.436 (7)	00:25.326 (5)	142.89 km/h (7)	01:10.520 (7)	104.65 km/h
Lauf 3:	00:03.042 (2)	00:01.559 (6)	00:49.508 (8)	*	*	DNF	*
Lauf 4:	*	*	*	*	*	DNS	*

DNS = nicht gestartet | DNF = ausgefallen | DSQ = disqualifiziert



Rennen - Sektorzeiten & Speeds

	30m	30m-60m	Sektor 3	Sektor 4	Ziel-Speed	Laufzeit	Speed (Lauf)
619 HEß Mario		Opel Astra GSI		DEU			
Lauf 1:	00:03.234 (6)	00:01.650 (7)	00:41.269 (8)	00:25.730 (6)	141.86 km/h (8)	01:11.883 (8)	102.67 km/h
Lauf 2:	00:03.234 (7)	00:01.641 (8)	00:40.748 (8)	00:25.491 (6)	143.83 km/h (6)	01:11.114 (8)	103.78 km/h
Lauf 3:	00:03.273 (8)	00:01.597 (7)	00:40.868 (7)	00:25.973 (7)	143.20 km/h (7)	01:11.711 (7)	102.91 km/h
Lauf 4:	00:03.223 (5)	00:01.636 (7)	00:40.710 (7)	00:27.335 (7)	140.15 km/h (7)	01:12.904 (7)	101.23 km/h

620 FAULHABER Sophia		Honda Civic Type R		DEU			
Lauf 1:	00:03.320 (7)	00:01.511 (4)	00:39.784 (6)	00:25.205 (5)	147.58 km/h (5)	01:09.820 (5)	105.70 km/h
Lauf 2:	00:03.141 (4)	00:01.524 (4)	00:39.237 (5)	00:25.184 (4)	139.86 km/h (8)	01:09.086 (5)	106.82 km/h
Lauf 3:	00:03.209 (7)	00:01.529 (4)	00:38.643 (5)	00:25.531 (5)	150.78 km/h (5)	01:08.912 (5)	107.09 km/h
Lauf 4:	00:03.227 (6)	00:01.513 (4)	00:38.683 (4)	00:25.196 (5)	150.54 km/h (4)	01:08.619 (4)	107.55 km/h

Gruppe A, F, CTC/CGT über 2000 ccm - Klasse 11

	30m	30m-60m	Sektor 3	Sektor 4	Ziel-Speed	Laufzeit	Speed (Lauf)
608 BRÖKER Lars		Mitsubishi Lancer		DEU			
Lauf 1:	00:02.583 (1)	00:01.288 (1)	00:35.155 (1)	00:23.147 (1)	173.70 km/h (1)	01:02.173 (1)	118.70 km/h
Lauf 2:	00:02.722 (1)	00:01.288 (1)	00:34.510 (1)	00:22.926 (1)	176.25 km/h (1)	01:01.446 (1)	120.11 km/h
Lauf 3:	00:02.414 (1)	00:01.303 (1)	00:34.918 (1)	00:22.845 (1)	176.36 km/h (1)	01:01.480 (1)	120.04 km/h
Lauf 4:	00:02.476 (1)	00:01.280 (1)	00:34.823 (1)	00:22.882 (1)	176.09 km/h (1)	01:01.461 (1)	120.08 km/h

609 UENZEN Hendrik		BMW NHM M3 E36		DEU			
Lauf 1:	00:03.014 (3)	00:01.465 (3)	00:37.017 (2)	00:24.233 (2)	156.41 km/h (3)	01:05.729 (2)	112.28 km/h
Lauf 2:	00:02.968 (3)	00:01.451 (3)	00:36.410 (2)	00:23.700 (2)	157.98 km/h (2)	01:04.529 (2)	114.37 km/h
Lauf 3:	00:03.025 (3)	00:01.451 (3)	00:36.547 (2)	00:24.182 (2)	156.02 km/h (3)	01:05.205 (2)	113.18 km/h
Lauf 4:	00:03.060 (3)	00:01.488 (3)	00:36.981 (2)	00:24.072 (2)	156.96 km/h (3)	01:05.601 (2)	112.50 km/h


610 HERGET Roland		Mitsubishi CT9A		DEU			
Lauf 1:	00:02.691 (2)	00:01.371 (2)	00:38.384 (3)	00:24.298 (3)	160.47 km/h (2)	01:06.744 (3)	110.57 km/h
Lauf 2:	00:02.773 (2)	00:01.386 (2)	00:37.690 (3)	00:24.770 (3)	145.72 km/h (3)	01:06.619 (3)	110.78 km/h
Lauf 3:	00:02.609 (2)	00:01.338 (2)	00:37.365 (3)	00:24.470 (3)	159.85 km/h (2)	01:05.782 (3)	112.19 km/h
Lauf 4:	00:02.556 (2)	00:01.335 (2)	00:37.674 (3)	00:24.540 (3)	159.88 km/h (2)	01:06.105 (3)	111.64 km/h

Gruppe E1-FIA, E1-Berg, H, FS, NSU, CTC/CGT NSU Berg-Pokal - Klasse 12

	30m	30m-60m	Sektor 3	Sektor 4	Ziel-Speed	Laufzeit	Speed (Lauf)
501 STEINERT Karsten		NSU STEINERT 67		DEU			
Lauf 1:	00:02.690 (1)	00:01.591 (4)	00:40.788 (3)	00:25.955 (4)	139.29 km/h (2)	01:11.024 (3)	103.91 km/h
Lauf 2:	00:02.605 (1)	00:01.574 (2)	00:40.444 (2)	00:25.236 (2)	140.41 km/h (1)	01:09.859 (1)	105.64 km/h
Lauf 3:	00:02.673 (1)	00:01.592 (3)	00:40.590 (2)	00:25.647 (3)	139.00 km/h (2)	01:10.502 (3)	104.68 km/h
Lauf 4:	00:02.599 (1)	00:01.577 (2)	00:40.617 (2)	00:25.289 (3)	140.95 km/h (1)	01:10.082 (2)	105.31 km/h

DNS = nicht gestartet | DNF = ausgefallen | DSQ = disqualifiziert





23. Int. ADAC Ibergrennen

16. - 17. Juni 2018

MC Heilbad Heiligenstadt e.V. im ADAC

37308 Heilbad Heiligenstadt

Strecke: L2022 in Richtung Kalteneber - Länge 2,050 km

Deutsche Automobil-Berg-Meisterschaft / DMSB Automobil-Berg-Cup
DMSB Berg-Team-Cup / KW Berg-Cup / NSU Bergpokal im KW Berg-Cup

DMSB

Reg. Nr. 26-2018

Rennen - Sektorzeiten & Speeds

	30m	30m-60m	Sektor 3	Sektor 4	Ziel-Speed	Laufzeit	Speed (Lauf)
504 SZOTT Roman		NSU TT		DEU			
Lauf 1:	00:02.971 (9)	00:01.789 (11)	00:46.586 (10)	00:28.999 (10)	126.11 km/h (10)	01:20.345 (10)	91.85 km/h
Lauf 2:	00:02.851 (5)	00:01.764 (11)	00:46.846 (10)	00:30.179 (10)	124.73 km/h (9)	01:21.640 (10)	90.40 km/h
Lauf 3:	00:03.160 (11)	00:01.787 (11)	00:46.701 (9)	00:29.824 (10)	122.61 km/h (9)	01:21.472 (10)	90.58 km/h
Lauf 4:	* ()	* ()	* ()	* ()	* ()	DNS ()	*
510 CARELL Michael		NSU Davidovic TT		DEU			
Lauf 1:	00:02.872 (6)	00:01.683 (10)	00:49.063 (12)	00:30.137 (11)	124.20 km/h (11)	01:23.755 (11)	88.11 km/h
Lauf 2:	00:02.931 (9)	00:01.665 (9)	00:49.708 (12)	00:30.591 (12)	122.64 km/h (10)	01:24.895 (12)	86.93 km/h
Lauf 3:	00:02.925 (8)	00:01.670 (10)	00:49.327 (12)	00:30.268 (11)	122.13 km/h (10)	01:24.190 (11)	87.66 km/h
Lauf 4:	00:02.846 (5)	00:01.666 (8)	00:49.227 (10)	00:30.263 (10)	123.81 km/h (9)	01:24.002 (10)	87.86 km/h
511 STEINWAND Manfred		NSU TT		DEU			
Lauf 1:	00:03.779 (12)	00:02.055 (12)	00:48.635 (11)	00:30.321 (12)	119.29 km/h (12)	01:24.790 (12)	87.04 km/h
Lauf 2:	00:03.482 (12)	00:01.825 (12)	00:48.753 (11)	00:30.184 (11)	120.01 km/h (11)	01:24.244 (11)	87.60 km/h
Lauf 3:	00:03.558 (12)	00:01.936 (12)	00:48.455 (11)	00:30.348 (12)	117.08 km/h (11)	01:24.297 (12)	87.55 km/h
Lauf 4:	00:03.392 (10)	00:01.803 (10)	00:48.088 (9)	00:29.752 (9)	120.08 km/h (10)	01:23.035 (9)	88.88 km/h
513 SCHWALBE Wolfgang		NSU TT		DEU			
Lauf 1:	00:02.780 (3)	00:01.606 (6)	00:43.295 (6)	00:27.397 (8)	133.25 km/h (4)	01:15.078 (7)	98.30 km/h
Lauf 2:	00:02.771 (3)	00:01.618 (6)	00:43.216 (8)	00:27.135 (7)	133.47 km/h (6)	01:14.740 (7)	98.74 km/h
Lauf 3:	00:02.725 (3)	00:01.655 (9)	00:43.056 (7)	00:27.419 (8)	132.11 km/h (7)	01:14.855 (7)	98.59 km/h
Lauf 4:	00:03.003 (9)	00:01.662 (7)	00:43.250 (7)	00:27.750 (7)	132.20 km/h (6)	01:15.665 (7)	97.54 km/h
514 REICH Andreas		NSU Reich TT		DEU			
Lauf 1:	00:03.068 (11)	00:01.615 (7)	00:43.919 (8)	00:26.863 (7)	128.62 km/h (9)	01:15.465 (8)	97.79 km/h
Lauf 2:	00:03.019 (11)	00:01.677 (10)	00:42.903 (7)	00:27.266 (8)	95.25 km/h (12)	01:14.865 (8)	98.58 km/h
Lauf 3:	00:02.948 (10)	00:01.631 (7)	00:47.860 (10)	00:27.266 (7)	95.15 km/h (12)	01:19.705 (9)	92.59 km/h
Lauf 4:	* ()	* ()	* ()	* ()	* ()	DNS ()	*
515 SCHINDLER Uwe		NSU TT KWR		DEU			
Lauf 1:	00:02.768 (2)	00:01.598 (5)	00:43.375 (7)	00:25.734 (3)	132.88 km/h (6)	01:13.475 (6)	100.44 km/h
Lauf 2:	00:02.745 (2)	00:01.603 (5)	00:42.583 (6)	00:25.919 (4)	132.48 km/h (7)	01:12.850 (6)	101.30 km/h
Lauf 3:	00:02.713 (2)	00:01.615 (5)	00:42.344 (6)	00:25.808 (4)	132.96 km/h (6)	01:12.480 (5)	101.82 km/h
Lauf 4:	00:02.750 (2)	00:01.624 (5)	00:42.675 (6)	00:26.091 (4)	131.79 km/h (7)	01:13.140 (6)	100.90 km/h
516 HÖBER Jörg		NSU TT		DEU			
Lauf 1:	00:02.800 (4)	00:01.581 (3)	00:41.248 (4)	00:25.270 (2)	133.08 km/h (5)	01:10.899 (2)	104.09 km/h
Lauf 2:	00:02.829 (4)	00:01.596 (4)	00:40.893 (3)	00:24.917 (1)	136.45 km/h (4)	01:10.235 (3)	105.08 km/h
Lauf 3:	00:02.825 (5)	00:01.605 (4)	00:40.626 (3)	00:25.151 (2)	136.14 km/h (4)	01:10.207 (2)	105.12 km/h
Lauf 4:	00:02.810 (3)	00:01.602 (3)	00:40.914 (3)	00:24.875 (1)	137.11 km/h (3)	01:10.201 (3)	105.13 km/h
517 VOGEL Michael		NSU Davidovic TT		DEU			
Lauf 1:	00:02.877 (7)	00:01.645 (9)	00:44.119 (9)	00:27.527 (9)	131.50 km/h (8)	01:16.168 (9)	96.89 km/h
Lauf 2:	00:02.858 (6)	00:01.635 (7)	00:43.534 (9)	00:27.803 (9)	129.35 km/h (8)	01:15.830 (9)	97.32 km/h
Lauf 3:	00:02.768 (4)	00:01.626 (6)	00:43.816 (8)	00:28.079 (9)	130.51 km/h (8)	01:16.289 (8)	96.74 km/h
Lauf 4:	00:02.841 (4)	00:01.667 (9)	00:43.888 (8)	00:27.808 (8)	131.00 km/h (8)	01:16.204 (8)	96.85 km/h

DNS = nicht gestartet | DNF = ausgefallen | DSQ = disqualifiziert



www.berg-zeitnahme.de

Seite: 5 / 17





23. Int. ADAC Ibergrennen

16. - 17. Juni 2018

MC Heilbad Heiligenstadt e.V. im ADAC

37308 Heilbad Heiligenstadt

Strecke: L2022 in Richtung Kalteneber - Länge 2,050 km

Deutsche Automobil-Berg-Meisterschaft / DMSB Automobil-Berg-Cup
DMSB Berg-Team-Cup / KW Berg-Cup / NSU Bergpokal im KW Berg-Cup

DMSB

Reg. Nr. 26-2018

Rennen - Sektorzeiten & Speeds

	30m	30m-60m	Sektor 3	Sektor 4	Ziel-Speed	Laufzeit	Speed (Lauf)
519 DAVIDOVIC Jörg		NSU Davidovic TT		DEU			
Lauf 1:	00:02.922 (8)	00:01.516 (1)	00:40.211 (1)	00:25.168 (1)	139.75 km/h (1)	01:09.817 (1)	105.70 km/h
Lauf 2:	00:03.006 (10)	00:01.524 (1)	00:40.311 (1)	00:25.261 (3)	140.08 km/h (2)	01:10.102 (2)	105.28 km/h
Lauf 3:	00:02.925 (8)	00:01.529 (1)	00:39.891 (1)	00:24.964 (1)	140.80 km/h (1)	01:09.309 (1)	106.48 km/h
Lauf 4:	00:02.934 (8)	00:01.521 (1)	00:40.126 (1)	00:24.962 (2)	140.81 km/h (2)	01:09.543 (1)	106.12 km/h
522 KRYSTOFIAK Thomas		NSU 1200c KWR		DEU			
Lauf 1:	00:02.850 (5)	00:01.576 (2)	00:40.756 (2)	00:26.638 (6)	137.85 km/h (3)	01:11.820 (4)	102.76 km/h
Lauf 2:	00:02.913 (8)	00:01.590 (3)	00:41.325 (4)	00:26.514 (6)	137.59 km/h (3)	01:12.342 (4)	102.02 km/h
Lauf 3:	00:02.864 (6)	00:01.578 (2)	00:41.029 (4)	00:26.387 (6)	138.01 km/h (3)	01:11.858 (4)	102.70 km/h
Lauf 4:	00:02.856 (6)	00:01.603 (4)	00:41.524 (4)	00:26.097 (6)	136.63 km/h (4)	01:12.080 (4)	102.39 km/h
523 KLEINEBERG Frank		NSU 1000		DEU			
Lauf 1:	00:03.004 (10)	00:01.637 (8)	00:41.870 (5)	00:26.392 (5)	131.66 km/h (7)	01:12.903 (5)	101.23 km/h
Lauf 2:	00:02.863 (7)	00:01.652 (8)	00:42.263 (5)	00:25.946 (5)	134.13 km/h (5)	01:12.724 (5)	101.48 km/h
Lauf 3:	00:02.877 (7)	00:01.647 (8)	00:42.111 (5)	00:26.286 (5)	133.91 km/h (5)	01:12.921 (6)	101.21 km/h
Lauf 4:	00:02.903 (7)	00:01.653 (6)	00:42.261 (5)	00:26.096 (5)	132.50 km/h (5)	01:12.913 (5)	101.22 km/h

Gruppe E1-FIA, E1-Berg, H, FS, NSU, CTC/CGT bis 1150 ccm - Klasse 13

	30m	30m-60m	Sektor 3	Sektor 4	Ziel-Speed	Laufzeit	Speed (Lauf)
444 STEGMANN Tobias		Schneider Audi 50		DEU			
Lauf 1:	00:03.321 (5)	00:01.590 (5)	00:40.701 (4)	00:25.298 (3)	137.67 km/h (5)	01:10.910 (4)	104.08 km/h
Lauf 2:	00:03.126 (4)	00:01.585 (4)	00:40.651 (4)	00:25.142 (3)	137.28 km/h (4)	01:10.504 (3)	104.67 km/h
Lauf 3:	00:03.120 (5)	00:01.589 (4)	00:40.431 (4)	00:24.877 (3)	137.97 km/h (5)	01:10.017 (4)	105.40 km/h
Lauf 4:	00:03.128 (5)	00:01.579 (5)	00:40.505 (5)	00:24.764 (3)	139.40 km/h (4)	01:09.976 (4)	105.46 km/h
445 VOIGT Walter		VW Weißdorn Polo 86c 16V		DEU			
Lauf 1:	00:03.098 (4)	00:01.512 (2)	00:40.444 (3)	00:25.361 (4)	141.13 km/h (3)	01:10.415 (3)	104.81 km/h
Lauf 2:	00:03.217 (5)	00:01.611 (5)	00:40.443 (3)	00:25.437 (5)	140.42 km/h (3)	01:10.708 (4)	104.37 km/h
Lauf 3:	00:02.819 (1)	00:01.512 (2)	00:39.605 (3)	00:25.784 (5)	139.55 km/h (4)	01:09.720 (3)	105.85 km/h
Lauf 4:	00:03.081 (3)	00:01.569 (4)	00:40.498 (4)	00:25.731 (5)	138.43 km/h (5)	01:10.879 (5)	104.12 km/h
448 DEUTSCH Bernd		Schneider Audi 50 8V		DEU			
Lauf 1:	00:03.043 (3)	00:01.589 (4)	00:40.965 (5)	00:25.509 (5)	140.30 km/h (4)	01:11.106 (5)	103.79 km/h
Lauf 2:	00:03.023 (3)	00:01.566 (3)	00:40.898 (5)	00:25.370 (4)	141.88 km/h (2)	01:10.857 (5)	104.15 km/h
Lauf 3:	00:03.025 (4)	00:01.589 (4)	00:40.743 (5)	00:24.953 (4)	142.50 km/h (3)	01:10.310 (5)	104.96 km/h
Lauf 4:	00:02.877 (1)	00:01.550 (3)	00:40.411 (3)	00:25.130 (4)	142.94 km/h (3)	01:09.968 (3)	105.48 km/h
450 MAYER Tobias		VW Polo II 16V		DEU			
Lauf 1:	00:03.037 (2)	00:01.510 (1)	00:38.606 (1)	00:24.265 (2)	149.97 km/h (2)	01:07.418 (1)	109.47 km/h
Lauf 2:	00:02.964 (2)	00:01.533 (1)	00:38.826 (1)	00:24.869 (2)	130.08 km/h (5)	01:08.192 (1)	108.22 km/h
Lauf 3:	00:03.012 (3)	00:01.514 (3)	00:39.523 (2)	00:23.854 (1)	149.51 km/h (2)	01:07.903 (1)	108.68 km/h
Lauf 4:	00:03.091 (4)	00:01.486 (1)	00:38.732 (2)	00:24.381 (2)	142.95 km/h (2)	01:07.690 (2)	109.03 km/h

DNS = nicht gestartet | DNF = ausgefallen | DSQ = disqualifiziert



www.berg-zeitnahme.de

Seite: 6 / 17





23. Int. ADAC Ibergrennen

16. - 17. Juni 2018

MC Heilbad Heiligenstadt e.V. im ADAC

37308 Heilbad Heiligenstadt

Strecke: L2022 in Richtung Kalteneber - Länge 2,050 km

Deutsche Automobil-Berg-Meisterschaft / DMSB Automobil-Berg-Cup
DMSB Berg-Team-Cup / KW Berg-Cup / NSU Bergpokal im KW Berg-Cup

DMSB

Reg. Nr. 26-2018

Rennen - Sektorzeiten & Speeds

	30m	30m-60m	Sektor 3	Sektor 4	Ziel-Speed	Laufzeit	Speed (Lauf)
451 SCHNEIDER Jürgen		VW Schneider Polo 16V		DEU			
Lauf 1:	00:02.890 (1)	00:01.522 (3)	00:39.044 (2)	00:24.185 (1)	154.36 km/h (1)	01:07.641 (2)	109.11 km/h
Lauf 2:	00:02.913 (1)	00:01.548 (2)	00:39.649 (2)	00:24.304 (1)	149.29 km/h (1)	01:08.414 (2)	107.87 km/h
Lauf 3:	00:02.932 (2)	00:01.509 (1)	00:39.367 (1)	00:24.216 (2)	152.67 km/h (1)	01:08.024 (2)	108.49 km/h
Lauf 4:	00:02.920 (2)	00:01.528 (2)	00:38.597 (1)	00:24.319 (1)	150.57 km/h (1)	01:07.364 (1)	109.55 km/h

Gruppe E1-FIA, E1-Berg, H, FS, NSU, CTC/CGT bis 1400 ccm - Klasse 14

	30m	30m-60m	Sektor 3	Sektor 4	Ziel-Speed	Laufzeit	Speed (Lauf)
399 EBENHÖH Armin		VW Scirocco I 16V		DEU			
Lauf 1:	00:02.888 (3)	00:01.438 (2)	00:35.207 (1)	00:22.717 (1)	165.91 km/h (1)	01:02.250 (1)	118.55 km/h
Lauf 2:	00:02.953 (3)	00:01.460 (3)	00:34.927 (1)	00:22.846 (1)	164.94 km/h (1)	01:02.186 (1)	118.68 km/h
Lauf 3:	00:02.821 (1)	00:01.433 (2)	00:35.122 (1)	00:23.021 (1)	165.11 km/h (1)	01:02.397 (1)	118.27 km/h
Lauf 4:	00:02.896 (2)	00:01.445 (2)	00:34.955 (1)	00:22.975 (1)	165.14 km/h (1)	01:02.271 (1)	118.51 km/h
400 WEIßDORN Franz		VW Polo 16V		DEU			
Lauf 1:	00:02.904 (4)	00:01.389 (1)	00:36.760 (2)	00:23.424 (2)	160.58 km/h (2)	01:04.477 (2)	114.46 km/h
Lauf 2:	00:02.848 (1)	00:01.395 (1)	00:36.717 (2)	00:23.569 (2)	158.57 km/h (2)	01:04.529 (2)	114.37 km/h
Lauf 3:	00:02.865 (2)	00:01.402 (1)	00:37.199 (2)	00:23.439 (2)	160.40 km/h (2)	01:04.905 (2)	113.70 km/h
Lauf 4:	00:02.741 (1)	00:01.403 (1)	00:37.031 (3)	00:23.635 (2)	159.48 km/h (2)	01:04.810 (2)	113.87 km/h
401 ABB Nils		VW Schneider Polo II 8V		DEU			
Lauf 1:	00:03.168 (8)	00:01.570 (9)	00:39.653 (6)	00:24.323 (6)	147.09 km/h (7)	01:08.714 (6)	107.40 km/h
Lauf 2:	00:03.042 (7)	00:01.548 (8)	00:39.563 (6)	00:24.231 (5)	146.74 km/h (7)	01:08.384 (6)	107.92 km/h
Lauf 3:	00:03.105 (8)	00:01.559 (8)	00:39.240 (6)	00:24.363 (6)	146.93 km/h (6)	01:08.267 (6)	108.10 km/h
Lauf 4:	00:03.009 (5)	00:01.554 (7)	00:39.346 (7)	00:24.182 (5)	147.20 km/h (6)	01:08.091 (6)	108.38 km/h
403 PRÖSCHEL Thomas		VW Schneider Corrado		DEU			
Lauf 1:	00:03.064 (6)	00:01.514 (7)	00:37.377 (3)	00:23.972 (3)	155.01 km/h (3)	01:05.927 (3)	111.94 km/h
Lauf 2:	00:03.011 (5)	00:01.518 (6)	00:37.653 (4)	00:24.250 (6)	151.76 km/h (4)	01:06.432 (4)	111.09 km/h
Lauf 3:	00:02.977 (4)	00:01.508 (6)	00:37.431 (3)	00:24.082 (3)	155.08 km/h (3)	01:05.998 (3)	111.82 km/h
Lauf 4:	00:03.000 (4)	00:01.519 (5)	00:36.985 (2)	00:24.095 (4)	155.18 km/h (3)	01:05.599 (3)	112.50 km/h
404 LOHMANN Frank		VW Polo II 8V		DEU			
Lauf 1:	00:02.808 (1)	00:01.491 (4)	00:38.045 (5)	00:24.201 (5)	149.44 km/h (6)	01:06.545 (5)	110.90 km/h
Lauf 2:	00:02.896 (2)	00:01.490 (4)	00:38.040 (5)	00:24.104 (4)	149.01 km/h (5)	01:06.530 (5)	110.93 km/h
Lauf 3:	00:02.987 (5)	00:01.504 (5)	00:38.381 (5)	00:24.119 (5)	147.67 km/h (5)	01:06.991 (5)	110.16 km/h
Lauf 4:	00:02.912 (3)	00:01.492 (4)	00:38.164 (5)	00:24.184 (6)	148.51 km/h (5)	01:06.752 (5)	110.56 km/h
406 EBENHÖH Silvia		VW Polo I 16V		DEU			
Lauf 1:	00:02.865 (2)	00:01.511 (6)	00:42.399 (9)	00:26.151 (9)	149.76 km/h (5)	01:12.926 (9)	101.20 km/h
Lauf 2:	00:02.978 (4)	00:01.515 (5)	00:41.604 (9)	00:25.758 (9)	147.29 km/h (6)	01:11.855 (9)	102.71 km/h
Lauf 3:	00:02.966 (3)	00:01.500 (4)	* (0)	* (0)	* (0)	DNF (0)	*
Lauf 4:	* (0)	* (0)	* (0)	* (0)	* (0)	DNS (0)	*

DNS = nicht gestartet | DNF = ausgefallen | DSQ = disqualifiziert



www.berg-zeitnahme.de

Seite: 7 / 17





23. Int. ADAC Ibergrennen

16. - 17. Juni 2018

MC Heilbad Heiligenstadt e.V. im ADAC

37308 Heilbad Heiligenstadt

Strecke: L2022 in Richtung Kalteneber - Länge 2,050 km

Deutsche Automobil-Berg-Meisterschaft / DMSB Automobil-Berg-Cup
DMSB Berg-Team-Cup / KW Berg-Cup / NSU Bergpokal im KW Berg-Cup

DMSB

Reg. Nr. 26-2018

Rennen - Sektorzeiten & Speeds

	30m	30m-60m	Sektor 3	Sektor 4	Ziel-Speed	Laufzeit	Speed (Lauf)
407 HÜLSMANN Markus		VW Golf I 16V		DEU			
Lauf 1:	00:03.020 (5)	00:01.454 (3)	00:37.965 (4)	00:24.014 (4)	154.93 km/h (4)	01:06.453 (4)	111.06 km/h
Lauf 2:	00:03.036 (6)	00:01.446 (2)	00:37.084 (3)	00:24.076 (3)	154.16 km/h (3)	01:05.642 (3)	112.43 km/h
Lauf 3:	00:03.081 (7)	00:01.461 (3)	00:37.610 (4)	00:24.117 (4)	152.93 km/h (4)	01:06.269 (4)	111.36 km/h
Lauf 4:	00:03.015 (6)	00:01.465 (3)	00:37.490 (4)	00:24.040 (3)	153.69 km/h (4)	01:06.010 (4)	111.80 km/h
408 WINKLER Stefan		Fiat 127		DEU			
Lauf 1:	00:03.185 (9)	00:01.542 (8)	00:40.797 (7)	00:25.775 (8)	143.80 km/h (8)	01:11.299 (8)	103.51 km/h
Lauf 2:	00:03.160 (9)	00:01.532 (7)	00:40.083 (8)	00:25.342 (8)	143.82 km/h (9)	01:10.117 (8)	105.25 km/h
Lauf 3:	00:03.238 (9)	00:01.545 (7)	00:39.875 (8)	00:25.295 (8)	144.22 km/h (8)	01:09.953 (8)	105.50 km/h
Lauf 4:	00:03.114 (7)	00:01.544 (6)	00:40.262 (8)	00:25.377 (7)	144.74 km/h (8)	01:10.297 (7)	104.98 km/h
420 MÜLLER Nico		VW Weißdorn Polo 16V		DEU			
Lauf 1:	00:03.104 (7)	00:01.497 (5)	00:40.997 (8)	00:25.164 (7)	142.90 km/h (9)	01:10.762 (7)	104.29 km/h
Lauf 2:	00:03.111 (8)	00:01.608 (9)	00:39.595 (7)	00:24.715 (7)	145.71 km/h (8)	01:09.029 (7)	106.91 km/h
Lauf 3:	00:03.042 (6)	00:01.577 (9)	00:39.370 (7)	00:24.807 (7)	146.38 km/h (7)	01:08.796 (7)	107.27 km/h
Lauf 4:	00:03.303 (8)	00:01.607 (8)	00:39.193 (6)	00:33.522 (8)	145.00 km/h (7)	01:17.625 (8)	95.07 km/h

Gruppe E1-FIA, E1-Berg, H, FS, NSU, CTC/CGT bis 1600 ccm - Klasse 15

	30m	30m-60m	Sektor 3	Sektor 4	Ziel-Speed	Laufzeit	Speed (Lauf)
360 FAULHABER Stefan		Opel Minichberger Kadett 16V		DEU			
Lauf 1:	00:02.697 (1)	00:01.346 (1)	00:35.550 (2)	00:23.128 (2)	163.06 km/h (2)	01:02.721 (2)	117.66 km/h
Lauf 2:	00:02.581 (1)	00:01.284 (1)	00:35.354 (2)	00:23.052 (1)	162.12 km/h (2)	01:02.271 (1)	118.51 km/h
Lauf 3:	00:02.676 (1)	00:01.281 (1)	00:34.911 (1)	00:23.053 (2)	162.82 km/h (2)	01:01.921 (1)	119.18 km/h
Lauf 4:	00:02.527 (1)	00:01.280 (1)	00:35.244 (2)	00:22.708 (1)	164.38 km/h (1)	01:01.759 (1)	119.50 km/h
362 MAIER Helmut		VW Spiess Golf 16V		AUT			
Lauf 1:	00:02.926 (3)	00:01.375 (2)	00:38.147 (3)	00:24.351 (3)	160.75 km/h (3)	01:06.799 (3)	110.48 km/h
Lauf 2:	00:02.903 (2)	00:01.385 (2)	00:37.121 (3)	00:24.542 (3)	159.42 km/h (3)	01:05.951 (3)	111.90 km/h
Lauf 3:	00:02.906 (3)	00:01.413 (3)	00:38.974 (3)	00:24.636 (3)	160.19 km/h (3)	01:07.929 (3)	108.64 km/h
Lauf 4:	00:02.880 (3)	00:01.364 (2)	00:37.602 (3)	00:24.526 (3)	160.77 km/h (3)	01:06.372 (3)	111.19 km/h
369 BUCK Erwin		VW Scirocco I Minichberger 16V		DEU			
Lauf 1:	00:02.851 (2)	00:01.413 (3)	00:34.871 (1)	00:23.044 (1)	165.51 km/h (1)	01:02.179 (1)	118.69 km/h
Lauf 2:	00:02.905 (3)	00:01.408 (3)	00:35.134 (1)	00:23.089 (2)	165.04 km/h (1)	01:02.536 (2)	118.01 km/h
Lauf 3:	00:02.760 (2)	00:01.396 (2)	00:35.248 (2)	00:23.037 (1)	164.67 km/h (1)	01:02.441 (2)	118.19 km/h
Lauf 4:	00:02.851 (2)	00:01.426 (3)	00:34.822 (1)	00:23.076 (2)	164.31 km/h (2)	01:02.175 (2)	118.70 km/h
370 BILEN Sarp		VW Golf II GTI 16V		DEU			
Lauf 1:	00:02.992 (4)	00:01.476 (4)	00:39.206 (4)	00:24.894 (4)	150.33 km/h (4)	01:08.568 (4)	107.63 km/h
Lauf 2:	00:02.977 (4)	00:01.479 (4)	00:38.460 (4)	00:25.272 (4)	148.55 km/h (4)	01:08.188 (4)	108.23 km/h
Lauf 3:	00:02.937 (4)	00:01.475 (4)	* (0)	* (0)	* (0)	DNF (0)	*
Lauf 4:	* (0)	* (0)	* (0)	* (0)	* (0)	DNS (0)	*

DNS = nicht gestartet | DNF = ausgefallen | DSQ = disqualifiziert



www.berg-zeitnahme.de

Seite: 8 / 17




Rennen - Sektorzeiten & Speeds

Gruppe E1-FIA, E1-Berg, H, FS, NSU, CTC/CGT bis 2000 ccm - Klasse 16

	30m	30m-60m	Sektor 3	Sektor 4	Ziel-Speed	Laufzeit	Speed (Lauf)
302 RAUCH Michael	Opel Briegel Kadett 8V		DEU				
Lauf 1:	00:02.878 (7)	00:01.376 (4)	00:36.317 (7)	00:23.369 (3)	164.22 km/h (5)	01:03.940 (6)	115.42 km/h
Lauf 2:	00:02.942 (10)	00:01.387 (5)	00:35.969 (7)	00:23.460 (6)	162.76 km/h (7)	01:03.758 (8)	115.75 km/h
Lauf 3:	00:02.898 (8)	00:01.390 (4)	00:36.595 (9)	00:23.682 (6)	162.44 km/h (5)	01:04.565 (7)	114.30 km/h
Lauf 4:	00:02.966 (11)	00:01.411 (5)	00:36.498 (9)	00:23.701 (6)	164.77 km/h (5)	01:04.576 (8)	114.28 km/h
303 PREIßER Dirk	Opel Kadett C 16V		DEU				
Lauf 1:	00:02.737 (3)	00:01.290 (1)	00:34.316 (2)	00:22.922 (1)	169.56 km/h (2)	01:01.265 (1)	120.46 km/h
Lauf 2:	00:02.779 (4)	00:01.304 (2)	00:33.829 (1)	00:22.563 (1)	172.14 km/h (1)	01:00.475 (1)	122.03 km/h
Lauf 3:	00:02.653 (1)	00:01.300 (1)	00:33.729 (1)	00:22.709 (2)	169.08 km/h (2)	01:00.391 (1)	122.20 km/h
Lauf 4:	00:02.662 (1)	00:01.274 (1)	00:34.119 (2)	00:22.929 (2)	168.21 km/h (3)	01:00.984 (1)	121.02 km/h
305 WEBER Jens	Opel Kadett C		DEU				
Lauf 1:	00:02.851 (6)	00:01.414 (7)	00:36.477 (8)	00:23.962 (11)	156.17 km/h (11)	01:04.704 (8)	114.06 km/h
Lauf 2:	00:02.857 (8)	00:01.401 (6)	00:36.229 (9)	00:23.688 (10)	157.70 km/h (10)	01:04.175 (9)	115.00 km/h
Lauf 3:	00:03.047 (12)	00:01.441 (9)	00:36.351 (7)	00:23.817 (8)	157.57 km/h (9)	01:04.656 (9)	114.14 km/h
Lauf 4:	00:02.887 (7)	00:01.421 (6)	00:36.470 (8)	00:24.124 (12)	157.01 km/h (10)	01:04.902 (9)	113.71 km/h
308 BODENMÜLLER Michael	Opel Kadett		DEU				
Lauf 1:	00:02.799 (4)	00:01.316 (2)	00:37.116 (10)	00:23.947 (10)	165.58 km/h (4)	01:05.178 (10)	113.23 km/h
Lauf 2:	00:02.713 (3)	00:01.294 (1)	00:36.081 (8)	00:23.551 (9)	164.60 km/h (4)	01:03.639 (6)	115.97 km/h
Lauf 3:	00:02.788 (4)	00:01.306 (2)	00:35.558 (3)	00:23.763 (7)	164.97 km/h (4)	01:03.415 (5)	116.38 km/h
Lauf 4:	00:02.759 (3)	00:01.566 (14)	00:36.204 (6)	00:23.739 (8)	165.47 km/h (4)	01:04.268 (6)	114.83 km/h
309 PAULICK Ralph	VW Golf I		DEU				
Lauf 1:	00:02.984 (12)	00:01.376 (4)	00:35.294 (3)	00:23.976 (12)	164.10 km/h (6)	01:03.630 (5)	115.98 km/h
Lauf 2:	00:02.967 (11)	00:01.407 (7)	00:35.859 (6)	00:23.477 (7)	164.07 km/h (5)	01:03.710 (7)	115.84 km/h
Lauf 3:	00:03.082 (14)	00:01.425 (6)	* (0)	* (0)	* (0)	DNF (0)	*
Lauf 4:	* (0)	* (0)	* (0)	* (0)	* (0)	DNS (0)	*
311 KOKOR Andreas	Ford Escort Mk1		DEU				
Lauf 1:	00:02.978 (11)	00:01.386 (6)	00:36.309 (6)	00:23.476 (6)	163.18 km/h (7)	01:04.149 (7)	115.04 km/h
Lauf 2:	00:02.793 (6)	00:01.373 (4)	00:35.772 (5)	00:23.410 (5)	162.38 km/h (8)	01:03.348 (5)	116.50 km/h
Lauf 3:	00:02.880 (7)	00:01.396 (5)	00:35.715 (6)	00:23.852 (10)	161.25 km/h (8)	01:03.843 (6)	115.60 km/h
Lauf 4:	00:02.833 (6)	00:01.386 (3)	00:35.510 (4)	00:23.730 (7)	161.19 km/h (8)	01:03.459 (5)	116.30 km/h
312 MINICHBERGER Mario	VW Scirocco		DEU				
Lauf 1:	00:03.040 (15)	00:01.428 (9)	00:34.057 (1)	00:23.396 (4)	168.39 km/h (3)	01:01.921 (2)	119.18 km/h
Lauf 2:	00:03.008 (13)	00:01.455 (9)	00:34.092 (2)	00:22.887 (2)	168.88 km/h (3)	01:01.442 (2)	120.11 km/h
Lauf 3:	00:02.932 (10)	00:01.428 (7)	00:34.052 (2)	00:22.918 (3)	168.40 km/h (3)	01:01.330 (2)	120.33 km/h
Lauf 4:	00:02.909 (8)	00:01.433 (8)	00:33.918 (1)	00:23.036 (3)	168.46 km/h (2)	01:01.296 (2)	120.40 km/h
313 ELLER Hans Peter	VW Minichberger Corrado R		DEU				
Lauf 1:	00:03.277 (18)	00:01.481 (13)	00:35.449 (4)	00:23.215 (2)	170.42 km/h (1)	01:03.422 (3)	116.36 km/h
Lauf 2:	00:03.290 (18)	00:01.495 (14)	00:35.234 (3)	00:23.066 (3)	169.71 km/h (2)	01:03.085 (4)	116.99 km/h
Lauf 3:	00:03.061 (13)	00:01.455 (10)	00:35.590 (4)	00:22.604 (1)	170.62 km/h (1)	01:02.710 (3)	117.68 km/h
Lauf 4:	00:02.975 (12)	00:01.444 (9)	00:34.708 (3)	00:22.722 (1)	170.64 km/h (1)	01:01.849 (3)	119.32 km/h

DNS = nicht gestartet | DNF = ausgefallen | DSQ = disqualifiziert





23. Int. ADAC Ibergrennen

16. - 17. Juni 2018

MC Heilbad Heiligenstadt e.V. im ADAC

37308 Heilbad Heiligenstadt

Strecke: L2022 in Richtung Kalteneber - Länge 2,050 km

Deutsche Automobil-Berg-Meisterschaft / DMSB Automobil-Berg-Cup
DMSB Berg-Team-Cup / KW Berg-Cup / NSU Bergpokal im KW Berg-Cup

DMSB

Reg. Nr. 26-2018

Rennen - Sektorzeiten & Speeds

	30m	30m-60m	Sektor 3	Sektor 4	Ziel-Speed	Laufzeit	Speed (Lauf)
314 AUER Christian		BMW 2002 8V		DEU			
Lauf 1:	00:02.818 (5)	00:01.356 (3)	00:35.891 (5)	00:23.425 (5)	162.16 km/h (8)	01:03.490 (4)	116.24 km/h
Lauf 2:	00:02.653 (1)	00:01.309 (3)	00:35.465 (4)	00:23.400 (4)	162.17 km/h (9)	01:02.827 (3)	117.47 km/h
Lauf 3:	00:02.758 (3)	00:01.353 (3)	00:35.656 (5)	00:23.248 (4)	161.57 km/h (7)	01:03.015 (4)	117.11 km/h
Lauf 4:	00:02.811 (5)	00:01.341 (2)	00:35.839 (5)	00:23.133 (4)	161.78 km/h (7)	01:03.124 (4)	116.91 km/h
320 RUWE Mario		VW Golf II GTI 16V		DEU			
Lauf 1:	00:02.930 (9)	00:01.414 (7)	00:38.871 (15)	00:24.455 (15)	162.00 km/h (9)	01:07.670 (15)	109.06 km/h
Lauf 2:	00:02.919 (9)	00:01.426 (8)	00:39.155 (15)	00:23.923 (12)	163.39 km/h (6)	01:07.423 (15)	109.46 km/h
Lauf 3:	00:02.934 (11)	00:01.433 (8)	00:39.501 (15)	00:24.374 (12)	162.34 km/h (6)	01:08.242 (14)	108.14 km/h
Lauf 4:	00:02.911 (9)	00:01.409 (4)	00:38.868 (14)	00:24.019 (10)	163.62 km/h (6)	01:07.207 (14)	109.81 km/h
321 FLIK Thomas		Renault Clio 3 Cup		DEU			
Lauf 1:	00:03.003 (14)	00:01.474 (12)	00:37.628 (11)	00:24.389 (14)	154.92 km/h (12)	01:06.494 (13)	110.99 km/h
Lauf 2:	00:02.983 (12)	00:01.490 (13)	00:37.319 (12)	00:24.323 (14)	153.38 km/h (12)	01:06.115 (13)	111.62 km/h
Lauf 3:	00:02.910 (9)	00:01.465 (12)	00:37.563 (11)	00:24.358 (11)	154.54 km/h (11)	01:06.296 (12)	111.32 km/h
Lauf 4:	00:03.071 (13)	00:01.487 (12)	00:37.305 (10)	00:24.361 (15)	154.67 km/h (11)	01:06.224 (11)	111.44 km/h
330 KLAGES Jürgen		Opel Astra F GSi		DEU			
Lauf 1:	00:03.743 (19)	00:01.835 (19)	00:44.422 (19)	00:27.139 (19)	133.99 km/h (18)	01:17.139 (19)	95.67 km/h
Lauf 2:	00:03.606 (19)	00:01.796 (19)	00:43.988 (18)	00:27.466 (18)	133.70 km/h (18)	01:16.856 (19)	96.02 km/h
Lauf 3:	00:03.633 (19)	00:01.768 (18)	00:43.137 (17)	00:27.343 (17)	134.81 km/h (17)	01:15.881 (17)	97.26 km/h
Lauf 4:	00:03.605 (18)	00:01.769 (17)	00:43.482 (17)	00:27.642 (18)	131.99 km/h (17)	01:16.498 (18)	96.47 km/h
333 HATEZIC Johann		Opel Ascona B Frank 8V		DEU			
Lauf 1:	00:02.646 (1)	00:01.438 (10)	00:38.063 (14)	00:23.742 (9)	154.53 km/h (13)	01:05.889 (12)	112.01 km/h
Lauf 2:	00:02.784 (5)	00:01.459 (10)	00:37.998 (13)	00:24.638 (16)	149.92 km/h (15)	01:06.879 (14)	110.35 km/h
Lauf 3:	00:02.879 (6)	00:01.455 (10)	00:38.044 (13)	00:24.385 (13)	151.94 km/h (13)	01:06.763 (13)	110.54 km/h
Lauf 4:	00:02.795 (4)	00:01.422 (7)	00:38.151 (13)	00:24.056 (11)	152.84 km/h (12)	01:06.424 (13)	111.10 km/h
335 BAYER Daniel		Opel Ziegler Kadett C Coupé		DEU			
Lauf 1:	00:02.646 (1)	00:01.462 (11)	00:37.955 (13)	00:23.691 (8)	149.87 km/h (15)	01:05.754 (11)	112.24 km/h
Lauf 2:	00:02.684 (2)	00:01.465 (11)	00:38.082 (14)	00:23.748 (11)	151.82 km/h (13)	01:05.979 (12)	111.85 km/h
Lauf 3:	00:02.688 (2)	00:01.467 (13)	00:37.722 (12)	00:23.818 (9)	150.87 km/h (14)	01:05.695 (10)	112.34 km/h
Lauf 4:	00:02.667 (2)	00:01.466 (11)	00:37.712 (12)	00:23.973 (9)	150.58 km/h (14)	01:05.818 (10)	112.13 km/h
339 RATH Fabien		Opel Risse Kadett C 8V		DEU			
Lauf 1:	00:03.140 (16)	00:01.633 (17)	00:40.484 (17)	00:24.741 (16)	148.50 km/h (16)	01:09.998 (16)	105.43 km/h
Lauf 2:	00:03.064 (14)	00:01.602 (16)	00:39.463 (16)	00:24.490 (15)	148.82 km/h (16)	01:08.619 (16)	107.55 km/h
Lauf 3:	00:03.094 (15)	00:01.621 (17)	00:39.149 (14)	00:24.425 (14)	147.61 km/h (15)	01:08.289 (15)	108.07 km/h
Lauf 4:	00:03.083 (14)	00:01.588 (15)	00:39.359 (15)	00:24.339 (14)	147.69 km/h (15)	01:08.369 (15)	107.94 km/h
342 BRÜGGE Frank		VW Brügge Golf I 8V		DEU			
Lauf 1:	00:02.903 (8)	00:01.626 (16)	00:37.851 (12)	00:24.165 (13)	152.09 km/h (14)	01:06.545 (14)	110.90 km/h
Lauf 2:	00:02.849 (7)	00:01.505 (15)	00:37.212 (11)	00:24.313 (13)	151.32 km/h (14)	01:05.879 (11)	112.02 km/h
Lauf 3:	00:02.849 (5)	00:01.481 (15)	00:37.195 (10)	00:24.491 (15)	152.25 km/h (12)	01:06.016 (11)	111.79 km/h
Lauf 4:	00:02.955 (10)	00:01.502 (13)	00:37.508 (11)	00:24.304 (13)	151.69 km/h (13)	01:06.269 (12)	111.36 km/h

DNS = nicht gestartet | DNF = ausgefallen | DSQ = disqualifiziert



www.berg-zeitnahme.de

Seite: 10 / 17



Rennen - Sektorzeiten & Speeds

	30m	30m-60m	Sektor 3	Sektor 4	Ziel-Speed	Laufzeit	Speed (Lauf)
350 SCHEER Andre		BMW E30 320is		DEU			
Lauf 1:	00:02.961 (10)	00:01.513 (14)	00:37.054 (9)	00:23.476 (6)	157.67 km/h (10)	01:05.004 (9)	113.53 km/h
Lauf 2:	00:03.117 (16)	00:01.482 (12)	00:36.272 (10)	00:23.547 (8)	157.61 km/h (11)	01:04.418 (10)	114.56 km/h
Lauf 3:	00:03.138 (16)	00:01.474 (14)	00:36.511 (8)	00:23.531 (5)	156.68 km/h (10)	01:04.654 (8)	114.15 km/h
Lauf 4:	00:03.118 (16)	00:01.445 (10)	00:36.341 (7)	00:23.644 (5)	157.21 km/h (9)	01:04.548 (7)	114.33 km/h
351 FECHTER Jürgen		VW Scirocco 16V		DEU			
Lauf 1:	00:03.002 (13)	00:01.585 (15)	00:40.166 (16)	00:25.828 (17)	145.70 km/h (17)	01:10.581 (17)	104.56 km/h
Lauf 2:	00:03.102 (15)	00:01.609 (17)	00:39.996 (17)	00:25.997 (17)	144.06 km/h (17)	01:10.704 (17)	104.38 km/h
Lauf 3:	00:03.208 (17)	00:01.608 (16)	00:39.966 (16)	00:26.216 (16)	143.35 km/h (16)	01:10.998 (16)	103.95 km/h
Lauf 4:	00:03.148 (17)	00:01.608 (16)	00:40.474 (16)	00:26.141 (16)	142.12 km/h (16)	01:11.371 (16)	103.40 km/h
352 LEICH Heiko		Opel Astra G OPC		DEU			
Lauf 1:	00:03.256 (17)	00:01.765 (18)	00:43.617 (18)	00:26.992 (18)	131.04 km/h (19)	01:15.630 (18)	97.58 km/h
Lauf 2:	00:03.124 (17)	00:01.767 (18)	00:44.031 (19)	00:27.552 (19)	130.18 km/h (19)	01:16.474 (18)	96.50 km/h
Lauf 3:	00:03.217 (18)	00:01.809 (19)	00:43.648 (18)	00:27.548 (18)	130.68 km/h (18)	01:16.222 (18)	96.82 km/h
Lauf 4:	00:03.100 (15)	00:01.778 (18)	00:43.504 (18)	00:27.205 (17)	131.08 km/h (18)	01:15.587 (17)	97.64 km/h

Gruppe E1-FIA, E1-Berg, H, FS, NSU, CTC/CGT bis 2000 ccm H-Diesel - Klasse 17

	30m	30m-60m	Sektor 3	Sektor 4	Ziel-Speed	Laufzeit	Speed (Lauf)
280 MEURER Karlheinz		VW Golf V R TDI		DEU			
Lauf 1:	00:03.506 (2)	00:01.617 (1)	00:44.378 (2)	00:38.929 (2)	115.37 km/h (2)	01:28.430 (2)	83.46 km/h
Lauf 2:	* (0)	* (0)	* (0)	* (0)	* (0)	DNS (0)	*
Lauf 3:	* (0)	* (0)	* (0)	* (0)	* (0)	DNS (0)	*
Lauf 4:	* (0)	* (0)	* (0)	* (0)	* (0)	DNS (0)	*
281 KOLLER Sepp		Alfa 147 1,9 JTD		DEU			
Lauf 1:	00:03.132 (1)	00:01.686 (2)	00:43.845 (1)	00:27.354 (1)	136.31 km/h (1)	01:16.017 (1)	97.08 km/h
Lauf 2:	00:03.152 (1)	00:01.614 (1)	00:43.515 (1)	00:27.349 (1)	136.65 km/h (1)	01:15.630 (1)	97.58 km/h
Lauf 3:	00:03.096 (1)	00:01.591 (1)	00:43.067 (1)	00:27.333 (1)	141.44 km/h (1)	01:15.087 (1)	98.29 km/h
Lauf 4:	00:03.189 (1)	00:01.578 (1)	00:43.994 (1)	00:27.237 (1)	137.32 km/h (1)	01:15.998 (1)	97.11 km/h

Gruppe E1-FIA, E1-Berg, H, FS, NSU, CTC/CGT bis 3000 ccm - Klasse 18

	30m	30m-60m	Sektor 3	Sektor 4	Ziel-Speed	Laufzeit	Speed (Lauf)
251 GÖSER Günter		Opel Kadett C Coupé 16V		DEU			
Lauf 1:	00:02.867 (2)	00:01.283 (1)	00:35.728 (1)	00:23.057 (1)	170.96 km/h (2)	01:02.935 (1)	117.26 km/h
Lauf 2:	00:02.682 (2)	00:01.266 (1)	00:35.347 (1)	00:22.952 (1)	170.46 km/h (2)	01:02.247 (1)	118.56 km/h
Lauf 3:	00:02.509 (1)	00:01.237 (1)	00:35.208 (1)	00:23.057 (1)	168.84 km/h (2)	01:02.011 (1)	119.01 km/h
Lauf 4:	00:02.442 (1)	00:01.235 (1)	00:35.221 (1)	00:23.107 (1)	169.49 km/h (2)	01:02.005 (1)	119.02 km/h

DNS = nicht gestartet | DNF = ausgefallen | DSQ = disqualifiziert



Rennen - Sektorzeiten & Speeds

	30m	30m-60m	Sektor 3	Sektor 4	Ziel-Speed	Laufzeit	Speed (Lauf)
253 GAPP Marcel	BMW E36 M3		DEU				
Lauf 1:	00:03.023 (3)	00:01.413 (3)	00:36.567 (2)	00:24.256 (3)	167.05 km/h (3)	01:05.259 (2)	113.09 km/h
Lauf 2:	00:03.031 (4)	00:01.444 (3)	00:35.995 (2)	00:24.212 (3)	165.88 km/h (3)	01:04.682 (2)	114.10 km/h
Lauf 3:	00:03.056 (5)	00:01.469 (3)	00:35.939 (2)	00:24.190 (2)	166.94 km/h (3)	01:04.654 (2)	114.15 km/h
Lauf 4:	00:03.193 (6)	00:01.514 (5)	00:35.956 (2)	00:24.082 (2)	0.63 km/h (6)	01:04.745 (2)	113.99 km/h
254 SCHLACHTER Karl-Heinz	BMW 2002tii		DEU				
Lauf 1:	00:03.098 (5)	00:01.510 (4)	00:39.239 (4)	00:24.814 (4)	153.25 km/h (4)	01:08.661 (4)	107.48 km/h
Lauf 2:	00:03.076 (5)	00:01.499 (4)	00:38.473 (4)	00:24.768 (4)	153.38 km/h (4)	01:07.816 (4)	108.82 km/h
Lauf 3:	00:03.043 (4)	00:01.476 (4)	00:38.785 (4)	00:25.460 (5)	152.80 km/h (4)	01:08.764 (4)	107.32 km/h
Lauf 4:	00:03.155 (4)	00:01.511 (3)	00:39.487 (4)	00:24.955 (4)	154.05 km/h (3)	01:09.108 (4)	106.79 km/h
255 OSTERMANN Thomas	BMW E30 Hartge		DEU				
Lauf 1:	00:03.216 (6)	00:01.707 (6)	00:41.945 (6)	00:25.327 (5)	140.41 km/h (6)	01:12.195 (6)	102.22 km/h
Lauf 2:	00:03.328 (6)	00:01.686 (6)	00:41.451 (6)	00:25.794 (5)	137.43 km/h (6)	01:12.259 (6)	102.13 km/h
Lauf 3:	00:03.182 (6)	00:01.721 (6)	00:41.341 (6)	00:25.430 (4)	138.50 km/h (6)	01:11.674 (6)	102.97 km/h
Lauf 4:	00:03.189 (5)	00:01.661 (6)	00:41.276 (6)	00:25.894 (5)	134.59 km/h (5)	01:12.020 (6)	102.47 km/h
261 GÜRTZGEN Friedhelm	BMW Compact 318i		DEU				
Lauf 1:	00:03.073 (4)	00:01.522 (5)	00:40.999 (5)	00:26.506 (6)	143.91 km/h (5)	01:12.100 (5)	102.36 km/h
Lauf 2:	00:03.001 (3)	00:01.519 (5)	00:40.929 (5)	00:26.734 (6)	143.49 km/h (5)	01:12.183 (5)	102.24 km/h
Lauf 3:	00:02.932 (3)	00:01.505 (5)	00:40.194 (5)	00:26.194 (6)	145.95 km/h (5)	01:10.825 (5)	104.20 km/h
Lauf 4:	00:03.039 (3)	00:01.511 (3)	00:39.997 (5)	00:26.114 (6)	146.54 km/h (4)	01:10.661 (5)	104.44 km/h
265 WEBER Hauke	Audi 80 Quattro		DEU				
Lauf 1:	00:02.813 (1)	00:01.297 (2)	00:38.539 (3)	00:24.227 (2)	172.33 km/h (1)	01:06.876 (3)	110.35 km/h
Lauf 2:	00:02.513 (1)	00:01.354 (2)	00:37.932 (3)	00:24.066 (2)	172.75 km/h (1)	01:05.865 (3)	112.05 km/h
Lauf 3:	00:02.509 (1)	00:01.248 (2)	00:37.852 (3)	00:24.455 (3)	172.54 km/h (1)	01:06.064 (3)	111.71 km/h
Lauf 4:	00:02.564 (2)	00:01.263 (2)	00:37.260 (3)	00:24.124 (3)	171.96 km/h (1)	01:05.211 (3)	113.17 km/h

Gruppe E1-FIA, E1-Berg, H, FS, NSU, CTC/CGT über 3000 ccm - Klasse 19

	30m	30m-60m	Sektor 3	Sektor 4	Ziel-Speed	Laufzeit	Speed (Lauf)
221 HANDA Norbert	Lancia Delta Integrale		DEU				
Lauf 1:	00:02.297 (1)	00:01.099 (1)	00:33.509 (1)	00:22.659 (1)	202.06 km/h (1)	00:59.564 (1)	123.90 km/h
Lauf 2:	00:02.233 (1)	00:01.120 (1)	00:34.120 (1)	00:22.586 (1)	205.32 km/h (1)	01:00.059 (1)	122.88 km/h
Lauf 3:	00:02.084 (1)	00:01.096 (1)	00:33.542 (1)	00:22.981 (1)	201.86 km/h (1)	00:59.703 (1)	123.61 km/h
Lauf 4:	00:02.151 (1)	00:01.080 (1)	00:34.111 (1)	00:22.533 (1)	204.53 km/h (1)	00:59.875 (1)	123.26 km/h
222 RÖCK Sabine	VW Golf I		DEU				
Lauf 1:	00:02.996 (2)	00:01.462 (2)	00:36.526 (2)	00:23.551 (2)	172.50 km/h (2)	01:04.535 (2)	114.36 km/h
Lauf 2:	00:02.893 (2)	00:01.454 (2)	00:35.707 (2)	00:23.301 (2)	173.63 km/h (2)	01:03.355 (2)	116.49 km/h
Lauf 3:	00:02.857 (2)	00:01.420 (2)	00:35.473 (2)	00:23.518 (2)	173.27 km/h (2)	01:03.268 (2)	116.65 km/h
Lauf 4:	00:02.971 (2)	00:01.455 (2)	00:35.548 (2)	00:23.486 (2)	172.60 km/h (2)	01:03.460 (2)	116.29 km/h

DNS = nicht gestartet | DNF = ausgefallen | DSQ = disqualifiziert



Rennen - Sektorzeiten & Speeds

Gruppe E2-SH bis 2000 und über 2000 ccm - Klassen 21,22

	30m	30m-60m	Sektor 3	Sektor 4	Ziel-Speed	Laufzeit	Speed (Lauf)
198 MURRAY Keith	Audi R8		GBR				
Lauf 1:	00:02.844 (2)	00:01.335 (2)	00:35.981 (2)	00:23.615 (2)	193.57 km/h (1)	01:03.775 (2)	115.72 km/h
Lauf 2:	00:02.970 (2)	00:01.323 (2)	00:34.612 (2)	00:22.631 (2)	196.23 km/h (1)	01:01.536 (2)	119.93 km/h
Lauf 3:	00:02.931 (2)	00:01.280 (1)	00:34.709 (1)	00:22.873 (2)	188.30 km/h (1)	01:01.793 (2)	119.43 km/h
Lauf 4:	00:02.646 (1)	00:01.263 (1)	00:35.243 (1)	00:22.889 (1)	191.60 km/h (1)	01:02.041 (1)	118.95 km/h
200 KROLL Ralf	Silver Car S2 G EVO		DEU				
Lauf 1:	00:02.698 (1)	00:01.253 (1)	00:34.423 (1)	00:22.688 (1)	167.70 km/h (2)	01:01.062 (1)	120.86 km/h
Lauf 2:	00:02.482 (1)	00:01.279 (1)	00:34.505 (1)	00:22.599 (1)	170.41 km/h (2)	01:00.865 (1)	121.25 km/h
Lauf 3:	00:02.552 (1)	00:01.292 (2)	00:34.728 (2)	00:22.718 (1)	168.59 km/h (2)	01:01.290 (1)	120.41 km/h
Lauf 4:	* ()	* ()	* ()	* ()	* ()	DNS ()	*

Gruppe E2-SC/C3/CN/CSC bis 2000 ccm - Klasse 25

	30m	30m-60m	Sektor 3	Sektor 4	Ziel-Speed	Laufzeit	Speed (Lauf)
39 CONRAD Thomas	CRS MTK S5/7		DEU				
Lauf 1:	00:02.346 (2)	00:01.172 (3)	00:31.237 (1)	00:20.765 (1)	186.03 km/h (1)	00:55.520 (1)	132.93 km/h
Lauf 2:	* ()	* ()	* ()	* ()	* ()	DNS ()	*
Lauf 3:	* ()	* ()	* ()	* ()	* ()	DNS ()	*
Lauf 4:	* ()	* ()	* ()	* ()	* ()	DNS ()	*
40 WOLPERT Uwe	UWR WFK 07		DEU				
Lauf 1:	00:02.209 (1)	00:01.181 (4)	00:35.654 (4)	00:23.020 (5)	172.74 km/h (5)	01:02.064 (4)	118.91 km/h
Lauf 2:	00:02.362 (1)	00:01.185 (2)	00:35.140 (3)	00:23.487 (4)	171.67 km/h (4)	01:02.174 (4)	118.70 km/h
Lauf 3:	00:02.310 (1)	00:01.180 (2)	00:34.805 (4)	00:23.554 (3)	169.84 km/h (5)	01:01.849 (3)	119.32 km/h
Lauf 4:	00:02.393 (3)	00:01.202 (3)	00:34.999 (4)	00:23.300 (4)	171.95 km/h (4)	01:01.894 (4)	119.24 km/h
42 GEBHARD Dino	Norma M20F		DEU				
Lauf 1:	00:02.388 (4)	00:01.167 (1)	00:37.344 (5)	00:22.385 (2)	176.92 km/h (2)	01:03.284 (5)	116.62 km/h
Lauf 2:	00:02.493 (3)	00:01.185 (2)	00:33.910 (2)	00:21.815 (1)	177.09 km/h (1)	00:59.403 (2)	124.24 km/h
Lauf 3:	00:02.531 (4)	00:01.207 (3)	00:33.565 (2)	00:24.909 (6)	174.60 km/h (2)	01:02.212 (4)	118.63 km/h
Lauf 4:	00:02.317 (2)	00:01.165 (2)	00:33.854 (2)	00:22.365 (2)	177.10 km/h (1)	00:59.701 (1)	123.62 km/h
44 LETMADE Bernd	Norma M20		DEU				
Lauf 1:	00:02.376 (3)	00:01.168 (2)	00:33.793 (2)	00:22.385 (2)	174.65 km/h (3)	00:59.722 (2)	123.57 km/h
Lauf 2:	00:02.424 (2)	00:01.156 (1)	00:33.307 (1)	00:22.351 (2)	174.23 km/h (3)	00:59.238 (1)	124.58 km/h
Lauf 3:	00:02.403 (2)	00:01.171 (1)	00:33.416 (1)	00:22.244 (2)	174.64 km/h (1)	00:59.234 (1)	124.59 km/h
Lauf 4:	00:02.281 (1)	00:01.160 (1)	00:33.670 (1)	00:22.771 (3)	173.08 km/h (3)	00:59.882 (2)	123.24 km/h
45 UENZEN Nikolas	Norma M20F		DEU				
Lauf 1:	00:02.614 (5)	00:01.201 (5)	00:35.379 (3)	00:22.787 (4)	173.74 km/h (4)	01:01.981 (3)	119.07 km/h
Lauf 2:	00:02.561 (4)	00:01.211 (4)	00:35.767 (4)	00:22.452 (3)	175.57 km/h (2)	01:01.991 (3)	119.05 km/h
Lauf 3:	00:02.431 (3)	00:01.216 (4)	00:34.532 (3)	00:22.159 (1)	173.41 km/h (3)	01:00.338 (2)	122.31 km/h
Lauf 4:	00:02.447 (4)	00:01.215 (4)	00:34.185 (3)	00:22.052 (1)	175.11 km/h (2)	00:59.899 (3)	123.21 km/h

DNS = nicht gestartet | DNF = ausgefallen | DSQ = disqualifiziert



Rennen - Sektorzeiten & Speeds

	30m	30m-60m	Sektor 3	Sektor 4	Ziel-Speed	Laufzeit	Speed (Lauf)
47 COLLISI Stephan		Behnke Condor BMW		DEU			
Lauf 1:	00:02.678 (6)	00:01.395 (7)	00:39.886 (7)	00:24.554 (7)	156.29 km/h (6)	01:08.513 (7)	107.72 km/h
Lauf 2:	00:02.687 (5)	00:01.401 (6)	00:39.330 (6)	00:24.508 (6)	155.77 km/h (6)	01:07.926 (6)	108.65 km/h
Lauf 3:	00:02.608 (6)	00:01.380 (6)	00:38.306 (5)	00:24.624 (5)	153.69 km/h (6)	01:06.918 (6)	110.28 km/h
Lauf 4:	00:02.611 (5)	00:01.532 (6)	00:39.335 (6)	00:24.594 (5)	155.77 km/h (6)	01:08.072 (6)	108.41 km/h
48 SIEBERT Gerhard		Osella PA 18		DEU			
Lauf 1:	00:02.758 (7)	00:01.337 (6)	00:37.962 (6)	00:24.546 (6)	149.00 km/h (7)	01:06.603 (6)	110.81 km/h
Lauf 2:	00:02.757 (6)	00:01.306 (5)	00:38.132 (5)	00:24.190 (5)	170.79 km/h (5)	01:06.385 (5)	111.17 km/h
Lauf 3:	00:02.567 (5)	00:01.294 (5)	00:38.352 (6)	00:23.596 (4)	170.68 km/h (4)	01:05.809 (5)	112.14 km/h
Lauf 4:	00:02.684 (6)	00:01.324 (5)	00:38.422 (5)	00:24.608 (6)	168.32 km/h (5)	01:07.038 (5)	110.09 km/h

Gruppe E2-SC/C3/CN/CSC bis 3000 ccm - Klasse 26

	30m	30m-60m	Sektor 3	Sektor 4	Ziel-Speed	Laufzeit	Speed (Lauf)
33 EIERMANN Philipp Karl		Osella PA20S		DEU			
Lauf 1:	00:02.353 (1)	00:01.117 (1)	00:36.842 (1)	00:22.969 (1)	190.44 km/h (1)	01:03.281 (1)	116.62 km/h
Lauf 2:	00:02.439 (1)	00:01.134 (1)	00:35.974 (1)	00:21.896 (1)	192.16 km/h (1)	01:01.443 (1)	120.11 km/h
Lauf 3:	00:02.321 (1)	00:01.127 (1)	00:35.409 (1)	00:22.081 (1)	191.28 km/h (1)	01:00.938 (1)	121.11 km/h
Lauf 4:	00:02.350 (1)	00:01.106 (1)	00:34.913 (1)	00:21.747 (1)	192.92 km/h (1)	01:00.116 (1)	122.76 km/h

Gruppe E2-SS/D(F3)/HISTORISCH bis 2000 ccm - Klasse 29

	30m	30m-60m	Sektor 3	Sektor 4	Ziel-Speed	Laufzeit	Speed (Lauf)
9 LANG Georg Julian		Tatuus FR 2.0		DEU			
Lauf 1:	00:02.519 (5)	00:01.187 (5)	00:31.869 (4)	00:21.186 (3)	181.63 km/h (4)	00:56.761 (4)	130.02 km/h
Lauf 2:	00:02.531 (5)	00:01.187 (5)	00:31.861 (4)	00:20.805 (3)	183.98 km/h (4)	00:56.384 (3)	130.89 km/h
Lauf 3:	00:02.590 (6)	00:01.185 (4)	00:31.774 (4)	00:20.910 (2)	180.82 km/h (4)	00:56.459 (4)	130.71 km/h
Lauf 4:	00:02.464 (5)	00:01.224 (5)	00:32.254 (4)	00:21.070 (2)	181.17 km/h (4)	00:57.012 (4)	129.45 km/h
10 WOLPERT Mathieu		Dallara F303		DEU			
Lauf 1:	00:02.378 (2)	00:01.141 (2)	00:31.590 (3)	00:21.261 (4)	186.02 km/h (1)	00:56.370 (3)	130.92 km/h
Lauf 2:	00:02.374 (4)	00:01.138 (2)	00:31.522 (3)	00:21.419 (4)	184.52 km/h (2)	00:56.453 (4)	130.73 km/h
Lauf 3:	00:02.257 (2)	00:01.132 (2)	00:31.543 (3)	00:21.343 (4)	184.32 km/h (2)	00:56.275 (3)	131.14 km/h
Lauf 4:	00:02.304 (3)	00:01.138 (3)	00:32.019 (3)	00:21.182 (4)	185.27 km/h (1)	00:56.643 (3)	130.29 km/h
11 DEBRUYNE Frank		Dallara F303		DEU			
Lauf 1:	00:02.260 (1)	00:01.119 (1)	00:31.335 (1)	00:20.623 (1)	183.53 km/h (3)	00:55.337 (1)	133.36 km/h
Lauf 2:	00:02.201 (1)	00:01.109 (1)	00:30.909 (2)	00:20.778 (2)	184.03 km/h (3)	00:54.997 (1)	134.19 km/h
Lauf 3:	00:02.225 (1)	00:01.121 (1)	00:31.083 (2)	00:20.710 (1)	184.59 km/h (1)	00:55.139 (1)	133.84 km/h
Lauf 4:	00:02.220 (1)	00:01.113 (1)	00:31.187 (2)	00:20.760 (1)	184.75 km/h (2)	00:55.280 (1)	133.50 km/h

DNS = nicht gestartet | DNF = ausgefallen | DSQ = disqualifiziert



Rennen - Sektorzeiten & Speeds

	30m	30m-60m	Sektor 3	Sektor 4	Ziel-Speed	Laufzeit	Speed (Lauf)
13 VOSS Andreas	Tatuus Formel-Renault		DEU				
Lauf 1:	00:02.456 (3)	00:01.215 (6)	00:34.339 (5)	00:21.861 (5)	168.85 km/h (6)	00:59.871 (5)	123.27 km/h
Lauf 2:	00:02.574 (6)	00:01.228 (6)	00:34.771 (6)	00:22.090 (5)	168.39 km/h (6)	01:00.663 (5)	121.66 km/h
Lauf 3:	00:02.295 (4)	00:01.242 (5)	00:34.335 (5)	00:22.379 (5)	169.00 km/h (6)	01:00.251 (5)	122.49 km/h
Lauf 4:	00:02.479 (6)	00:01.232 (6)	00:34.161 (5)	00:22.068 (5)	168.16 km/h (6)	00:59.940 (5)	123.12 km/h
15 DIETRICH Gerhard	Dallara F305		DEU				
Lauf 1:	00:02.467 (4)	00:01.183 (4)	00:34.996 (6)	00:23.637 (6)	175.51 km/h (5)	01:02.283 (6)	118.49 km/h
Lauf 2:	00:02.308 (2)	00:01.153 (4)	00:34.432 (5)	00:22.771 (6)	175.49 km/h (5)	01:00.664 (6)	121.65 km/h
Lauf 3:	00:02.291 (3)	00:01.245 (6)	00:35.333 (6)	00:23.388 (6)	172.31 km/h (5)	01:02.257 (6)	118.54 km/h
Lauf 4:	00:02.271 (2)	00:01.152 (4)	00:34.700 (6)	00:23.066 (6)	174.09 km/h (5)	01:01.189 (6)	120.61 km/h
16 TRIEBSTEIN Christian	Dallara F302		DEU				
Lauf 1:	00:02.533 (6)	00:01.178 (3)	00:31.385 (2)	00:20.978 (2)	184.96 km/h (2)	00:56.074 (2)	131.61 km/h
Lauf 2:	00:02.371 (3)	00:01.140 (3)	00:30.837 (1)	00:20.755 (1)	186.20 km/h (1)	00:55.103 (2)	133.93 km/h
Lauf 3:	00:02.338 (5)	00:01.155 (3)	00:30.677 (1)	00:21.163 (3)	182.34 km/h (3)	00:55.333 (2)	133.37 km/h
Lauf 4:	00:02.389 (4)	00:01.130 (2)	00:31.129 (1)	00:21.157 (3)	184.20 km/h (3)	00:55.805 (2)	132.25 km/h

Gruppe GLPBERG ohne Hubraumeinteilung - Klasse 31

	30m	30m-60m	Sektor 3	Sektor 4	Ziel-Speed	Laufzeit	Speed (Lauf)
701 HILGER Franz	Chevron-Toyota B38		DEU				
Lauf 1:	00:02.426 (1)	00:01.283 (1)	00:37.341 (1)	00:23.659 (1)	162.44 km/h (1)	01:04.709 (1)	114.05 km/h
Lauf 2:	00:02.372 (1)	00:01.309 (1)	00:37.396 (1)	00:23.722 (1)	161.88 km/h (1)	01:04.799 (1)	113.89 km/h
Lauf 3:	00:02.479 (1)	00:01.319 (1)	00:36.969 (1)	00:23.409 (1)	161.53 km/h (1)	01:04.176 (1)	115.00 km/h
Lauf 4:	00:02.425 (1)	00:01.310 (1)	00:37.539 (1)	00:24.064 (1)	156.58 km/h (1)	01:05.338 (1)	112.95 km/h
702 VON FRAGSTEIN Oliver	Ford Escort		DEU				
Lauf 1:	00:03.546 (10)	00:01.876 (10)	00:45.896 (8)	00:28.440 (7)	130.07 km/h (8)	01:19.758 (8)	92.53 km/h
Lauf 2:	00:03.560 (10)	00:01.888 (10)	00:45.546 (6)	00:28.588 (6)	126.44 km/h (7)	01:19.582 (6)	92.73 km/h
Lauf 3:	00:04.064 (12)	00:02.329 (12)	00:46.748 (6)	00:28.314 (6)	128.29 km/h (8)	01:21.455 (6)	90.60 km/h
Lauf 4:	00:03.558 (9)	00:01.887 (8)	00:45.465 (5)	00:28.502 (5)	121.26 km/h (9)	01:19.412 (5)	92.93 km/h
711 HOOR Günter	Porsche 944 S2		DEU				
Lauf 1:	00:03.032 (4)	00:01.762 (7)	00:40.506 (2)	00:25.950 (3)	144.76 km/h (5)	01:11.250 (2)	103.58 km/h
Lauf 2:	00:03.091 (5)	00:01.701 (6)	00:40.710 (2)	00:25.998 (2)	144.15 km/h (4)	01:11.500 (2)	103.22 km/h
Lauf 3:	00:03.162 (5)	00:01.736 (5)	00:52.589 (11)	00:25.938 (2)	142.71 km/h (4)	01:23.425 (8)	88.46 km/h
Lauf 4:	* (0)	* (0)	* (0)	* (0)	* (0)	DNS (0)	*
712 EIGL Lukas	Opel Corsa A GSI 16V		DEU				
Lauf 1:	00:03.218 (6)	00:01.644 (3)	00:43.808 (6)	00:27.047 (6)	147.06 km/h (3)	01:15.717 (6)	97.47 km/h
Lauf 2:	00:03.190 (7)	00:02.036 (12)	* (0)	* (0)	* (0)	DNF (0)	*
Lauf 3:	* (0)	* (0)	* (0)	* (0)	* (0)	DNS (0)	*
Lauf 4:	* (0)	* (0)	* (0)	* (0)	* (0)	DNS (0)	*

DNS = nicht gestartet | DNF = ausgefallen | DSQ = disqualifiziert



23. Int. ADAC Ibergrennen

16. - 17. Juni 2018

MC Heilbad Heiligenstadt e.V. im ADAC

37308 Heilbad Heiligenstadt

Strecke: L2022 in Richtung Kalteneber - Länge 2,050 km

Deutsche Automobil-Berg-Meisterschaft / DMSB Automobil-Berg-Cup
DMSB Berg-Team-Cup / KW Berg-Cup / NSU Bergpokal im KW Berg-Cup

DMSB

Reg. Nr. 26-2018

Rennen - Sektorzeiten & Speeds

	30m	30m-60m	Sektor 3	Sektor 4	Ziel-Speed	Laufzeit	Speed (Lauf)
716 BELZ Alfred		VW Käfer 1302		DEU			
Lauf 1:	00:02.866 (2)	00:01.646 (4)	00:46.566 (9)	00:29.730 (9)	133.47 km/h (7)	01:20.808 (9)	91.33 km/h
Lauf 2:	00:03.056 (3)	00:01.681 (5)	00:46.815 (8)	00:29.378 (8)	136.11 km/h (6)	01:20.930 (8)	91.19 km/h
Lauf 3:	00:02.989 (3)	00:01.730 (4)	00:47.494 (7)	00:29.882 (8)	135.95 km/h (6)	01:22.095 (7)	89.90 km/h
Lauf 4:	00:02.951 (2)	00:01.680 (5)	00:45.637 (6)	00:29.632 (7)	134.09 km/h (5)	01:19.900 (7)	92.37 km/h
717 HALL Richard Allan		Lotus Seven S1		DEU			
Lauf 1:	00:02.901 (3)	00:01.523 (2)	00:41.225 (4)	00:25.711 (2)	140.72 km/h (6)	01:11.360 (3)	103.42 km/h
Lauf 2:	00:02.892 (2)	00:01.536 (2)	00:42.434 (5)	00:26.404 (3)	140.42 km/h (5)	01:13.266 (4)	100.73 km/h
Lauf 3:	00:02.889 (2)	00:01.570 (2)	00:40.786 (2)	00:26.012 (3)	140.93 km/h (5)	01:11.257 (2)	103.57 km/h
Lauf 4:	00:02.961 (3)	00:01.587 (2)	00:41.222 (2)	00:25.683 (2)	139.63 km/h (4)	01:11.453 (2)	103.28 km/h
722 WETTER Hans-Jürgen		Mercedes Benz BERESA 280 E		DEU			
Lauf 1:	00:03.052 (5)	00:01.858 (8)	00:45.398 (7)	00:28.848 (8)	126.76 km/h (9)	01:19.156 (7)	93.23 km/h
Lauf 2:	00:03.076 (4)	00:01.849 (8)	00:46.314 (7)	00:28.816 (7)	125.90 km/h (8)	01:20.055 (7)	92.19 km/h
Lauf 3:	00:03.140 (4)	00:01.804 (6)	00:45.859 (5)	00:28.575 (7)	129.06 km/h (7)	01:19.378 (5)	92.97 km/h
Lauf 4:	00:02.978 (4)	00:01.854 (7)	00:46.057 (7)	00:28.653 (6)	128.22 km/h (6)	01:19.542 (6)	92.78 km/h
725 BERGHOFF Heinz		BMW 2000tii turbo touring		DEU			
Lauf 1:	00:03.535 (8)	00:01.656 (6)	00:40.635 (3)	00:26.476 (4)	155.30 km/h (2)	01:12.302 (4)	102.07 km/h
Lauf 2:	00:03.097 (6)	00:01.546 (3)	00:41.113 (3)	00:26.511 (4)	152.86 km/h (2)	01:12.267 (3)	102.12 km/h
Lauf 3:	00:03.162 (5)	00:01.575 (3)	00:40.915 (3)	00:26.595 (4)	152.74 km/h (2)	01:12.247 (3)	102.15 km/h
Lauf 4:	00:03.094 (5)	00:01.644 (3)	00:41.323 (3)	00:26.447 (3)	152.87 km/h (2)	01:12.508 (3)	101.78 km/h
750 LEWITZKI Stephan		Ginetta G20 CTC		DEU			
Lauf 1:	00:03.905 (13)	00:01.651 (5)	00:41.864 (5)	00:26.958 (5)	146.02 km/h (4)	01:14.378 (5)	99.22 km/h
Lauf 2:	00:03.640 (13)	00:01.656 (4)	00:41.988 (4)	00:26.799 (5)	147.63 km/h (3)	01:14.083 (5)	99.62 km/h
Lauf 3:	00:03.857 (11)	00:01.813 (7)	00:41.661 (4)	00:26.938 (5)	147.36 km/h (3)	01:14.269 (4)	99.37 km/h
Lauf 4:	00:03.697 (10)	00:01.667 (4)	00:42.077 (4)	00:27.075 (4)	147.37 km/h (3)	01:14.516 (4)	99.04 km/h
793 KRÖLL Volker		VW Polo 86c		DEU			
Lauf 1:	00:03.661 (12)	00:01.966 (12)	00:51.129 (12)	00:30.371 (11)	115.38 km/h (12)	01:27.127 (12)	84.70 km/h
Lauf 2:	00:03.584 (11)	00:01.971 (11)	00:50.967 (11)	00:29.914 (9)	111.14 km/h (11)	01:26.436 (11)	85.38 km/h
Lauf 3:	00:03.540 (9)	00:01.993 (10)	00:51.196 (10)	00:30.417 (9)	99.81 km/h (12)	01:27.146 (11)	84.69 km/h
Lauf 4:	00:03.526 (8)	00:01.988 (10)	00:51.103 (10)	00:30.327 (8)	98.88 km/h (11)	01:26.944 (10)	84.88 km/h
795 RUTH Manfred		Peugeot 205 SX		DEU			
Lauf 1:	00:03.568 (11)	00:02.138 (13)	00:56.004 (13)	00:35.193 (13)	101.74 km/h (13)	01:36.903 (13)	76.16 km/h
Lauf 2:	00:03.616 (12)	00:02.114 (13)	00:56.780 (12)	00:33.163 (12)	103.54 km/h (12)	01:35.673 (12)	77.14 km/h
Lauf 3:	00:03.626 (10)	00:02.106 (11)	00:58.291 (12)	00:34.901 (12)	108.74 km/h (11)	01:38.924 (12)	74.60 km/h
Lauf 4:	00:03.728 (11)	00:02.130 (11)	00:58.842 (11)	00:34.474 (11)	109.63 km/h (10)	01:39.174 (11)	74.41 km/h
797 ADRIO Holger		Opel Astra G OPC		DEU			
Lauf 1:	00:03.535 (8)	00:01.894 (11)	00:48.231 (10)	00:30.203 (10)	125.21 km/h (11)	01:23.863 (10)	88.00 km/h
Lauf 2:	00:03.243 (9)	00:01.857 (9)	00:48.734 (10)	00:31.043 (10)	113.06 km/h (10)	01:24.877 (9)	86.95 km/h
Lauf 3:	00:03.352 (8)	00:01.852 (8)	00:47.986 (8)	00:30.472 (10)	126.73 km/h (9)	01:23.662 (9)	88.21 km/h
Lauf 4:	00:03.229 (7)	00:01.826 (6)	00:48.162 (8)	00:30.791 (9)	126.17 km/h (8)	01:24.008 (8)	87.85 km/h

DNS = nicht gestartet | DNF = ausgefallen | DSQ = disqualifiziert



www.berg-zeitnahme.de

Seite: 16 / 17





23. Int. ADAC Ibergrennen

16. - 17. Juni 2018

MC Heilbad Heiligenstadt e.V. im ADAC

37308 Heilbad Heiligenstadt


Strecke: L2022 in Richtung Kalteneber - Länge 2,050 km

Deutsche Automobil-Berg-Meisterschaft / DMSB Automobil-Berg-Cup
DMSB Berg-Team-Cup / KW Berg-Cup / NSU Bergpokal im KW Berg-Cup

DMSB

Reg. Nr. 26-2018

Rennen - Sektorzeiten & Speeds

	30m	30m-60m	Sektor 3	Sektor 4	Ziel-Speed	Laufzeit	Speed (Lauf)
799 WOLF Michael		VW Scirocco I		DEU 			
Lauf 1:	00:03.282 (7)	00:01.869 (9)	00:49.766 (11)	00:31.531 (12)	126.63 km/h (10)	01:26.448 (11)	85.37 km/h
Lauf 2:	00:03.191 (8)	00:01.818 (7)	00:48.623 (9)	00:31.513 (11)	125.06 km/h (9)	01:25.145 (10)	86.68 km/h
Lauf 3:	00:03.175 (7)	00:01.955 (9)	00:49.125 (9)	00:31.285 (11)	125.44 km/h (10)	01:25.540 (10)	86.28 km/h
Lauf 4:	00:03.170 (6)	00:01.906 (9)	00:49.948 (9)	00:31.492 (10)	126.25 km/h (7)	01:26.516 (9)	85.30 km/h

DNS = nicht gestartet | DNF = ausgefallen | DSQ = disqualifiziert



Rene Trautvetter (RL)
17.06.2018 - 16:40

Thomas Stoll (Zeitnahme)
Seite: 17 / 17

