



Int. 37. ADAC Bergrennen Mickhausen (DEU)

29. September - 1. Oktober 2017 in Mickhausen/Münster

Veranstalter: ASC Bobingen e.V. im ADAC

Kreisstr. A16 Mickhausen-Münster nach Birkach - Länge 2,2 km

FIA International Hill Climb Cup / DMSB Automobil-Berg-Cup

Deutsche Automobil-Berg-Meisterschaft / DMSB-Berg-Team-Cup

KW Berg-Cup / NSU-Bergpokal im KW Berg-Cup



FIA-Reg. 11IHCC10.07.2017



Reg. Nr. 209 u. 210/2017

Sektorzeiten & Speeds - Gesamt

Gruppe G (DMSB) LG7-LG5 - Klasse 1

Rg.	Nr.	Sektor 1 (25m)	Sektor 2 (25-80m)	Sektor 3	Speed Trap	Sektor 4	Sektor 5	Laufzeit	(Strf.)	Speed (Lauf)
1	700	FAULHABER Sophia	BMW 316i compact		DEU					
		Lauf 1: 00:02.779	00:03.312	00:18.213	108,08 km/h	00:18.132	00:43.611	01:26.047		92,04 km/h
		Lauf 2: 00:02.788	00:03.248	00:17.857	108,75 km/h	00:16.515	00:40.642	01:21.050		97,72 km/h
		Lauf 3: 00:02.737	00:03.255	00:18.003	107,64 km/h	00:16.060	00:39.928	01:19.983		99,02 km/h

Gruppe G (DMSB) LG2-LG1 - Klasse 3

Gruppe N, R1, CTC/CGT bis 1600 cm³ - Klasse 5

Rg.	Nr.	Sektor 1 (25m)	Sektor 2 (25-80m)	Sektor 3	Speed Trap	Sektor 4	Sektor 5	Laufzeit	(Strf.)	Speed (Lauf)
1	680	LIMMER Armin	Alfa Romeo Giulia S		DEU					
		Lauf 1: 00:03.070	00:03.661	00:20.643	*	00:19.634	00:47.010	01:34.018		84,24 km/h
		Lauf 2: 00:03.026	00:03.618	00:19.956	101,95 km/h	00:18.411	00:44.399	01:29.410		88,58 km/h
		Lauf 3: 00:02.986	00:03.618	00:19.980	100,82 km/h	00:18.201	00:44.502	01:29.287		88,70 km/h

Gruppe N, R1, CTC/CGT bis 2000 cm³ - Klasse 6

Rg.	Nr.	Sektor 1 (25m)	Sektor 2 (25-80m)	Sektor 3	Speed Trap	Sektor 4	Sektor 5	Laufzeit	(Strf.)	Speed (Lauf)
1	668	FORSTER Josef	Peugeot 306 S16		DEU					
		Lauf 1: 00:02.539	00:02.773	00:14.956	*	00:15.921	00:36.880	01:13.069		108,39 km/h
		Lauf 2: 00:02.531	00:02.746	00:14.444	142,60 km/h	00:14.654	00:35.614	01:09.989		113,16 km/h
		Lauf 3: 00:02.527	00:02.731	00:14.451	138,69 km/h	00:14.429	00:35.445	01:09.583		113,82 km/h
2	669	SCHMITZ Herbert	Opel Astra GSi		DEU					
		Lauf 1: 00:02.580	00:02.710	00:14.364	*	00:15.066	00:36.173	01:10.893		111,72 km/h
		Lauf 2: 00:02.674	00:02.788	00:14.126	149,81 km/h	00:14.553	00:35.655	01:09.796		113,47 km/h
		Lauf 3: 00:02.675	00:02.804	00:14.379	148,70 km/h	00:14.372	00:35.425	01:09.655		113,70 km/h
3	667	BICCIATO Rudi	Honda Civic		ITA					
		Lauf 1: 00:02.703	00:02.900	00:16.310	*	00:16.837	00:39.332	01:18.082		101,43 km/h
		Lauf 2: 00:02.705	00:03.050	00:15.257	133,15 km/h	00:16.138	00:37.013	01:14.163		106,79 km/h
		Lauf 3: 00:02.647	00:02.960	00:15.158	139,23 km/h	00:14.863	00:36.335	01:11.963		110,06 km/h

Gruppe N, R1, CTC/CGT über 2000 cm³ - Klasse 7

Rg.	Nr.	Sektor 1 (25m)	Sektor 2 (25-80m)	Sektor 3	Speed Trap	Sektor 4	Sektor 5	Laufzeit	(Strf.)	Speed (Lauf)
1	660	PEDRONI Gabriella	Mitsubishi Lancer EVO 9		ITA					
		Lauf 1: 00:02.228	00:02.607	00:13.607	134,83 km/h	00:15.839	00:37.336	01:11.617		110,59 km/h
		Lauf 2: 00:02.144	00:02.414	00:12.838	159,07 km/h	00:14.792	00:34.798	01:06.986		118,23 km/h
		Lauf 3: 00:02.111	00:02.471	00:12.885	153,08 km/h	00:14.451	00:34.457	01:06.375		119,32 km/h
2	661	NADALINI Stefano	Mitsubishi Lancer EVO 9		ITA					
		Lauf 1: 00:02.632	00:01.409	00:16.806	*	00:16.951	00:41.699	01:19.497		99,63 km/h
		Lauf 2: 00:02.264	00:02.584	00:13.651	139,23 km/h	00:16.259	00:37.465	01:12.223		109,66 km/h
		Lauf 3: *	*	*	*	*	*	DNS		*



ADAC Südbayern e.V.

www.berg-zeitnahme.de

Seite: 1 von 18



Int. 37. ADAC Bergrennen Mickhausen (DEU)

29. September - 1. Oktober 2017 in Mickhausen/Münster

Veranstalter: ASC Bobingen e.V. im ADAC

Kreisstr. A16 Mickhausen-Münster nach Birkach - Länge 2,2 km

FIA International Hill Climb Cup / DMSB Automobil-Berg-Cup

Deutsche Automobil-Berg-Meisterschaft / DMSB-Berg-Team-Cup

KW Berg-Cup / NSU-Bergpokal im KW Berg-Cup



FIA-Reg. 11IHCC10.07.2017



Reg. Nr. 209 u. 210/2017

Sektorzeiten & Speeds - Gesamt

Gruppe A, R2, R3, F, CTC/CGT bis 1400 cm³ - Klasse 12

Rg.	Nr.	Sektor 1 (25m)	Sektor 2 (25-80m)	Sektor 3	Speed Trap	Sektor 4	Sektor 5	Laufzeit	(Strf.)	Speed (Lauf)
1	650	MASLONKA Robert		VW Polo 86c	DEU					
		Lauf 1:	00:02.635	00:03.077	00:15.860	*	00:15.501	00:37.917	01:14.990	105,61 km/h
		Lauf 2:	00:02.609	00:03.028	00:15.553	128,93 km/h	00:14.770	00:36.322	01:12.282	109,57 km/h
		Lauf 3:	00:02.575	00:03.003	00:15.739	127,79 km/h	00:14.551	00:36.153	01:12.021	109,97 km/h

Gruppe A, R2, R3, F, CTC/CGT bis 1600 cm³ - Klasse 13

Rg.	Nr.	Sektor 1 (25m)	Sektor 2 (25-80m)	Sektor 3	Speed Trap	Sektor 4	Sektor 5	Laufzeit	(Strf.)	Speed (Lauf)
1	640	ZEITZ Ulrich		Citroën C2 GT	DEU					
		Lauf 1:	00:02.568	00:02.820	00:15.584	*	00:16.438	00:38.917	01:16.327	103,76 km/h
		Lauf 2:	00:02.541	00:02.874	*	*	*	DNF		*
		Lauf 3:	*	*	*	*	*	DNS		*
2	642	BOCH Heinz-Peter		Honda Civic	DEU					
		Lauf 1:	00:02.729	00:03.033	00:16.869	*	00:16.516	00:41.122	01:20.269	98,67 km/h
		Lauf 2:	00:02.674	00:02.956	00:16.177	130,73 km/h	00:16.381	00:39.419	01:17.607	102,05 km/h
		Lauf 3:	00:02.570	00:02.941	00:16.431	128,38 km/h	00:16.392	00:42.105	01:20.439	98,46 km/h

Gruppe A, R2, R3, F, CTC/CGT bis 2000 cm³ - Klasse 14

Rg.	Nr.	Sektor 1 (25m)	Sektor 2 (25-80m)	Sektor 3	Speed Trap	Sektor 4	Sektor 5	Laufzeit	(Strf.)	Speed (Lauf)
1	620	NEU Kai		Ford Focus ST 170	DEU					
		Lauf 1:	00:02.651	00:02.491	00:13.274	*	00:15.293	00:35.129	01:08.838	115,05 km/h
		Lauf 2:	00:02.665	00:02.459	*	*	00:33.745	01:06.292		119,47 km/h
		Lauf 3:	00:02.525	00:02.399	00:13.082	163,37 km/h	00:13.740	00:33.013	01:04.759	122,30 km/h
2	623	WOLK Alexander		VW Golf 3 16V	DEU					
		Lauf 1:	00:02.623	00:02.537	00:14.409	*	00:15.179	00:34.909	01:09.657	113,70 km/h
		Lauf 2:	00:02.534	00:02.532	*	*	00:33.633	01:06.242		119,56 km/h
		Lauf 3:	00:02.562	00:02.528	00:13.724	154,60 km/h	00:13.871	00:33.756	01:06.441	119,20 km/h
3	626	GASSER Markus		VW Golf GTI	ITA					
		Lauf 1:	00:02.690	00:02.552	00:14.005	*	00:14.938	00:36.119	01:10.304	112,65 km/h
		Lauf 2:	00:02.566	00:02.520	*	*	00:34.854	01:07.927		116,60 km/h
		Lauf 3:	00:02.462	00:02.521	00:13.569	154,93 km/h	00:13.808	00:34.073	01:06.433	119,22 km/h
4	627	WEBER Eugen		Honda S2000	DEU					
		Lauf 1:	00:02.445	00:02.554	00:14.172	*	00:14.787	00:36.926	01:10.884	111,73 km/h
		Lauf 2:	00:02.403	00:02.529	*	*	00:35.507	01:08.557		115,52 km/h
		Lauf 3:	00:02.442	00:02.543	00:13.820	155,62 km/h	00:14.097	00:35.037	01:07.939	116,57 km/h
5	629	KRAUS Martin		VW Polo	DEU					
		Lauf 1:	00:02.548	00:02.616	00:14.741	*	00:17.268	00:39.691	01:16.864	103,04 km/h
		Lauf 2:	00:02.466	00:02.622	00:14.315	146,91 km/h	00:15.180	00:36.469	01:11.052	111,47 km/h
		Lauf 3:	00:02.512	00:02.629	00:14.090	146,82 km/h	00:14.114	00:34.793	01:08.138	116,23 km/h
6	628	BODNER Christian		BMW 320iS	DEU					
		Lauf 1:	00:02.573	00:02.720	00:14.425	*	00:14.522	00:36.051	01:10.291	112,67 km/h
		Lauf 2:	00:02.538	00:02.642	*	*	00:35.094	01:08.754		115,19 km/h
		Lauf 3:	00:02.570	00:02.663	00:14.069	150,86 km/h	00:14.074	00:35.073	01:08.449	115,71 km/h



ADAC Südbayern e.V.

www.berg-zeitnahme.de

Seite: 2 von 18



Int. 37. ADAC Bergrennen Mickhausen (DEU)

29. September - 1. Oktober 2017 in Mickhausen/Münster

Veranstalter: ASC Bobingen e.V. im ADAC

Kreisstr. A16 Mickhausen-Münster nach Birkach - Länge 2,2 km

FIA International Hill Climb Cup / DMSB Automobil-Berg-Cup

Deutsche Automobil-Berg-Meisterschaft / DMSB-Berg-Team-Cup

KW Berg-Cup / NSU-Bergpokal im KW Berg-Cup



FIA-Reg. 11IHCC10.07.2017



Reg. Nr. 209 u. 210/2017



Sektorzeiten & Speeds - Gesamt

Rg.	Nr.	Sektor 1 (25m)	Sektor 2 (25-80m)	Sektor 3	Speed Trap	Sektor 4	Sektor 5	Laufzeit	(Strf.)	Speed (Lauf)
7	622	ZUFALL Erik	Opel Astra F		DEU					
		Lauf 1: 00:02.664	00:02.764	00:14.842	*	00:15.634	00:35.775	01:11.679		110,49 km/h
		Lauf 2: 00:02.739	00:02.808	*	*	*	00:35.240	01:09.803		113,46 km/h
		Lauf 3: 00:02.724	00:02.818	00:14.348	141,46 km/h	00:14.481	00:35.803	01:10.174		112,86 km/h
8	631	RIED Matthias	Opel Manta B		DEU					
		Lauf 1: 00:02.757	00:02.957	00:15.693	130,93 km/h	00:16.211	00:39.340	01:16.958		102,91 km/h
		Lauf 2: 00:02.685	00:02.840	*	*	*	00:36.546	01:12.435		109,34 km/h
		Lauf 3: 00:02.519	00:02.794	00:15.106	134,83 km/h	00:14.321	00:35.504	01:10.244		112,75 km/h
9	619	HEß Mario	Opel Astra F GSi 16V		DEU					
		Lauf 1: 00:02.642	00:02.828	00:14.936	*	00:15.232	00:37.151	01:12.789		108,81 km/h
		Lauf 2: 00:02.615	00:02.752	*	*	*	00:36.436	01:10.996		111,56 km/h
		Lauf 3: 00:02.536	00:02.772	00:14.700	144,05 km/h	00:15.036	00:36.669	01:11.713		110,44 km/h
10	625	SCHWEGLER Marc	Renault Clio 3 RS		DEU					
		Lauf 1: 00:02.577	00:02.947	00:15.844	*	00:16.699	00:40.172	01:18.239		101,23 km/h
		Lauf 2: 00:02.558	00:02.867	*	*	*	00:37.852	01:13.950		107,10 km/h
		Lauf 3: 00:02.510	00:02.807	00:15.163	135,67 km/h	00:15.340	00:37.425	01:13.245		108,13 km/h
11	630	SOBEK Thomas	Opel Astra OPC		DEU					
		Lauf 1: 00:02.548	00:02.843	00:15.315	*	00:16.545	00:40.548	01:17.799		101,80 km/h
		Lauf 2: 00:02.833	00:02.935	*	*	*	00:39.486	01:16.235		103,89 km/h
		Lauf 3: 00:02.579	00:02.820	00:15.086	130,15 km/h	00:16.271	00:40.219	01:16.975		102,89 km/h
12	624	STOLL Volker	Peugeot 306 S16		DEU					
		Lauf 1: 00:02.617	00:03.004	00:15.613	*	00:17.351	00:41.807	01:20.392		98,52 km/h
		Lauf 2: 00:02.462	00:02.866	*	*	*	00:39.734	01:17.785		101,82 km/h
		Lauf 3: 00:02.691	00:02.807	00:15.814	120,33 km/h	00:16.298	00:38.789	01:16.399		103,67 km/h

Gruppe A, R2, R3, F, CTC/CGT über 2000 cm³ - Klasse 15

Rg.	Nr.	Sektor 1 (25m)	Sektor 2 (25-80m)	Sektor 3	Speed Trap	Sektor 4	Sektor 5	Laufzeit	(Strf.)	Speed (Lauf)
1	609	TAUS Reinhold	Subaru Impreza WRX STI		AUT					
		Lauf 1: 00:02.043	00:02.315	00:12.818	*	00:14.509	00:34.430	01:06.115		119,79 km/h
		Lauf 2: 00:01.911	00:02.241	*	*	*	00:32.317	01:02.978		125,76 km/h
		Lauf 3: 00:01.900	00:02.196	00:12.443	163,48 km/h	00:13.363	00:32.630	01:02.532		126,66 km/h
2	602	UENZEN Nikolas	BMW NHM M3		DEU					
		Lauf 1: 00:02.444	00:02.520	00:13.445	165,12 km/h	00:14.093	00:33.263	01:05.765		120,43 km/h
		Lauf 2: 00:02.437	00:02.566	*	*	*	00:32.452	01:04.385		123,01 km/h
		Lauf 3: 00:02.457	00:02.569	00:13.105	165,18 km/h	00:13.310	00:32.095	01:03.536		124,65 km/h
3	601	WANEK Roland	Mitsubishi Lancer EVO 9		DEU					
		Lauf 1: 00:02.160	00:02.454	00:12.939	161,13 km/h	00:14.738	00:34.358	01:06.649		118,83 km/h
		Lauf 2: 00:01.999	00:02.355	*	*	*	00:33.325	01:04.356		123,07 km/h
		Lauf 3: 00:02.019	00:02.329	00:12.597	174,65 km/h	00:13.667	00:32.997	01:03.609		124,51 km/h
4	603	KREIM Achim	Mitsubishi EVO 8		DEU					
		Lauf 1: 00:02.265	00:02.547	00:13.384	142,69 km/h	00:15.438	00:35.840	01:09.474		114,00 km/h
		Lauf 2: 00:02.200	00:02.408	*	*	*	00:34.056	01:05.651		120,64 km/h
		Lauf 3: 00:02.062	00:02.360	00:11.431	*	00:15.378	00:34.066	01:05.297		121,29 km/h



Int. 37. ADAC Bergrennen Mickhausen (DEU)

29. September - 1. Oktober 2017 in Mickhausen/Münster

Veranstalter: ASC Bobingen e.V. im ADAC

Kreisstr. A16 Mickhausen-Münster nach Birkach - Länge 2,2 km

FIA International Hill Climb Cup / DMSB Automobil-Berg-Cup

Deutsche Automobil-Berg-Meisterschaft / DMSB-Berg-Team-Cup

KW Berg-Cup / NSU-Bergpokal im KW Berg-Cup



FIA-Reg. 11IHCC10.07.2017



Reg. Nr. 209 u. 210/2017



Sektorzeiten & Speeds - Gesamt

Rg.	Nr.	Sektor 1 (25m)	Sektor 2 (25-80m)	Sektor 3	Speed Trap	Sektor 4	Sektor 5	Laufzeit	(Strf.)	Speed (Lauf)
5	607	UENZEN Hendrik		BMW 325i Special E36 NHM	DEU					
		Lauf 1:	00:02.482	00:02.644	00:14.546	*	00:14.810	00:35.627	01:10.109	112,97 km/h
		Lauf 2:	00:02.522	00:02.628	*	*	*	00:34.553	01:08.135	116,24 km/h
		Lauf 3:	00:02.419	00:02.574	00:14.105	149,32 km/h	00:13.811	00:34.147	01:07.056	118,11 km/h
6	605	ALTENHOFEN Ralf		Ford Focus RS	DEU					
		Lauf 1:	00:02.161	00:02.494	00:14.492	139,48 km/h	00:15.878	00:38.627	01:13.652	107,53 km/h
		Lauf 2:	00:02.144	00:02.457	*	*	*	00:37.669	01:11.364	110,98 km/h
		Lauf 3:	00:02.082	00:02.467	00:13.887	157,86 km/h	00:14.575	00:36.814	01:09.825	113,43 km/h
7	612	STEINBRENNER Jonas		BMW 323i	DEU					
		Lauf 1:	00:02.683	00:02.588	00:14.948	*	00:16.489	00:38.473	01:15.181	105,35 km/h
		Lauf 2:	00:02.652	00:02.623	*	*	*	00:35.846	01:11.162	111,30 km/h
		Lauf 3:	00:02.590	00:02.606	00:14.698	154,64 km/h	00:14.994	00:35.909	01:10.797	111,87 km/h
8	604	BESTLE Guido		Renault Alpine V6 Gt Turbo	DEU					
		Lauf 1:	00:02.524	00:02.862	00:15.364	144,16 km/h	00:16.096	00:38.078	01:14.924	105,71 km/h
		Lauf 2:	00:02.323	00:02.715	*	*	*	00:37.335	01:14.150	106,81 km/h
		Lauf 3:	00:02.302	00:02.791	00:14.895	145,56 km/h	00:14.815	00:36.143	01:10.946	111,63 km/h
9	608	WEDEKINK Frank		Mitsubishi EVO 9 GT	DEU					
		Lauf 1:	00:03.033	00:02.860	00:15.348	*	00:16.699	00:39.832	01:17.772	101,84 km/h
		Lauf 2:	00:02.922	00:03.195	*	*	*	00:37.291	01:13.875	107,21 km/h
		Lauf 3:	*	*	*	*	*	DNS		*
10	611	EHRMANN Pascal		Peugeot 207 RC	DEU					
		Lauf 1:	00:02.689	00:03.146	00:16.257	*	00:17.959	00:43.082	01:23.133	95,27 km/h
		Lauf 2:	00:02.656	00:02.964	*	*	*	00:39.938	01:18.331	101,11 km/h
		Lauf 3:	00:02.703	00:02.954	00:15.672	136,39 km/h	00:15.832	00:38.989	01:16.150	104,00 km/h

Gruppe E1-FIA, E1-Berg, H, FS NSU Bergpokal - Klasse 16

Rg.	Nr.	Sektor 1 (25m)	Sektor 2 (25-80m)	Sektor 3	Speed Trap	Sektor 4	Sektor 5	Laufzeit	(Strf.)	Speed (Lauf)
1	516	HÖBER Jörg		NSU TT	DEU					
		Lauf 1:	00:02.319	00:02.620	00:15.444	138,10 km/h	00:15.190	00:36.617	01:12.190	109,71 km/h
		Lauf 2:	00:02.347	00:02.661	*	*	*	00:35.389	01:09.325	114,25 km/h
		Lauf 3:	00:02.523	00:02.694	00:14.324	138,19 km/h	00:13.996	00:34.891	01:08.428	115,74 km/h
2	519	DAVIDOVIC Jörg		NSU TT	DEU					
		Lauf 1:	00:02.542	00:02.599	00:14.742	141,65 km/h	00:15.289	00:36.844	01:12.016	109,98 km/h
		Lauf 2:	00:02.498	00:02.577	*	*	*	00:35.783	01:09.455	114,03 km/h
		Lauf 3:	00:02.549	00:02.590	00:14.505	141,11 km/h	00:13.982	00:35.181	01:08.807	115,11 km/h
3	515	SCHINDLER Uwe		NSU TT KWR	DEU					
		Lauf 1:	00:02.465	00:02.707	00:15.357	135,70 km/h	00:15.891	00:38.300	01:14.720	106,00 km/h
		Lauf 2:	00:02.494	00:02.719	*	*	*	00:36.285	01:11.217	111,21 km/h
		Lauf 3:	00:02.385	00:02.764	00:15.104	134,82 km/h	00:14.402	00:37.384	01:12.039	109,94 km/h
4	522	KRYSTOFIAK Thomas		NSU 1200c KWR	DEU					
		Lauf 1:	00:02.499	00:02.732	00:15.089	138,09 km/h	00:15.445	00:37.639	01:13.404	107,90 km/h
		Lauf 2:	00:02.513	00:02.726	*	*	*	00:36.383	01:11.515	110,75 km/h
		Lauf 3:	00:02.480	00:02.689	00:14.673	138,78 km/h	00:15.725	00:36.904	01:12.471	109,29 km/h



ADAC Südbayern e.V.

www.berg-zeitnahme.de

Seite: 4 von 18



Int. 37. ADAC Bergrennen Mickhausen (DEU)

29. September - 1. Oktober 2017 in Mickhausen/Münster

Veranstalter: ASC Bobingen e.V. im ADAC

Kreisstr. A16 Mickhausen-Münster nach Birkach - Länge 2,2 km

FIA International Hill Climb Cup / DMSB Automobil-Berg-Cup

Deutsche Automobil-Berg-Meisterschaft / DMSB-Berg-Team-Cup

KW Berg-Cup / NSU-Bergpokal im KW Berg-Cup



FIA-Reg. 11IHCC10.07.2017



Reg. Nr. 209 u. 210/2017

Sektorzeiten & Speeds - Gesamt

Rg.	Nr.	Sektor 1 (25m)	Sektor 2 (25-80m)	Sektor 3	Speed Trap	Sektor 4	Sektor 5	Laufzeit	(Strf.)	Speed (Lauf)
5	517	VOGEL Michael		NSU TT Davidovic	DEU					
		Lauf 1:	00:02.447	00:02.779	00:15.850	129,69 km/h	00:16.826	00:41.674	01:19.576	99,53 km/h
		Lauf 2:	00:02.406	00:02.753	*	*	*	00:38.157	01:14.116	106,86 km/h
		Lauf 3:	00:02.477	00:02.785	00:15.526	132,12 km/h	00:15.167	00:38.179	01:14.134	106,83 km/h
6	513	SCHWALBE Wolfgang		NSU TT	DEU					
		Lauf 1:	00:02.459	00:02.826	00:15.559	134,33 km/h	00:16.485	00:40.293	01:17.622	102,03 km/h
		Lauf 2:	00:02.426	00:02.885	*	*	*	00:39.054	01:15.425	105,00 km/h
		Lauf 3:	00:02.297	00:02.795	00:15.382	133,96 km/h	00:15.651	00:39.657	01:15.782	104,51 km/h
7	502	RABUS Leonhard		NSU-TT	DEU					
		Lauf 1:	00:02.754	00:03.091	00:16.529	129,22 km/h	00:17.086	00:41.755	01:21.215	97,52 km/h
		Lauf 2:	00:02.375	00:02.826	00:16.040	130,04 km/h	00:16.521	00:39.412	01:17.174	102,62 km/h
		Lauf 3:	00:02.465	00:02.894	00:16.204	130,23 km/h	00:15.778	00:38.698	01:16.039	104,16 km/h
8	503	ANGELBERGER Volker		NSU TT	DEU					
		Lauf 1:	00:02.697	00:02.976	00:16.315	117,90 km/h	00:18.167	00:43.654	01:23.809	94,50 km/h
		Lauf 2:	00:02.502	00:02.972	*	*	*	00:39.499	01:17.162	102,64 km/h
		Lauf 3:	00:02.582	00:02.955	00:15.736	128,90 km/h	00:16.366	00:39.389	01:17.028	102,82 km/h
9	504	SZOTT Roman		NSU TT	DEU					
		Lauf 1:	00:02.424	00:02.956	00:16.191	125,52 km/h	00:17.949	00:43.665	01:23.185	95,21 km/h
		Lauf 2:	00:02.450	00:02.906	*	*	*	00:41.683	01:19.799	99,25 km/h
		Lauf 3:	00:02.442	00:02.869	00:15.693	131,84 km/h	00:16.904	00:41.432	01:19.340	99,82 km/h

Gruppe E1-FIA, E1-Berg, H, FS bis 1150 cm³ - Klasse 17

Rg.	Nr.	Sektor 1 (25m)	Sektor 2 (25-80m)	Sektor 3	Speed Trap	Sektor 4	Sektor 5	Laufzeit	(Strf.)	Speed (Lauf)
1	441	HEßBERGER Jürgen		Fiat 127 Sport Martini Racing	DEU					
		Lauf 1:	00:02.626	00:02.745	00:14.717	145,57 km/h	00:14.483	00:34.868	01:09.439	114,06 km/h
		Lauf 2:	00:02.475	00:02.630	00:14.461	140,52 km/h	00:13.673	00:33.295	01:06.534	119,04 km/h
		Lauf 3:	00:02.533	00:02.782	00:14.795	139,91 km/h	00:13.491	00:33.731	01:07.332	117,63 km/h
2	444	STEGMANN Tobias		Schneider Audi 50 8V	DEU					
		Lauf 1:	00:02.505	00:02.686	00:15.392	136,28 km/h	00:16.179	00:37.678	01:14.440	106,40 km/h
		Lauf 2:	00:02.494	00:02.608	00:14.628	140,18 km/h	00:14.349	00:34.278	01:08.357	115,86 km/h
		Lauf 3:	00:02.523	00:02.637	00:14.548	140,58 km/h	00:14.221	00:34.160	01:08.089	116,32 km/h
3	446	HOFMANN Steffen		NSU RPM 16 V	DEU					
		Lauf 1:	00:02.680	00:02.672	00:14.838	139,67 km/h	00:14.534	00:36.112	01:10.836	111,81 km/h
		Lauf 2:	00:02.750	00:02.681	00:14.356	141,00 km/h	00:14.202	00:34.634	01:08.623	115,41 km/h
		Lauf 3:	00:02.438	00:02.601	00:14.431	140,03 km/h	00:14.224	00:34.647	01:08.341	115,89 km/h
4	448	DEUTSCH Bernd		Schneider Audi 50	DEU					
		Lauf 1:	00:02.640	00:02.761	00:14.694	141,06 km/h	00:15.075	00:37.509	01:12.679	108,97 km/h
		Lauf 2:	00:02.572	00:02.725	00:14.432	142,16 km/h	00:14.536	00:35.440	01:09.705	113,62 km/h
		Lauf 3:	*	*	*	*	*	DNS		*
5	445	VOIGT Walter		VW Polo	DEU					
		Lauf 1:	00:02.687	00:02.700	00:14.731	126,54 km/h	00:15.803	00:37.191	01:13.112	108,33 km/h
		Lauf 2:	00:02.520	00:02.525	00:14.352	137,80 km/h	00:14.783	00:36.525	01:10.705	112,01 km/h
		Lauf 3:	00:02.495	00:02.565	00:14.467	137,10 km/h	00:14.654	00:35.999	01:10.180	112,85 km/h



Int. 37. ADAC Bergrennen Mickhausen (DEU)

29. September - 1. Oktober 2017 in Mickhausen/Münster

Veranstalter: ASC Bobingen e.V. im ADAC

Kreisstr. A16 Mickhausen-Münster nach Birkach - Länge 2,2 km

FIA International Hill Climb Cup / DMSB Automobil-Berg-Cup

Deutsche Automobil-Berg-Meisterschaft / DMSB-Berg-Team-Cup

KW Berg-Cup / NSU-Bergpokal im KW Berg-Cup



FIA-Reg. 11IHCC10.07.2017



Reg. Nr. 209 u. 210/2017

Sektorzeiten & Speeds - Gesamt

Rg.	Nr.	Sektor 1 (25m)	Sektor 2 (25-80m)	Sektor 3	Speed Trap	Sektor 4	Sektor 5	Laufzeit	(Strf.)	Speed (Lauf)
6	442	EBERLE Jörg		Fiat 127 Super	DEU					
		Lauf 1:	00:02.650	00:02.785	00:15.142	135,42 km/h	00:14.815	00:37.006	01:12.398	109,39 km/h
		Lauf 2:	00:02.610	00:02.746	00:14.703	136,97 km/h	00:14.640	00:35.971	01:10.670	112,07 km/h
		Lauf 3:	00:02.503	00:02.748	00:14.657	137,27 km/h	00:14.741	00:35.674	01:10.323	112,62 km/h
7	443	RAUCH Rolf		Fiat 128 Rally	DEU					
		Lauf 1:	00:02.506	00:02.888	00:15.925	127,37 km/h	00:17.033	00:40.248	01:18.600	100,76 km/h
		Lauf 2:	00:02.491	00:02.881	00:16.401	124,07 km/h	00:15.073	00:37.151	01:13.997	107,03 km/h
		Lauf 3:	00:02.552	00:02.865	00:15.749	127,27 km/h	00:14.701	00:36.723	01:12.590	109,10 km/h
8	449	WERNER Markus		Ford Fiesta Mk1	DEU					
		Lauf 1:	00:02.792	00:03.326	00:17.918	120,69 km/h	00:17.465	00:41.100	01:22.601	95,88 km/h
		Lauf 2:	00:02.799	00:03.073	00:16.550	121,54 km/h	00:16.478	00:38.957	01:17.857	101,72 km/h
		Lauf 3:	00:02.757	00:03.002	00:16.107	124,40 km/h	00:16.131	00:37.915	01:15.912	104,33 km/h
9	450	EICHHOLZ Mike		Fiat Cinquecento 8V	DEU					
		Lauf 1:	00:02.856	00:03.001	00:16.514	122,80 km/h	00:16.998	00:40.926	01:20.295	98,64 km/h
		Lauf 2:	00:02.751	00:02.891	00:16.173	125,40 km/h	00:16.324	00:39.781	01:17.920	101,64 km/h
		Lauf 3:	00:02.727	00:02.843	00:15.814	126,05 km/h	00:15.860	00:39.625	01:16.869	103,03 km/h
10	451	MAGDALONE Giovanni		Fiat 500 Sabatelli	ITA					
		Lauf 1:	00:02.615	00:03.061	00:17.018	121,19 km/h	00:17.574	00:42.499	01:22.767	95,69 km/h
		Lauf 2:	00:02.659	00:02.936	00:16.293	125,02 km/h	00:16.368	00:40.484	01:18.740	100,58 km/h
		Lauf 3:	00:02.593	00:02.883	00:16.343	125,15 km/h	00:15.961	00:39.508	01:17.288	102,47 km/h
11	452	ALFANO Fausto		Fiat 126 Aragona	ITA					
		Lauf 1:	00:02.688	00:03.165	00:17.981	115,02 km/h	00:17.077	00:42.618	01:23.529	94,82 km/h
		Lauf 2:	00:02.642	00:03.115	00:17.332	110,13 km/h	00:17.865	00:42.207	01:23.161	95,24 km/h
		Lauf 3:	00:02.629	00:03.139	00:17.070	114,72 km/h	00:16.669	00:41.266	01:20.773	98,05 km/h
12	453	PEZZULLO Aldo		Fiat 126 Aragona	ITA					
		Lauf 1:	00:03.545	00:03.635	00:18.316	105,22 km/h	00:18.851	00:46.706	01:31.053	86,98 km/h
		Lauf 2:	00:03.441	00:03.540	00:17.586	109,63 km/h	00:17.102	00:42.189	01:23.858	94,45 km/h
		Lauf 3:	00:03.278	00:03.297	00:17.467	109,03 km/h	00:17.205	00:42.793	01:24.040	94,24 km/h

Gruppe E1-FIA, E1-Berg, H, FS bis 1400 cm³ - Klasse 18

Rg.	Nr.	Sektor 1 (25m)	Sektor 2 (25-80m)	Sektor 3	Speed Trap	Sektor 4	Sektor 5	Laufzeit	(Strf.)	Speed (Lauf)
1	399	EBENHÖH Armin		VW Scirocco	DEU					
		Lauf 1:	00:02.493	00:02.487	00:12.817	161,95 km/h	00:13.631	00:31.897	01:03.325	125,07 km/h
		Lauf 2:	00:02.508	00:02.384	00:12.636	170,57 km/h	00:12.864	00:30.653	01:01.045	129,74 km/h
		Lauf 3:	00:02.457	00:02.439	00:12.607	170,87 km/h	00:12.665	00:30.741	01:00.909	130,03 km/h
2	405	MOSER Gerhard		VW Polo	DEU					
		Lauf 1:	00:02.458	00:02.480	00:13.125	162,73 km/h	00:13.582	00:32.288	01:03.933	123,88 km/h
		Lauf 2:	00:02.451	00:02.407	00:13.049	162,71 km/h	00:13.213	00:31.975	01:03.095	125,53 km/h
		Lauf 3:	00:02.475	00:02.403	00:12.937	163,30 km/h	00:12.994	00:31.851	01:02.660	126,40 km/h
3	400	WEIßDORN Franz		VW Polo 1	DEU					
		Lauf 1:	00:02.384	00:02.413	00:13.085	160,61 km/h	00:14.069	00:33.555	01:05.506	120,90 km/h
		Lauf 2:	00:02.415	00:02.429	00:12.815	161,90 km/h	00:13.321	00:32.826	01:03.806	124,13 km/h
		Lauf 3:	00:02.351	00:02.394	00:12.819	162,80 km/h	00:13.249	00:32.229	01:03.042	125,63 km/h



Int. 37. ADAC Bergrennen Mickhausen (DEU)

29. September - 1. Oktober 2017 in Mickhausen/Münster

Veranstalter: ASC Bobingen e.V. im ADAC

Kreisstr. A16 Mickhausen-Münster nach Birkach - Länge 2,2 km

FIA International Hill Climb Cup / DMSB Automobil-Berg-Cup

Deutsche Automobil-Berg-Meisterschaft / DMSB-Berg-Team-Cup

KW Berg-Cup / NSU-Bergpokal im KW Berg-Cup



FIA-Reg. 11IHCC10.07.2017



Reg. Nr. 209 u. 210/2017

Sektorzeiten & Speeds - Gesamt

Rg.	Nr.	Sektor 1 (25m)	Sektor 2 (25-80m)	Sektor 3	Speed Trap	Sektor 4	Sektor 5	Laufzeit	(Strf.)	Speed (Lauf)
4	402	DUSCHER Frank		VW Polo 1 8V	DEU					
		Lauf 1:	00:02.462	00:02.490	00:13.843	150,14 km/h	00:13.531	00:33.471	01:05.797	120,37 km/h
		Lauf 2:	00:02.479	00:02.501	00:13.571	153,29 km/h	00:13.084	00:32.580	01:04.215	123,34 km/h
		Lauf 3:	00:02.434	00:02.471	00:13.771	149,97 km/h	00:12.932	00:32.240	01:03.848	124,04 km/h
5	401	ABB Niils		VW Schneider Polo 2 8V	DEU					
		Lauf 1:	00:02.478	00:02.522	00:13.637	138,97 km/h	00:13.563	00:33.248	01:05.448	121,01 km/h
		Lauf 2:	00:02.506	00:02.498	00:13.589	147,05 km/h	00:12.989	00:32.838	01:04.420	122,94 km/h
		Lauf 3:	00:02.464	00:02.482	00:13.652	146,97 km/h	00:12.915	00:32.643	01:04.156	123,45 km/h
6	411	MAYER Tobias		VW Polo 2 16V	DEU					
		Lauf 1:	00:02.516	00:02.589	00:14.561	145,90 km/h	00:14.458	00:34.724	01:08.848	115,04 km/h
		Lauf 2:	00:02.473	00:02.610	00:14.551	144,73 km/h	00:13.680	00:34.000	01:07.314	117,66 km/h
		Lauf 3:	00:02.425	00:02.545	00:14.390	147,32 km/h	00:13.301	00:33.259	01:05.920	120,14 km/h
7	420	BÄCHLER Martin		VW Lupo Cup (Junior Cup)	CHE					
		Lauf 1:	00:02.435	00:02.496	00:14.149	144,44 km/h	*	*	DNF	*
		Lauf 2:	00:02.691	00:02.700	00:13.883	150,76 km/h	00:14.380	00:34.200	01:07.854	116,72 km/h
		Lauf 3:	00:02.449	00:02.680	00:13.817	150,37 km/h	00:14.025	00:33.797	01:06.768	118,62 km/h
8	419	SCHLOTT Dominik		VW Polo 86C	DEU					
		Lauf 1:	00:02.489	00:02.657	00:14.687	143,79 km/h	00:15.007	00:35.634	01:10.474	112,38 km/h
		Lauf 2:	00:02.432	00:02.550	00:14.334	144,03 km/h	00:13.784	00:34.138	01:07.238	117,79 km/h
		Lauf 3:	00:02.421	00:02.565	00:14.152	144,18 km/h	00:13.658	00:34.461	01:07.257	117,76 km/h
9	421	SCHÖPFER Stefan		Audi 50	CHE					
		Lauf 1:	00:02.516	00:02.516	00:13.813	150,20 km/h	00:15.399	00:36.331	01:10.575	112,22 km/h
		Lauf 2:	00:02.470	00:02.454	00:13.520	153,44 km/h	00:14.495	00:35.986	01:08.925	114,91 km/h
		Lauf 3:	00:02.428	00:02.536	00:13.534	155,32 km/h	00:14.387	00:34.639	01:07.524	117,29 km/h
10	408	WINKLER Stefan		Fiat 127	DEU					
		Lauf 1:	00:02.431	00:02.645	00:14.630	144,62 km/h	00:15.345	00:37.021	01:12.072	109,89 km/h
		Lauf 2:	00:02.421	00:02.641	00:14.436	144,65 km/h	00:14.423	00:35.025	01:08.946	114,87 km/h
		Lauf 3:	00:02.400	00:02.612	00:14.301	144,98 km/h	00:14.009	00:34.363	01:07.685	117,01 km/h
11	412	ZIMMERMANN Beat		VW Polo	CHE					
		Lauf 1:	00:02.472	00:02.696	00:14.756	129,64 km/h	00:16.866	00:37.578	01:14.368	106,50 km/h
		Lauf 2:	00:02.443	00:02.613	00:13.855	149,53 km/h	00:14.833	00:34.126	01:07.870	116,69 km/h
		Lauf 3:	00:02.462	00:02.675	00:14.153	156,39 km/h	00:14.487	00:34.371	01:08.148	116,22 km/h
12	422	WERNER Uwe		Ford Fiesta BDA	DEU					
		Lauf 1:	00:02.636	00:02.876	00:15.578	128,95 km/h	00:15.908	00:37.881	01:14.879	105,77 km/h
		Lauf 2:	00:02.553	00:02.821	00:15.499	138,19 km/h	00:15.242	00:36.776	01:12.891	108,66 km/h
		Lauf 3:	00:02.482	00:02.736	00:14.908	142,10 km/h	00:14.825	00:36.015	01:10.966	111,60 km/h
13	415	DÜRIG André		Fiat Uno	CHE					
		Lauf 1:	00:02.457	00:02.586	00:13.826	149,99 km/h	00:15.656	00:36.931	01:11.456	110,84 km/h
		Lauf 2:	00:02.649	00:04.041	*	*	*	*	DNF	*
		Lauf 3:	*	*	*	*	*	*	DNS	*
14	423	BÜRKER Felix		Opel Corsa A	DEU					
		Lauf 1:	00:02.675	00:02.845	00:16.409	128,29 km/h	00:17.968	00:41.023	01:20.920	97,87 km/h
		Lauf 2:	00:02.590	00:02.790	00:15.701	130,37 km/h	00:15.476	00:38.567	01:15.124	105,43 km/h
		Lauf 3:	00:02.577	00:02.771	00:15.556	131,78 km/h	00:14.649	00:36.024	01:11.577	110,65 km/h
15	406	EBENHÖH Silvia		VW Polo 1	DEU					
		Lauf 1:	00:02.413	00:02.696	00:14.556	138,81 km/h	00:17.388	00:40.193	01:17.246	102,53 km/h
		Lauf 2:	00:02.392	00:02.751	00:14.256	140,66 km/h	00:16.670	00:38.933	01:15.002	105,60 km/h
		Lauf 3:	00:02.453	00:02.742	00:14.416	135,83 km/h	00:15.843	00:37.690	01:13.144	108,28 km/h



Int. 37. ADAC Bergrennen Mickhausen (DEU)

29. September - 1. Oktober 2017 in Mickhausen/Münster

Veranstalter: ASC Bobingen e.V. im ADAC

Kreisstr. A16 Mickhausen-Münster nach Birkach - Länge 2,2 km

FIA International Hill Climb Cup / DMSB Automobil-Berg-Cup

Deutsche Automobil-Berg-Meisterschaft / DMSB-Berg-Team-Cup

KW Berg-Cup / NSU-Bergpokal im KW Berg-Cup



FIA-Reg. 11IHCC10.07.2017



Reg. Nr. 209 u. 210/2017


Sektorzeiten & Speeds - Gesamt

Rg.	Nr.	Sektor 1 (25m)	Sektor 2 (25-80m)	Sektor 3	Speed Trap	Sektor 4	Sektor 5	Laufzeit	(Strf.)	Speed (Lauf)
16	407	HÜLSMANN Manfred		VW Golf 1 16V		DEU				
		Lauf 1:	00:02.411	00:03.170	00:16.887	101,73 km/h	00:21.365	00:45.827	01:29.660	88,33 km/h
		Lauf 2:	00:02.460	00:02.962	00:16.235	117,14 km/h	00:18.772	00:43.404	01:23.833	94,47 km/h
		Lauf 3:	00:02.402	00:02.854	00:15.682	131,13 km/h	00:18.371	00:42.899	01:22.208	96,34 km/h










Gruppe E1-FIA, E1-Berg, H, FS bis 1600 cm³ - Klasse 19

Rg.	Nr.	Sektor 1 (25m)	Sektor 2 (25-80m)	Sektor 3	Speed Trap	Sektor 4	Sektor 5	Laufzeit	(Strf.)	Speed (Lauf)
1	360	FAULHABER Stefan		Opel Minichberger Kadett 16V		DEU				
		Lauf 1:	00:02.369	00:02.504	00:12.700	164,01 km/h	00:13.718	00:32.285	01:03.576	124,57 km/h
		Lauf 2:	00:02.386	00:02.375	00:12.524	170,06 km/h	00:12.894	00:31.399	01:01.578	128,62 km/h
		Lauf 3:	00:02.394	00:02.335	00:12.514	168,20 km/h	00:12.686	00:31.038	01:00.967	129,91 km/h
2	361	SCHULTE Manfred		Citroën Nemeth AX Kit Car		DEU				
		Lauf 1:	00:02.391	00:02.420	00:12.679	157,67 km/h	00:13.526	00:32.436	01:03.452	124,82 km/h
		Lauf 2:	00:02.395	00:02.339	00:12.442	164,78 km/h	00:12.864	00:31.944	01:01.984	127,77 km/h
		Lauf 3:	00:02.207	00:02.330	00:12.555	159,02 km/h	00:13.131	00:32.667	01:02.890	125,94 km/h
3	369	BUCK Erwin		VW Scirocco 1		DEU				
		Lauf 1:	00:02.437	00:02.472	00:13.029	160,15 km/h	00:13.383	00:32.238	01:03.559	124,61 km/h
		Lauf 2:	00:02.370	00:02.422	00:12.882	160,97 km/h	00:13.064	00:31.957	01:02.695	126,33 km/h
		Lauf 3:	00:02.319	00:02.411	00:12.978	160,75 km/h	00:13.029	00:31.550	01:02.287	127,15 km/h
4	370	GLAS Wolfgang		VW Golf 1 Minichberger 20V		DEU				
		Lauf 1:	00:02.491	00:02.480	00:13.261	154,91 km/h	00:14.764	00:34.297	01:07.293	117,69 km/h
		Lauf 2:	00:02.438	00:02.447	00:12.891	161,50 km/h	00:13.523	00:32.552	01:03.851	124,04 km/h
		Lauf 3:	*	*	*	*	*	*	DNS	*
5	374	ARLT Florian		VW Lupo Cup		DEU				
		Lauf 1:	00:02.733	00:02.489	00:13.630	157,41 km/h	00:14.919	00:33.347	01:07.118	118,00 km/h
		Lauf 2:	00:02.630	00:02.404	00:13.252	160,29 km/h	00:14.032	00:32.644	01:04.962	121,92 km/h
		Lauf 3:	00:02.616	00:02.436	00:13.072	161,19 km/h	00:13.664	00:32.365	01:04.153	123,46 km/h
6	379	OERTIG Beat		Peugeot 106 Maxi 106 Gti		CHE				
		Lauf 1:	00:02.478	00:02.501	00:13.298	157,69 km/h	00:14.410	00:35.388	01:08.075	116,34 km/h
		Lauf 2:	00:02.434	00:02.443	00:13.141	158,22 km/h	00:13.910	00:33.854	01:05.782	120,40 km/h
		Lauf 3:	00:02.380	00:02.469	00:13.111	159,51 km/h	00:13.967	00:33.166	01:05.093	121,67 km/h
7	362	MAIER Helmut		VW Spiess Golf		AUT				
		Lauf 1:	00:02.415	00:02.393	00:13.131	166,53 km/h	00:13.953	00:33.753	01:05.645	120,65 km/h
		Lauf 2:	00:02.459	00:02.338	00:12.843	167,30 km/h	00:13.868	00:47.597	01:19.105	100,12 km/h
		Lauf 3:	*	*	*	*	*	*	DNS	*
8	363	SCHULTE Benedikt		Citroën Nemeth AX Sport 8V		DEU				
		Lauf 1:	00:02.525	00:02.566	00:14.021	146,68 km/h	00:15.299	00:36.011	01:10.422	112,47 km/h
		Lauf 2:	00:02.474	00:02.567	00:14.064	149,14 km/h	00:15.091	00:35.394	01:09.590	113,81 km/h
		Lauf 3:	00:02.392	00:02.518	00:13.937	151,21 km/h	00:14.241	00:34.966	01:08.054	116,38 km/h
9	375	ZIHLMANN Roland		VW Golf 1		CHE				
		Lauf 1:	00:02.383	00:02.539	00:14.151	149,08 km/h	00:15.426	00:36.687	01:11.186	111,26 km/h
		Lauf 2:	00:02.433	00:02.582	00:13.962	148,39 km/h	00:15.300	00:36.121	01:10.398	112,50 km/h
		Lauf 3:	00:02.365	00:02.607	00:13.919	149,14 km/h	00:14.823	00:35.660	01:09.374	114,16 km/h

Sektorzeiten & Speeds - Gesamt

Rg.	Nr.	Sektor 1 (25m)	Sektor 2 (25-80m)	Sektor 3	Speed Trap	Sektor 4	Sektor 5	Laufzeit	(Strf.)	Speed (Lauf)
10	376	SCHMID Ruedi		VW Golf 1 16V Lisa		CHE 				
		Lauf 1:	00:02.515	00:02.519	00:14.132	152,63 km/h	00:15.563	00:40.263	01:14.992	105,61 km/h
		Lauf 2:	00:02.476	00:02.484	00:14.126	150,95 km/h	00:16.047	00:39.524	01:14.657	106,09 km/h
		Lauf 3:	00:02.442	00:02.578	00:13.904	150,76 km/h	00:15.950	00:38.819	01:13.693	107,47 km/h

Gruppe E1-FIA, E1-Berg, H, FS bis 2000 cm³ - Klasse 20

Rg.	Nr.	Sektor 1 (25m)	Sektor 2 (25-80m)	Sektor 3	Speed Trap	Sektor 4	Sektor 5	Laufzeit	(Strf.)	Speed (Lauf)
1	312	STRASSER Thomas		VW Scirocco		AUT 				
		Lauf 1:	00:02.532	00:02.310	00:12.486	*	00:12.811	00:30.887	01:01.026	129,78 km/h
		Lauf 2:	00:02.536	00:02.281	00:12.513	176,82 km/h	00:12.440	00:30.272	01:00.042	131,91 km/h
		Lauf 3:	00:02.472	00:02.292	00:12.319	179,53 km/h	00:12.075	00:29.600	00:58.758	134,79 km/h
2	300	WIEBE Björn		Renault Laguna BTCC		DEU 				
		Lauf 1:	00:02.576	00:02.509	00:12.553	*	00:14.088	00:31.974	01:03.700	124,33 km/h
		Lauf 2:	00:02.486	00:02.349	00:12.196	178,32 km/h	00:12.740	00:29.951	00:59.722	132,62 km/h
		Lauf 3:	00:02.371	00:02.340	00:11.959	179,38 km/h	00:12.607	00:29.780	00:59.057	134,11 km/h
3	310	PREIßER Dirk		Opel Kadett C 16V		DEU 				
		Lauf 1:	00:02.287	00:02.204	00:12.417	*	00:13.012	00:30.594	01:00.514	130,88 km/h
		Lauf 2:	00:02.196	00:02.250	00:12.256	177,60 km/h	00:12.732	00:30.106	00:59.540	133,02 km/h
		Lauf 3:	00:02.187	00:02.202	00:12.196	175,62 km/h	00:12.552	00:29.952	00:59.089	134,03 km/h
4	314	WIMMER Norbert		BMW 2002 8V		DEU 				
		Lauf 1:	00:02.257	00:02.289	00:12.677	*	00:12.889	00:31.196	01:01.308	129,18 km/h
		Lauf 2:	00:02.246	00:02.287	00:12.336	166,95 km/h	00:12.295	00:30.727	00:59.891	132,24 km/h
		Lauf 3:	00:02.168	00:02.267	00:12.596	165,86 km/h	00:12.496	00:30.244	00:59.771	132,50 km/h
5	326	PISANO Egidio		Minichberger VW Golf STW		DEU 				
		Lauf 1:	00:02.370	00:02.347	00:12.111	*	00:13.391	00:31.704	01:01.923	127,90 km/h
		Lauf 2:	00:02.311	00:02.277	00:11.993	178,79 km/h	00:12.903	00:31.304	01:00.788	130,29 km/h
		Lauf 3:	00:02.362	00:02.323	00:11.826	178,55 km/h	00:12.864	00:30.926	01:00.301	131,34 km/h
6	334	MARCHIONE Canio		VW Scirocco		LUX 				
		Lauf 1:	00:02.483	00:02.460	00:12.620	173,56 km/h	00:14.379	00:33.240	01:05.182	121,51 km/h
		Lauf 2:	00:02.499	00:02.394	00:12.439	178,51 km/h	00:13.239	00:30.983	01:01.554	128,67 km/h
		Lauf 3:	00:02.377	00:02.407	00:12.384	183,59 km/h	00:12.809	00:30.417	01:00.394	131,14 km/h
7	313	ELLER Hans Peter		VW Golf 2		DEU 				
		Lauf 1:	00:02.457	00:02.421	00:12.675	*	00:13.355	00:31.280	01:02.188	127,36 km/h
		Lauf 2:	00:02.420	00:02.377	00:12.335	173,84 km/h	00:12.557	00:31.068	01:00.757	130,35 km/h
		Lauf 3:	00:02.440	00:02.409	00:12.365	173,78 km/h	00:12.583	00:30.805	01:00.602	130,69 km/h
8	319	WEIß Werner		Ford Escort RS 1800 BDA		DEU 				
		Lauf 1:	00:02.110	00:02.268	00:12.751	*	00:13.234	00:32.639	01:03.002	125,71 km/h
		Lauf 2:	00:02.062	00:02.235	00:12.507	169,30 km/h	00:12.580	00:32.119	01:01.503	128,78 km/h
		Lauf 3:	00:02.138	00:02.234	00:12.522	169,55 km/h	00:12.500	00:31.386	01:00.780	130,31 km/h
9	322	HEISEL Lars		Opel Böhm Kadett 16V		DEU 				
		Lauf 1:	00:02.292	00:02.287	00:12.561	*	00:13.238	00:31.964	01:02.342	127,04 km/h
		Lauf 2:	00:02.245	00:02.274	00:12.479	172,93 km/h	00:12.982	00:31.360	01:01.340	129,12 km/h
		Lauf 3:	00:02.319	00:02.235	00:12.838	171,10 km/h	00:12.993	00:31.139	01:01.524	128,73 km/h



Int. 37. ADAC Bergrennen Mickhausen (DEU)

29. September - 1. Oktober 2017 in Mickhausen/Münster

Veranstalter: ASC Bobingen e.V. im ADAC

Kreisstr. A16 Mickhausen-Münster nach Birkach - Länge 2,2 km

FIA International Hill Climb Cup / DMSB Automobil-Berg-Cup

Deutsche Automobil-Berg-Meisterschaft / DMSB-Berg-Team-Cup

KW Berg-Cup / NSU-Bergpokal im KW Berg-Cup



FIA-Reg. 11IHCC10.07.2017



Reg. Nr. 209 u. 210/2017

Sektorzeiten & Speeds - Gesamt

Rg.	Nr.		Sektor 1 (25m)	Sektor 2 (25-80m)	Sektor 3	Speed Trap	Sektor 4	Sektor 5	Laufzeit	(Strf.)	Speed (Lauf)
10	309	PAULICK Ralph		VW Golf 1		DEU					
		Lauf 1:	00:02.349	00:02.369	00:12.559	*	00:13.003	00:31.490	01:01.770		128,22 km/h
		Lauf 2:	00:02.321	00:02.361	00:12.395	168,52 km/h	00:13.090	00:31.349	01:01.516		128,75 km/h
		Lauf 3:	00:02.332	00:02.354	00:12.352	170,51 km/h	00:13.048	00:31.320	01:01.406		128,98 km/h
11	348	OCHSNER Jürg		Opel Kadett C		CHE					
		Lauf 1:	00:02.537	00:02.383	00:12.875	165,33 km/h	00:13.011	00:32.010	01:02.816		126,08 km/h
		Lauf 2:	00:02.606	00:02.492	00:12.908	165,44 km/h	00:12.799	00:31.467	01:02.272		127,18 km/h
		Lauf 3:	00:02.485	00:02.420	00:12.760	166,06 km/h	00:12.758	00:31.023	01:01.446		128,89 km/h
12	302	RAUCH Michael		Opel Briegel Kadett 8V		DEU					
		Lauf 1:	00:02.572	00:02.569	00:12.930	*	00:13.050	00:32.639	01:03.760		124,21 km/h
		Lauf 2:	00:02.259	00:02.381	00:12.510	170,54 km/h	00:13.034	00:31.465	01:01.649		128,47 km/h
		Lauf 3:	00:02.320	00:02.400	00:12.589	171,25 km/h	00:12.561	00:31.581	01:01.451		128,88 km/h
13	345	FAIGLÉ René		VW Scirocco		CHE					
		Lauf 1:	00:02.475	00:02.486	00:12.400	168,83 km/h	00:13.342	00:32.388	01:03.091		125,53 km/h
		Lauf 2:	00:02.468	00:02.495	00:21.989	62,84 km/h	*	*	DNF		*
		Lauf 3:	00:02.422	00:02.381	00:12.210	177,61 km/h	00:12.990	00:31.692	01:01.695		128,37 km/h
14	305	WEBER Jens		Opel Kadett C		DEU					
		Lauf 1:	00:02.386	00:02.396	00:13.040	*	00:13.491	00:33.023	01:04.336		123,10 km/h
		Lauf 2:	00:02.325	00:02.332	00:12.850	166,46 km/h	00:13.325	00:32.679	01:03.511		124,70 km/h
		Lauf 3:	00:02.296	00:02.358	00:12.726	167,31 km/h	00:13.172	00:31.899	01:02.451		126,82 km/h
15	331	EHRLE Bernd		Opel Krause Kadett C 8V		DEU					
		Lauf 1:	00:02.413	00:02.518	00:13.512	156,58 km/h	00:13.316	00:32.900	01:04.659		122,49 km/h
		Lauf 2:	00:02.462	00:02.499	00:13.209	159,17 km/h	00:12.800	00:32.574	01:03.544		124,64 km/h
		Lauf 3:	00:02.423	00:02.493	00:13.019	158,95 km/h	00:12.560	00:32.070	01:02.565		126,59 km/h
16	338	KELLNDORFER Martin		Opel Kadett C Coupé 8V		DEU					
		Lauf 1:	00:02.458	00:02.464	00:13.938	154,55 km/h	00:12.934	00:31.934	01:03.728		124,28 km/h
		Lauf 2:	00:02.409	00:02.523	00:14.289	141,54 km/h	00:13.140	*	DNF		*
		Lauf 3:	*	*	*	*	*	*	DNS		*
17	321	FLIK Thomas		Renault Megane Cup		DEU					
		Lauf 1:	00:02.394	00:02.508	00:13.442	*	00:14.471	00:33.632	01:06.447		119,19 km/h
		Lauf 2:	00:02.425	00:02.475	00:13.058	163,38 km/h	00:13.993	00:32.746	01:04.697		122,42 km/h
		Lauf 3:	00:02.508	00:02.464	00:13.018	162,91 km/h	00:13.566	00:32.570	01:04.126		123,51 km/h
18	355	SCHEER Andre		BMW 320is		DEU					
		Lauf 1:	00:02.682	00:02.499	00:13.441	157,65 km/h	00:14.260	00:33.307	01:06.189		119,66 km/h
		Lauf 2:	00:02.492	00:02.417	00:13.198	162,80 km/h	00:13.604	00:32.760	01:04.471		122,85 km/h
		Lauf 3:	00:02.449	00:02.450	00:13.022	163,76 km/h	00:13.638	00:32.877	01:04.436		122,91 km/h
19	357	HEDINGER Patrick		Peugeot 205 GTI		CHE					
		Lauf 1:	00:02.526	00:02.412	00:12.681	158,69 km/h	00:14.556	00:34.103	01:06.278		119,50 km/h
		Lauf 2:	00:02.526	00:02.478	00:12.823	163,53 km/h	00:14.120	00:33.082	01:05.029		121,79 km/h
		Lauf 3:	00:02.591	00:02.638	00:13.074	162,48 km/h	00:14.164	00:32.790	01:05.257		121,37 km/h
20	352	ALTMANN Dieter jun.		Peugeot 405 MI16		DEU					
		Lauf 1:	00:02.490	00:02.565	00:13.565	131,70 km/h	00:15.289	00:35.099	01:09.008		114,77 km/h
		Lauf 2:	00:02.446	00:02.533	00:13.315	147,61 km/h	00:14.025	00:33.316	01:05.635		120,67 km/h
		Lauf 3:	00:02.425	00:02.499	00:13.271	150,39 km/h	00:13.795	00:33.403	01:05.393		121,11 km/h
21	332	LANG Bernhard		Ford Escort RS2000 Spezial		DEU					
		Lauf 1:	00:02.373	00:02.488	00:13.782	156,35 km/h	00:13.944	00:34.142	01:06.729		118,69 km/h
		Lauf 2:	00:02.358	00:02.414	00:13.782	155,25 km/h	00:13.843	00:33.911	01:06.308		119,44 km/h
		Lauf 3:	00:02.279	00:02.448	00:13.712	154,28 km/h	00:13.851	00:33.646	01:05.936		120,12 km/h



Int. 37. ADAC Bergrennen Mickhausen (DEU)

29. September - 1. Oktober 2017 in Mickhausen/Münster

Veranstalter: ASC Bobingen e.V. im ADAC

Kreisstr. A16 Mickhausen-Münster nach Birkach - Länge 2,2 km

FIA International Hill Climb Cup / DMSB Automobil-Berg-Cup

Deutsche Automobil-Berg-Meisterschaft / DMSB-Berg-Team-Cup

KW Berg-Cup / NSU-Bergpokal im KW Berg-Cup



FIA-Reg. 11IHCC10.07.2017



Reg. Nr. 209 u. 210/2017

Sektorzeiten & Speeds - Gesamt

Rg.	Nr.	Sektor 1 (25m)	Sektor 2 (25-80m)	Sektor 3	Speed Trap	Sektor 4	Sektor 5	Laufzeit	(Strf.)	Speed (Lauf)
22	336	SEITZ Hans-Dieter		Ford Escort MKII	DEU					
		Lauf 1:	00:02.349	00:02.435	00:13.903	151,79 km/h	00:13.603	00:33.774	01:06.064	119,88 km/h
		Lauf 2:	00:02.244	00:02.388	00:14.559	146,58 km/h	00:14.239	*	DNF	*
		Lauf 3:	00:02.431	00:02.500	00:13.892	151,82 km/h	00:13.431	00:33.781	01:06.035	119,94 km/h
23	333	HATEZIC Johann		Opel Ascona B Frank 8V	DEU					
		Lauf 1:	00:02.379	00:02.518	00:14.077	150,83 km/h	00:14.580	00:33.833	01:07.387	117,53 km/h
		Lauf 2:	00:02.230	00:02.421	00:13.806	154,66 km/h	00:14.824	00:39.039	01:12.320	109,51 km/h
		Lauf 3:	*	*	*	*	*	*	DNF	*
24	340	EHRET Christian		Opel Ascona B	DEU					
		Lauf 1:	00:02.463	00:02.709	00:14.618	141,97 km/h	00:15.627	00:36.908	01:12.325	109,51 km/h
		Lauf 2:	00:02.451	00:02.594	00:14.410	143,87 km/h	00:14.164	00:34.782	01:08.401	115,79 km/h
		Lauf 3:	00:02.421	00:02.629	00:14.245	144,44 km/h	00:13.941	00:34.629	01:07.865	116,70 km/h
25	351	SCHMID Thomas		Opel Kadett C Coupé	DEU					
		Lauf 1:	00:02.397	00:02.602	00:14.059	139,12 km/h	00:15.303	00:37.288	01:11.649	110,54 km/h
		Lauf 2:	00:02.358	00:02.534	00:13.782	154,95 km/h	00:14.577	00:35.576	01:08.827	115,07 km/h
		Lauf 3:	00:02.444	00:02.535	00:13.720	155,62 km/h	00:14.256	00:34.996	01:07.951	116,55 km/h
26	347	FECHTER Jürgen		VW Scirocco	DEU					
		Lauf 1:	00:02.598	00:02.701	00:14.369	148,82 km/h	00:15.779	00:36.703	01:12.150	109,77 km/h
		Lauf 2:	00:02.477	00:02.595	00:14.050	151,43 km/h	00:14.523	00:35.534	01:09.179	114,49 km/h
		Lauf 3:	00:02.454	00:02.597	00:14.125	148,07 km/h	00:14.603	00:34.888	01:08.667	115,34 km/h
27	325	ALT Holger		Ford Escort	DEU					
		Lauf 1:	00:02.376	00:02.617	00:14.587	*	00:14.589	00:35.189	01:09.358	114,19 km/h
		Lauf 2:	00:02.381	00:02.538	00:15.118	147,91 km/h	00:14.682	00:34.866	01:09.585	113,82 km/h
		Lauf 3:	00:02.379	00:02.575	00:14.607	148,86 km/h	00:14.473	00:35.015	01:09.049	114,70 km/h
28	344	WILFER Werner		Ford Escort 2	DEU					
		Lauf 1:	00:02.642	00:02.711	00:14.482	144,15 km/h	00:15.289	00:39.445	01:14.569	106,21 km/h
		Lauf 2:	00:02.630	00:02.530	00:13.941	155,64 km/h	00:15.352	00:36.942	01:11.395	110,93 km/h
		Lauf 3:	00:02.535	00:02.486	00:13.780	156,13 km/h	00:14.948	00:35.644	01:09.393	114,13 km/h
29	356	HULM Michael		Renault Clio 3 Cup	DEU					
		Lauf 1:	00:02.716	00:02.892	00:14.444	145,43 km/h	00:15.643	00:37.294	01:12.989	108,51 km/h
		Lauf 2:	00:02.706	00:02.781	00:13.941	151,63 km/h	00:14.529	00:35.889	01:09.846	113,39 km/h
		Lauf 3:	00:02.566	00:02.689	00:14.063	151,48 km/h	00:14.705	00:35.568	01:09.591	113,81 km/h
30	354	FABER Josef		Opel Kadett C Coupé	DEU					
		Lauf 1:	00:02.898	00:03.032	00:15.651	137,67 km/h	00:15.426	00:37.734	01:14.741	105,97 km/h
		Lauf 2:	00:02.524	00:02.656	00:15.311	140,25 km/h	00:14.859	00:37.160	01:12.510	109,23 km/h
		Lauf 3:	00:02.596	00:02.684	00:14.661	144,08 km/h	00:14.761	00:36.751	01:11.453	110,84 km/h
31	324	SCHWANECKE Gero		VW Golf 1 GTI 16V	DEU					
		Lauf 1:	00:02.559	00:02.739	00:14.780	*	00:14.946	00:36.516	01:11.540	110,71 km/h
		Lauf 2:	00:02.375	00:02.636	00:14.640	142,37 km/h	00:15.791	00:37.596	01:13.038	108,44 km/h
		Lauf 3:	00:02.480	00:02.723	00:14.822	140,90 km/h	00:15.230	00:36.330	01:11.585	110,64 km/h
32	359	BUSER Lisbeth		Opel Kadett C	CHE					
		Lauf 1:	00:02.367	00:02.562	00:14.414	150,45 km/h	00:16.088	00:40.400	01:15.831	104,44 km/h
		Lauf 2:	00:02.231	00:02.596	00:14.446	151,36 km/h	00:16.088	00:37.895	01:13.256	108,11 km/h
		Lauf 3:	00:02.200	00:02.624	00:14.564	151,69 km/h	00:15.381	00:38.791	01:13.560	107,67 km/h
33	330	KLAGES Jürgen		Opel Astra F GSi	DEU					
		Lauf 1:	00:02.568	00:02.792	00:15.117	139,05 km/h	00:15.784	00:38.121	01:14.382	106,48 km/h
		Lauf 2:	00:02.659	00:02.843	00:15.799	133,15 km/h	00:15.890	00:39.181	01:16.372	103,70 km/h
		Lauf 3:	00:02.516	00:02.787	00:15.495	138,90 km/h	00:15.617	00:37.583	01:13.998	107,03 km/h



Int. 37. ADAC Bergrennen Mickhausen (DEU)

29. September - 1. Oktober 2017 in Mickhausen/Münster

Veranstalter: ASC Bobingen e.V. im ADAC

Kreisstr. A16 Mickhausen-Münster nach Birkach - Länge 2,2 km

FIA International Hill Climb Cup / DMSB Automobil-Berg-Cup

Deutsche Automobil-Berg-Meisterschaft / DMSB-Berg-Team-Cup

KW Berg-Cup / NSU-Bergpokal im KW Berg-Cup



FIA-Reg. 11IHCC10.07.2017



Reg. Nr. 209 u. 210/2017



Sektorzeiten & Speeds - Gesamt

Rg.	Nr.	Sektor 1 (25m)	Sektor 2 (25-80m)	Sektor 3	Speed Trap	Sektor 4	Sektor 5	Laufzeit	(Strf.)	Speed (Lauf)
34	353	HOLENSTEIN Daniel		Opel Kadett GSi 16V	CHE					
		Lauf 1:	00:02.527	00:02.898	00:14.608	140,34 km/h	00:16.499	00:40.229	01:16.761	103,18 km/h
		Lauf 2:	00:02.593	00:02.898	00:14.735	137,73 km/h	00:16.029	00:38.244	01:14.499	106,31 km/h
		Lauf 3:	00:02.545	00:02.841	00:14.817	137,16 km/h	00:15.683	00:38.167	01:14.053	106,95 km/h
35	358	LEICH Heiko		Opel Astra G OPC	DEU					
		Lauf 1:	00:02.636	00:02.990	00:16.180	130,41 km/h	00:16.897	00:40.925	01:19.628	99,46 km/h
		Lauf 2:	00:02.741	00:02.991	00:15.976	129,92 km/h	00:16.523	00:39.644	01:17.875	101,70 km/h
		Lauf 3:	00:02.641	00:02.935	00:16.099	129,11 km/h	00:16.433	00:39.626	01:17.734	101,89 km/h

Gruppe E1-FIA, E1-Berg, H, FS Diesel bis 2000 cm³ - Klasse 21

Rg.	Nr.	Sektor 1 (25m)	Sektor 2 (25-80m)	Sektor 3	Speed Trap	Sektor 4	Sektor 5	Laufzeit	(Strf.)	Speed (Lauf)
1	280	MEURER Karlheinz		VW Golf 5 RTDI	DEU					
		Lauf 1:	00:02.727	00:02.681	00:14.488	*	00:16.446	00:38.443	01:14.785	105,90 km/h
		Lauf 2:	00:02.691	00:02.612	00:14.166	143,21 km/h	00:15.966	00:37.564	01:12.999	108,50 km/h
		Lauf 3:	00:02.626	00:02.827	00:14.029	154,26 km/h	00:15.707	00:37.344	01:12.533	109,19 km/h
2	281	KOLLER Sepp		Alfa Romeo 147 1,9 JTD	DEU					
		Lauf 1:	00:03.003	00:02.910	00:15.228	*	00:17.498	00:39.823	01:18.462	100,94 km/h
		Lauf 2:	00:02.656	00:02.907	00:17.109	132,27 km/h	00:15.633	00:37.943	01:16.248	103,87 km/h
		Lauf 3:	00:02.854	00:02.919	00:15.344	137,57 km/h	00:16.487	00:38.242	01:15.846	104,42 km/h

Gruppe E1-FIA, E1-Berg, H, FS bis 3000 cm³ - Klasse 22

Rg.	Nr.	Sektor 1 (25m)	Sektor 2 (25-80m)	Sektor 3	Speed Trap	Sektor 4	Sektor 5	Laufzeit	(Strf.)	Speed (Lauf)
1	265	KOCH Josef		Opel Kadett C 16V	CHE					
		Lauf 1:	00:02.160	00:02.278	00:12.234	174,80 km/h	00:13.473	00:31.646	01:01.791	128,17 km/h
		Lauf 2:	00:02.104	00:02.289	00:12.100	179,10 km/h	00:13.253	00:31.440	01:01.186	129,44 km/h
		Lauf 3:	00:02.137	00:02.291	00:12.068	178,67 km/h	00:13.079	00:31.196	01:00.771	130,33 km/h
2	251	GÖSER Günter		Opel Kadett C Coupé 16V	DEU					
		Lauf 1:	00:02.272	00:02.265	00:12.076	169,26 km/h	00:13.705	00:31.986	01:02.304	127,12 km/h
		Lauf 2:	00:02.240	00:02.310	00:11.930	177,77 km/h	00:13.270	00:31.818	01:01.568	128,64 km/h
		Lauf 3:	00:02.296	00:02.331	00:11.999	174,77 km/h	00:13.023	00:31.371	01:01.020	129,79 km/h
3	257	PERMETINGER Bernhard		BMW E30 M3	AUT					
		Lauf 1:	00:02.343	00:02.407	00:12.511	161,69 km/h	00:14.007	00:31.766	01:03.034	125,65 km/h
		Lauf 2:	00:02.252	00:02.321	00:12.007	181,17 km/h	00:13.356	00:31.641	01:01.577	128,62 km/h
		Lauf 3:	00:02.306	00:02.397	00:12.062	181,22 km/h	00:12.878	00:31.380	01:01.023	129,79 km/h
4	252	KNOBLICH Helmut		Mini Cooper-S	DEU					
		Lauf 1:	00:02.497	00:02.585	00:13.174	166,50 km/h	00:13.968	00:32.325	01:04.549	122,70 km/h
		Lauf 2:	00:02.518	00:02.627	00:12.969	170,25 km/h	00:13.157	00:31.424	01:02.695	126,33 km/h
		Lauf 3:	00:02.440	00:02.527	00:12.822	170,88 km/h	00:13.098	00:31.048	01:01.935	127,88 km/h
5	250	GRAMENZI Marco		Alfa Romeo 155 DTM V6	ITA					
		Lauf 1:	00:02.776	00:02.489	00:13.285	150,19 km/h	00:15.028	00:34.801	01:08.379	115,83 km/h
		Lauf 2:	00:02.525	00:02.386	00:12.612	162,77 km/h	00:14.354	00:32.959	01:04.836	122,15 km/h
		Lauf 3:	00:02.589	00:02.427	00:12.458	160,58 km/h	00:13.635	00:31.111	01:02.220	127,29 km/h



ADAC Südbayern e.V.

www.berg-zeitnahme.de

Seite: 12 von 18



Int. 37. ADAC Bergrennen Mickhausen (DEU)

29. September - 1. Oktober 2017 in Mickhausen/Münster

Veranstalter: ASC Bobingen e.V. im ADAC

Kreisstr. A16 Mickhausen-Münster nach Birkach - Länge 2,2 km

FIA International Hill Climb Cup / DMSB Automobil-Berg-Cup

Deutsche Automobil-Berg-Meisterschaft / DMSB-Berg-Team-Cup

KW Berg-Cup / NSU-Bergpokal im KW Berg-Cup



FIA-Reg. 11IHCC10.07.2017



Reg. Nr. 209 u. 210/2017



Sektorzeiten & Speeds - Gesamt

Rg.	Nr.	Sektor 1 (25m)	Sektor 2 (25-80m)	Sektor 3	Speed Trap	Sektor 4	Sektor 5	Laufzeit	(Strf.)	Speed (Lauf)
6	267	BANZ Armin		Opel Kadett C 16V	CHE					
		Lauf 1:	00:02.084	00:02.258	00:12.830	166,31 km/h	00:13.926	00:33.868	01:04.966	121,91 km/h
		Lauf 2:	00:02.146	00:02.320	00:12.466	170,88 km/h	00:13.487	00:33.310	01:03.729	124,27 km/h
		Lauf 3:	*	*	*	*	*	*	DNS	*
7	253	GAPP Marcel		BMW M3 E36	DEU					
		Lauf 1:	00:02.474	00:02.322	00:12.999	168,20 km/h	00:14.321	00:33.731	01:05.847	120,28 km/h
		Lauf 2:	00:02.380	00:02.404	00:12.984	172,98 km/h	00:13.816	00:32.231	01:03.815	124,11 km/h
		Lauf 3:	00:02.464	00:02.368	00:12.836	175,88 km/h	00:13.702	00:32.726	01:04.096	123,57 km/h
8	254	SCHLACHTER Karl-Heinz		BMW 2002tii Alpina	DEU					
		Lauf 1:	00:02.566	00:02.585	00:13.359	163,22 km/h	00:14.793	00:35.482	01:08.785	115,14 km/h
		Lauf 2:	00:02.567	00:02.545	00:13.179	162,03 km/h	00:14.403	00:34.490	01:07.184	117,88 km/h
		Lauf 3:	00:02.492	00:02.548	00:13.245	164,39 km/h	00:14.504	00:34.748	01:07.537	117,27 km/h
9	278	SOMASCHINI Rachele		BMW Mini Cooper JCW	ITA					
		Lauf 1:	00:02.625	00:02.716	00:13.656	154,18 km/h	00:14.636	00:35.740	01:09.373	114,17 km/h
		Lauf 2:	00:02.568	00:02.641	00:13.398	160,77 km/h	00:14.571	00:34.459	01:07.637	117,10 km/h
		Lauf 3:	00:02.597	00:02.667	00:13.441	152,35 km/h	00:15.008	00:35.142	01:08.855	115,02 km/h
10	260	AUEROCHS Marco		BMW Compact	DEU					
		Lauf 1:	00:02.726	00:02.976	00:15.713	108,35 km/h	00:19.436	00:43.655	01:24.506	93,72 km/h
		Lauf 2:	00:02.591	00:02.772	00:14.936	126,91 km/h	00:17.671	00:39.607	01:17.577	102,09 km/h
		Lauf 3:	00:02.570	00:02.778	00:14.637	129,71 km/h	00:17.632	00:38.417	01:16.034	104,16 km/h
11	377	TINELLA Domenico		Mini Cooper	ITA					
		Lauf 1:	00:02.751	00:02.914	00:15.693	115,04 km/h	00:18.147	00:41.130	01:20.635	98,22 km/h
		Lauf 2:	00:02.714	00:02.755	00:15.483	120,43 km/h	00:18.038	00:40.376	01:19.366	99,79 km/h
		Lauf 3:	00:02.544	00:02.756	00:15.305	111,97 km/h	00:17.248	00:39.721	01:17.574	102,10 km/h

Gruppe E1-FIA, E1-Berg, H, FS über 3000 cm³ - Klasse 23

Rg.	Nr.	Sektor 1 (25m)	Sektor 2 (25-80m)	Sektor 3	Speed Trap	Sektor 4	Sektor 5	Laufzeit	(Strf.)	Speed (Lauf)
1	219	SCHAGERL Karl		VW Golf Rallye TFSI-R	AUT					
		Lauf 1:	00:01.962	00:02.000	00:11.188	168,62 km/h	00:12.826	00:29.118	00:57.094	138,72 km/h
		Lauf 2:	*	*	*	*	*	*	DNS	*
		Lauf 3:	*	*	*	*	*	*	DNS	*
2	220	PREGARTNER Herbert		Porsche 911 GT2 R	AUT					
		Lauf 1:	00:02.170	00:02.179	00:10.903	181,47 km/h	00:13.095	00:29.863	00:58.210	136,06 km/h
		Lauf 2:	00:01.986	00:02.119	00:10.651	187,32 km/h	00:12.340	00:30.081	00:57.177	138,52 km/h
		Lauf 3:	00:02.000	00:02.120	00:11.036	177,26 km/h	00:12.766	00:29.623	00:57.545	137,63 km/h
3	218	WERVER Nicolas		Porsche 997 GT2	FRA					
		Lauf 1:	00:02.213	00:02.265	00:11.312	161,36 km/h	00:13.215	00:29.834	00:58.839	134,60 km/h
		Lauf 2:	00:02.207	00:02.134	00:11.148	180,36 km/h	00:12.699	00:29.378	00:57.566	137,58 km/h
		Lauf 3:	00:02.096	00:02.122	00:11.086	186,19 km/h	00:12.698	00:29.254	00:57.256	138,33 km/h
4	217	STOLZ Herbert		Porsche 935 DP2	DEU					
		Lauf 1:	00:02.190	00:02.296	00:11.689	186,44 km/h	00:12.907	00:29.652	00:58.734	134,84 km/h
		Lauf 2:	00:02.173	00:02.202	00:11.486	187,32 km/h	00:12.877	00:29.994	00:58.732	134,85 km/h
		Lauf 3:	00:02.206	00:02.221	00:11.198	200,89 km/h	00:12.549	00:29.681	00:57.855	136,89 km/h



ADAC Südbayern e.V.

www.berg-zeitnahme.de

Seite: 13 von 18



Int. 37. ADAC Bergrennen Mickhausen (DEU)

29. September - 1. Oktober 2017 in Mickhausen/Münster

Veranstalter: ASC Bobingen e.V. im ADAC

Kreisstr. A16 Mickhausen-Münster nach Birkach - Länge 2,2 km

FIA International Hill Climb Cup / DMSB Automobil-Berg-Cup

Deutsche Automobil-Berg-Meisterschaft / DMSB-Berg-Team-Cup

KW Berg-Cup / NSU-Bergpokal im KW Berg-Cup



FIA-Reg. 11IHCC10.07.2017



Reg. Nr. 209 u. 210/2017

Sektorzeiten & Speeds - Gesamt

Rg.	Nr.	Sektor 1 (25m)	Sektor 2 (25-80m)	Sektor 3	Speed Trap	Sektor 4	Sektor 5	Laufzeit	(Strf.)	Speed (Lauf)
5	216	NÜSSLI Romeo	Ford Escort Cosworth	CHE						
		Lauf 1: 00:02.014	00:02.130	00:11.424	181,18 km/h	00:13.129	00:30.827	00:59.524		133,06 km/h
		Lauf 2: 00:02.027	00:02.114	00:11.421	186,49 km/h	00:12.860	00:30.103	00:58.525		135,33 km/h
		Lauf 3: 00:02.040	00:02.043	00:11.467	179,34 km/h	00:12.954	00:29.506	00:58.010		136,53 km/h
6	229	KESSLER Thomas	Mitsubishi EVO	CHE						
		Lauf 1: 00:02.291	00:02.403	00:11.356	169,14 km/h	00:13.180	00:30.784	01:00.014		131,97 km/h
		Lauf 2: 00:02.202	00:02.247	00:11.119	171,99 km/h	00:12.900	00:29.928	00:58.396		135,63 km/h
		Lauf 3: 00:02.141	00:02.200	00:11.285	159,96 km/h	00:12.983	00:30.409	00:59.018		134,20 km/h
7	221	HANDA Norbert	Lancia Delta Integrale	DEU						
		Lauf 1: 00:01.840	00:02.119	00:11.170	170,99 km/h	00:14.128	00:31.636	01:00.893		130,06 km/h
		Lauf 2: 00:02.064	00:02.050	00:10.857	176,27 km/h	00:13.275	00:31.155	00:59.401		133,33 km/h
		Lauf 3: 00:01.891	00:01.978	00:11.075	173,21 km/h	00:13.240	00:30.704	00:58.888		134,49 km/h
8	223	NEFF Frédéric	Porsche 996 CUP	CHE						
		Lauf 1: 00:02.374	00:02.271	00:11.923	184,93 km/h	00:13.929	00:32.974	01:03.471		124,78 km/h
		Lauf 2: 00:02.402	00:02.244	00:11.682	187,92 km/h	00:13.140	00:31.015	01:00.483		130,95 km/h
		Lauf 3: 00:02.358	00:02.299	00:11.572	195,48 km/h	00:12.991	00:30.074	00:59.294		133,57 km/h
9	226	TRNENY Karel	Skoda Fabia WRC	CZE						
		Lauf 1: 00:02.157	00:02.182	00:11.399	171,08 km/h	00:13.212	00:31.189	01:00.139		131,70 km/h
		Lauf 2: 00:02.535	00:02.330	00:11.261	171,42 km/h	00:13.390	00:31.210	01:00.726		130,42 km/h
		Lauf 3: 00:02.153	00:02.108	00:11.032	179,10 km/h	00:13.042	00:31.530	00:59.865		132,30 km/h
10	227	ZEMP Michel	Seat Leon TCR	CHE						
		Lauf 1: 00:02.810	00:02.616	00:12.469	159,21 km/h	00:13.945	00:32.040	01:03.880		123,98 km/h
		Lauf 2: 00:02.468	00:02.413	00:12.037	179,99 km/h	00:12.818	00:30.640	01:00.376		131,18 km/h
		Lauf 3: 00:02.550	00:02.403	00:12.136	172,96 km/h	00:13.025	00:30.283	01:00.397		131,13 km/h
11	222	RÖCK Sabine	VW Golf 1 Turbo	DEU						
		Lauf 1: 00:02.440	00:02.575	00:12.333	176,53 km/h	00:13.345	00:32.736	01:03.429		124,86 km/h
		Lauf 2: 00:02.334	00:02.425	00:12.385	177,27 km/h	00:12.966	00:31.381	01:01.491		128,80 km/h
		Lauf 3: 00:02.334	00:02.392	00:12.267	177,24 km/h	00:12.977	00:31.164	01:01.134		129,55 km/h
12	225	RUCH René	Ferrari 355 Gt	CHE						
		Lauf 1: 00:02.283	00:02.287	00:12.371	168,38 km/h	00:14.195	00:31.660	01:02.796		126,12 km/h
		Lauf 2: 00:02.381	00:02.338	00:12.311	173,44 km/h	00:13.836	00:30.534	01:01.400		128,99 km/h
		Lauf 3: 00:02.237	00:02.394	00:11.996	165,60 km/h	00:13.810	00:33.328	01:03.765		124,21 km/h
13	228	KISTLER Dany	Audi RS2 Quattro	CHE						
		Lauf 1: 00:02.342	00:02.542	00:12.591	173,90 km/h	00:13.671	00:32.563	01:03.709		124,32 km/h
		Lauf 2: 00:02.459	00:02.608	00:12.615	175,86 km/h	00:13.359	00:32.101	01:03.142		125,43 km/h
		Lauf 3: 00:02.363	00:02.505	00:13.717	162,14 km/h	00:13.979	00:32.467	01:05.031		121,79 km/h
14	230	ZENKLUSEN Vanessa	Subaru Impreza Type R	CHE						
		Lauf 1: 00:01.986	00:02.503	00:12.995	159,37 km/h	00:14.891	00:34.334	01:06.709		118,73 km/h
		Lauf 2: 00:01.947	00:02.373	00:12.627	167,36 km/h	*	*	DNF		*
		Lauf 3: 00:01.973	00:02.371	00:12.768	163,96 km/h	00:14.890	00:33.814	01:05.816		120,34 km/h
15	224	EBERLE Franz	BMW E 36 M3	DEU						
		Lauf 1: 00:02.567	00:02.597	00:14.275	136,86 km/h	00:15.404	00:36.604	01:11.447		110,85 km/h
		Lauf 2: 00:02.548	00:02.585	00:14.487	147,38 km/h	00:15.843	00:38.661	01:14.124		106,85 km/h
		Lauf 3: *	*	*	*	*	*	DNS		*



Int. 37. ADAC Bergrennen Mickhausen (DEU)

29. September - 1. Oktober 2017 in Mickhausen/Münster

Veranstalter: ASC Bobingen e.V. im ADAC

Kreisstr. A16 Mickhausen-Münster nach Birkach - Länge 2,2 km

FIA International Hill Climb Cup / DMSB Automobil-Berg-Cup

Deutsche Automobil-Berg-Meisterschaft / DMSB-Berg-Team-Cup

KW Berg-Cup / NSU-Bergpokal im KW Berg-Cup



FIA-Reg. 11IHCC10.07.2017



Reg. Nr. 209 u. 210/2017

Sektorzeiten & Speeds - Gesamt

Gruppe GT1, GT2, GT3, R-GT über 2000 cm³ - Klasse 26

Rg.	Nr.	Sektor 1 (25m)	Sektor 2 (25-80m)	Sektor 3	Speed Trap	Sektor 4	Sektor 5	Laufzeit	(Strf.)	Speed (Lauf)
1	210	COURROYE Pierre	McLaren MP4 12C GT3		FRA					
		Lauf 1: 00:02.397	00:02.176	00:13.351	166,09 km/h	00:13.435	00:31.144	01:02.503		126,71 km/h
		Lauf 2: 00:02.577	00:02.141	00:12.074	198,22 km/h	00:12.469	00:29.578	00:58.839		134,60 km/h
		Lauf 3: 00:02.331	00:02.171	00:11.246	187,55 km/h	00:12.538	00:29.626	00:57.912		136,76 km/h
2	211	DUBOIS Anthony	Porsche GT3 997 Cup		FRA					
		Lauf 1: 00:02.323	00:02.396	00:13.422	142,01 km/h	00:15.819	00:34.862	01:08.822		115,08 km/h
		Lauf 2: 00:02.463	00:02.309	00:12.660	150,47 km/h	00:14.943	00:33.941	01:06.316		119,43 km/h
		Lauf 3: 00:02.428	00:02.307	00:12.630	151,43 km/h	00:14.625	00:33.106	01:05.096		121,67 km/h

Gruppe E2-SH bis 2000 cm³ - Klasse 29

Rg.	Nr.	Sektor 1 (25m)	Sektor 2 (25-80m)	Sektor 3	Speed Trap	Sektor 4	Sektor 5	Laufzeit	(Strf.)	Speed (Lauf)
1	202	AGNELLO Guiseppe	Mazda MX5		ITA					
		Lauf 1: 00:02.759	00:02.827	00:15.671	131,93 km/h	00:16.974	00:40.103	01:18.334		101,11 km/h
		Lauf 2: 00:02.630	00:02.777	00:15.469	137,09 km/h	00:15.627	00:38.621	01:15.124		105,42 km/h
		Lauf 3: 00:02.757	00:02.770	00:15.427	138,45 km/h	00:15.767	00:39.632	01:16.353		103,73 km/h

Gruppe E2-SH bis 6500 cm³ - Klasse 30

Rg.	Nr.	Sektor 1 (25m)	Sektor 2 (25-80m)	Sektor 3	Speed Trap	Sektor 4	Sektor 5	Laufzeit	(Strf.)	Speed (Lauf)
1	200	HOVEMANN Holger	Opel Kadett GT/R Risse V8		DEU					
		Lauf 1: 00:02.330	00:02.382	00:11.428	182,23 km/h	00:13.185	00:30.411	00:59.736		132,58 km/h
		Lauf 2: 00:02.217	00:02.185	00:11.209	190,50 km/h	00:13.005	00:29.951	00:58.567		135,23 km/h
		Lauf 3: 00:02.261	00:02.253	00:11.120	188,64 km/h	00:12.632	00:29.646	00:57.912		136,76 km/h

Gruppe E2-SC, C3, CN(2003), CSC bis 2000 cm³ - Klasse 37

Rg.	Nr.	Sektor 1 (25m)	Sektor 2 (25-80m)	Sektor 3	Speed Trap	Sektor 4	Sektor 5	Laufzeit	(Strf.)	Speed (Lauf)
1	51	LAMPERT Christoph	Osella PA 2000 EVO		AUT					
		Lauf 1: 00:02.400	00:02.071	00:11.123	203,11 km/h	00:11.597	00:27.802	00:54.993		144,02 km/h
		Lauf 2: 00:02.398	00:02.003	00:11.033	204,42 km/h	00:11.025	00:26.770	00:53.229		148,79 km/h
		Lauf 3: 00:02.396	00:02.043	00:10.899	204,17 km/h	00:11.085	00:26.291	00:52.714		150,25 km/h
2	50	AMANN Peter	Osella PA 2000		AUT					
		Lauf 1: 00:02.035	00:02.066	00:11.798	196,74 km/h	00:10.888	00:33.811	01:00.598		130,70 km/h
		Lauf 2: 00:02.041	00:02.067	00:11.379	202,01 km/h	00:11.506	00:28.495	00:55.488		142,73 km/h
		Lauf 3: 00:01.876	00:01.964	00:11.233	200,37 km/h	00:11.595	00:28.036	00:54.704		144,78 km/h
3	52	CONRAD Thomas	CRS MTK S 5/7		DEU					
		Lauf 1: 00:02.021	00:02.121	00:11.993	187,11 km/h	00:12.541	00:28.552	00:57.228		138,39 km/h
		Lauf 2: 00:02.028	00:02.097	00:12.001	183,34 km/h	00:12.128	00:29.029	00:57.283		138,26 km/h
		Lauf 3: 00:01.987	00:02.040	00:11.812	186,64 km/h	00:11.855	00:28.333	00:56.027		141,36 km/h
4	55	MIETHKE Günter	Norma M20		DEU					
		Lauf 1: 00:01.972	00:02.192	00:12.166	183,63 km/h	00:12.892	00:30.485	00:59.707		132,65 km/h
		Lauf 2: 00:01.953	00:02.157	00:12.302	179,24 km/h	00:12.668	00:30.325	00:59.405		133,32 km/h
		Lauf 3: 00:01.978	00:02.126	00:12.250	179,61 km/h	00:12.658	00:31.037	01:00.049		131,89 km/h



ADAC Südbayern e.V.

www.berg-zeitnahme.de

Seite: 15 von 18



Int. 37. ADAC Bergrennen Mickhausen (DEU)

29. September - 1. Oktober 2017 in Mickhausen/Münster

Veranstalter: ASC Bobingen e.V. im ADAC

Kreisstr. A16 Mickhausen-Münster nach Birkach - Länge 2,2 km

FIA International Hill Climb Cup / DMSB Automobil-Berg-Cup

Deutsche Automobil-Berg-Meisterschaft / DMSB-Berg-Team-Cup

KW Berg-Cup / NSU-Bergpokal im KW Berg-Cup



FIA-Reg. 11IHCC10.07.2017



Reg. Nr. 209 u. 210/2017

Sektorzeiten & Speeds - Gesamt

Rg.	Nr.	Sektor 1 (25m)	Sektor 2 (25-80m)	Sektor 3	Speed Trap	Sektor 4	Sektor 5	Laufzeit	(Strf.)	Speed (Lauf)
5	54	WOLPERT Uwe	UWR WFK 07		DEU					
		Lauf 1: 00:02.006	00:02.186	00:12.462	178,69 km/h	00:13.846	00:32.208	01:02.708		126,30 km/h
		Lauf 2: 00:01.925	00:02.140	00:11.989	180,97 km/h	00:13.251	00:31.250	01:00.555		130,79 km/h
		Lauf 3: 00:01.904	00:02.124	00:12.254	181,42 km/h	00:12.734	00:30.661	00:59.677		132,71 km/h
6	57	COLLISI Stephan	Behnke Condor BMW		DEU					
		Lauf 1: 00:02.215	00:02.374	00:13.956	143,97 km/h	00:15.220	00:35.245	01:09.010		114,76 km/h
		Lauf 2: 00:02.179	00:02.392	00:13.994	158,09 km/h	00:14.922	00:34.347	01:07.834		116,76 km/h
		Lauf 3: 00:02.212	00:02.389	00:13.794	152,06 km/h	00:15.290	00:34.544	01:08.229		116,08 km/h
7	56	SIEBERT Gerhard	Osella PA 18		DEU					
		Lauf 1: 00:02.139	00:02.552	00:15.895	121,23 km/h	00:18.756	00:43.263	01:22.605		95,88 km/h
		Lauf 2: 00:02.116	00:02.455	00:15.080	136,76 km/h	00:15.624	00:38.101	01:13.376		107,94 km/h
		Lauf 3: 00:02.034	00:02.373	00:13.625	156,80 km/h	00:15.000	00:35.540	01:08.572		115,50 km/h

Gruppe E2-SC, C3, CN(2003), CSC bis 3000 cm³ - Klasse 38

Rg.	Nr.	Sektor 1 (25m)	Sektor 2 (25-80m)	Sektor 3	Speed Trap	Sektor 4	Sektor 5	Laufzeit	(Strf.)	Speed (Lauf)
1	40	STEINER Marcel	LobArt Mugen LA01		CHE					
		Lauf 1: 00:02.065	00:02.035	00:10.204	222,47 km/h	00:10.659	00:25.730	00:50.693		156,23 km/h
		Lauf 2: 00:02.033	00:01.936	00:10.235	220,11 km/h	00:10.291	00:24.535	00:49.030		161,53 km/h
		Lauf 3: 00:01.917	00:01.892	00:10.085	220,46 km/h	00:10.133	00:24.102	00:48.129		164,56 km/h
2	41	ZAJELNIK Patrik	Norma M20 FC		SVN					
		Lauf 1: 00:02.189	00:01.999	00:10.263	222,62 km/h	00:10.772	00:25.352	00:50.575		156,60 km/h
		Lauf 2: 00:02.141	00:01.906	00:10.476	209,84 km/h	00:10.412	00:24.723	00:49.658		159,49 km/h
		Lauf 3: 00:02.230	00:01.898	00:10.458	212,68 km/h	00:10.555	00:24.669	00:49.810		159,00 km/h
3	42	LANG Uwe	Osella PA 20 S EVO		DEU					
		Lauf 1: 00:02.300	00:02.191	00:11.088	204,89 km/h	00:11.902	00:27.660	00:55.141		143,63 km/h
		Lauf 2: 00:02.135	00:02.032	00:10.877	206,80 km/h	00:11.402	00:26.612	00:53.058		149,27 km/h
		Lauf 3: 00:02.211	00:02.060	00:10.916	206,10 km/h	00:11.257	00:26.704	00:53.148		149,02 km/h
4	43	GEBHARD Dino	Osella PA 20 S		DEU					
		Lauf 1: 00:02.218	00:02.118	00:11.416	200,43 km/h	00:12.648	00:29.013	00:57.413		137,95 km/h
		Lauf 2: 00:02.904	00:02.994	00:11.330	200,36 km/h	00:12.076	00:28.785	00:58.089		136,34 km/h
		Lauf 3: 00:02.317	00:02.127	00:11.362	198,93 km/h	00:12.367	00:28.886	00:57.059		138,80 km/h
5	47	ZAJELNIK Alexander	Norma M20 F		SVN					
		Lauf 1: 00:02.172	00:02.097	00:12.891	179,43 km/h	00:12.709	00:29.801	00:59.670		132,73 km/h
		Lauf 2: 00:02.093	00:02.298	00:12.185	181,81 km/h	00:12.657	00:29.441	00:58.674		134,98 km/h
		Lauf 3: 00:02.068	00:02.255	00:12.068	194,22 km/h	00:12.289	00:28.880	00:57.560		137,60 km/h

Gruppe D, E2-SS bis 1300 cm³ - Klasse 39



ADAC Südbayern e.V.

www.berg-zeitnahme.de

Seite: 16 von 18



Int. 37. ADAC Bergrennen Mickhausen (DEU)

29. September - 1. Oktober 2017 in Mickhausen/Münster

Veranstalter: ASC Bobingen e.V. im ADAC

Kreisstr. A16 Mickhausen-Münster nach Birkach - Länge 2,2 km

FIA International Hill Climb Cup / DMSB Automobil-Berg-Cup

Deutsche Automobil-Berg-Meisterschaft / DMSB-Berg-Team-Cup

KW Berg-Cup / NSU-Bergpokal im KW Berg-Cup



FIA-Reg. 11IHCC10.07.2017



Reg. Nr. 209 u. 210/2017

Sektorzeiten & Speeds - Gesamt

Gruppe D, E2-SS bis 1600 cm³ - Klasse 40

Rg.	Nr.	Sektor 1 (25m)	Sektor 2 (25-80m)	Sektor 3	Speed Trap	Sektor 4	Sektor 5	Laufzeit	(Strf.)	Speed (Lauf)
1	21	BENTIVOGLIO Pasquale		Tatuus	ITA					
		Lauf 1:	00:01.917	00:02.048	00:11.604	171,61 km/h	00:13.014	00:32.258	01:00.841	130,18 km/h
		Lauf 2:	00:01.962	00:02.079	00:11.484	177,21 km/h	00:12.385	00:29.595	00:57.505	137,73 km/h
		Lauf 3:	00:01.923	00:02.015	00:11.362	188,83 km/h	00:12.015	*	DNF	*

Gruppe D, E2-SS bis 2000 cm³ - Klasse 41

Rg.	Nr.	Sektor 1 (25m)	Sektor 2 (25-80m)	Sektor 3	Speed Trap	Sektor 4	Sektor 5	Laufzeit	(Strf.)	Speed (Lauf)
1	8	DEBRUYNE Frank		Dallara F303	DEU					
		Lauf 1:	00:01.906	00:02.188	00:11.731	187,96 km/h	00:12.006	00:28.571	00:56.402	140,42 km/h
		Lauf 2:	00:01.876	00:02.012	00:11.454	189,48 km/h	00:11.156	00:27.829	00:54.327	145,78 km/h
		Lauf 3:	00:01.864	00:01.972	00:11.335	189,43 km/h	*	*	00:53.921	146,88 km/h
2	11	WOLPERT Mathieu		Dallara F303	DEU					
		Lauf 1:	00:01.991	00:02.053	00:11.867	187,83 km/h	00:12.777	00:30.948	00:59.636	132,81 km/h
		Lauf 2:	00:01.911	00:01.988	00:11.722	187,59 km/h	00:12.068	00:28.466	00:56.155	141,04 km/h
		Lauf 3:	00:01.938	00:01.970	00:12.180	186,02 km/h	*	*	00:57.583	137,54 km/h
3	12	BEHNKE Peter		Formel Master Tatuus LRM	DEU					
		Lauf 1:	00:02.067	00:02.045	00:11.482	167,64 km/h	00:14.142	00:31.757	01:01.493	128,80 km/h
		Lauf 2:	00:02.148	00:01.987	00:11.207	194,63 km/h	00:12.837	00:29.091	00:57.270	138,29 km/h
		Lauf 3:	00:02.281	00:02.072	00:11.389	197,30 km/h	*	*	00:56.875	139,25 km/h
4	10	LANG Georg		Tatuus Renault FR 2.0	DEU					
		Lauf 1:	00:02.182	00:02.128	00:11.904	187,46 km/h	00:12.856	00:31.525	01:00.595	130,70 km/h
		Lauf 2:	00:02.083	00:02.027	00:11.965	181,80 km/h	00:12.340	00:29.042	00:57.457	137,84 km/h
		Lauf 3:	00:02.197	00:02.065	00:12.055	182,09 km/h	*	*	00:57.798	137,03 km/h
5	13	TRIEBSTEIN Christian		Dallara F302	DEU					
		Lauf 1:	00:01.980	00:02.147	00:11.842	182,27 km/h	00:13.161	00:30.214	00:59.344	133,46 km/h
		Lauf 2:	00:01.889	00:02.094	00:11.720	179,64 km/h	00:12.870	00:30.172	00:58.745	134,82 km/h
		Lauf 3:	00:02.038	00:02.041	00:11.740	180,60 km/h	*	*	00:58.347	135,74 km/h
6	15	BRAQUET Roland		Dallara F308/11	LUX					
		Lauf 1:	00:02.184	00:02.377	00:12.711	171,54 km/h	00:14.124	00:32.699	01:04.095	123,57 km/h
		Lauf 2:	00:01.977	00:02.197	00:12.076	179,99 km/h	00:12.702	00:30.342	00:59.294	133,57 km/h
		Lauf 3:	00:02.059	00:02.152	00:12.104	174,64 km/h	*	*	00:59.671	132,73 km/h
7	9	HERZ Sascha		Dallara F305	DEU					
		Lauf 1:	00:01.972	00:02.200	00:13.251	147,75 km/h	00:15.154	00:35.032	01:07.609	117,14 km/h
		Lauf 2:	00:02.079	00:02.270	00:12.635	158,02 km/h	00:13.726	00:32.281	01:02.991	125,73 km/h
		Lauf 3:	00:02.077	00:02.380	00:12.645	159,54 km/h	*	*	01:02.723	126,27 km/h
8	16	LÖSCHER Thomas		Opel Lotus	DEU					
		Lauf 1:	00:01.908	00:02.373	00:13.125	164,43 km/h	00:14.026	00:34.698	01:06.130	119,76 km/h
		Lauf 2:	00:01.910	00:02.301	00:12.863	168,23 km/h	00:13.754	00:33.984	01:04.812	122,20 km/h
		Lauf 3:	00:01.974	00:02.367	00:12.978	167,27 km/h	*	*	01:06.192	119,65 km/h



Int. 37. ADAC Bergrennen Mickhausen (DEU)

29. September - 1. Oktober 2017 in Mickhausen/Münster

Veranstalter: ASC Bobingen e.V. im ADAC

Kreisstr. A16 Mickhausen-Münster nach Birkach - Länge 2,2 km

FIA International Hill Climb Cup / DMSB Automobil-Berg-Cup

Deutsche Automobil-Berg-Meisterschaft / DMSB-Berg-Team-Cup

KW Berg-Cup / NSU-Bergpokal im KW Berg-Cup



FIA-Reg. 11IHCC10.07.2017



Reg. Nr. 209 u. 210/2017



Sektorzeiten & Speeds - Gesamt

Gruppe D, E2-SS bis 3000 cm³ - Klasse 42

Rg.	Nr.	Sektor 1 (25m)	Sektor 2 (25-80m)	Sektor 3	Speed Trap	Sektor 4	Sektor 5	Laufzeit	(Strf.)	Speed (Lauf)
1	1	BORMOLINI Fausto		Reynard K02 Cosworth	ITA					
		Lauf 1:	00:02.042	00:01.996	00:10.643	214,13 km/h	00:11.902	00:27.711	00:54.294	145,87 km/h
		Lauf 2:	00:02.085	00:02.050	00:10.947	215,62 km/h	00:11.126	00:25.796	00:52.004	152,30 km/h
		Lauf 3:	00:02.103	00:02.045	00:10.407	218,17 km/h	*	*	00:51.436	153,98 km/h
2	2	NAPIONE Renzo		Reynard K02 Cosworth	ITA					
		Lauf 1:	00:01.924	00:01.974	00:10.786	212,11 km/h	00:11.842	00:28.610	00:55.136	143,64 km/h
		Lauf 2:	00:01.950	00:01.922	00:10.937	217,31 km/h	00:11.766	00:27.369	00:53.944	146,82 km/h
		Lauf 3:	00:02.015	00:02.015	00:10.938	210,76 km/h	*	*	00:55.359	143,07 km/h
3	3	HUGENTOBLER Simon		Reynard 97d	CHE					
		Lauf 1:	00:02.303	00:02.201	00:10.917	189,61 km/h	00:12.941	00:29.527	00:57.889	136,81 km/h
		Lauf 2:	00:02.354	00:01.959	00:10.595	205,84 km/h	00:12.296	00:27.676	00:54.880	144,31 km/h
		Lauf 3:	00:02.228	00:01.915	00:10.453	209,11 km/h	*	*	00:54.258	145,97 km/h
4	5	LOMBARDO Antoine		Lola 99	FRA					
		Lauf 1:	00:02.298	00:02.263	00:13.981	134,80 km/h	00:15.933	00:36.272	01:10.747	111,95 km/h
		Lauf 2:	00:02.184	00:02.120	00:13.437	145,65 km/h	00:15.575	00:33.872	01:07.188	117,88 km/h
		Lauf 3:	00:02.338	00:02.205	00:13.328	129,83 km/h	*	*	01:07.849	116,73 km/h
5	4	SEITZ Franz		Reynard 88d Volvo F3000	DEU					
		Lauf 1:	00:01.932	00:02.668	00:19.814	91,93 km/h	00:18.382	00:47.601	01:30.397	87,61 km/h
		Lauf 2:	00:01.804	00:02.222	00:21.738	94,57 km/h	00:17.864	*	DNF	*
		Lauf 3:	*	*	*	*	*	*	DNS	*