

CLASSIFICATIONS

Eschdorf (LUX) | 11-12.10.2014



FIA
HILL CLIMB
MASTERS

Race classification by groups

Category 1 Production Cars Group N

Rnk.	Nr.	Driver / Competitor	Nat.	Car / Group / Capacity	Cat.	H1	H2	Best
1	66	SLOBODZIAN Marcin Slobodzian Marcin		Mitsubishi Lancer Evolution IX N / 1989t	1	01:07.498 <i>Av. Speed</i> 98,67 km/h	01:02.675 106,26 km/h	01:02.675
2	70	WANEK Roland Wanek R.		Mitsubishi Lancer Evolution IX N / 1997t	1	01:09.826 <i>Av. Speed</i> 95,38 km/h	01:03.514 104,86 km/h	01:03.514
3	65	JURENA Peter Slovak National Hillclimb Team		Mitsubishi Lancer Evolution IX N / 2002t	1	01:08.318 <i>Av. Speed</i> 97,49 km/h	01:03.548 104,80 km/h	01:03.548
4	67	SZENE Raul Rikardo Szene R.		Mitsubishi Lancer Evolution IX N / 1998t	1	01:16.488 <i>Av. Speed</i> 87,07 km/h	01:05.236 102,09 km/h	01:05.236
5	68	WISNIOWSKI Bartlomiej Wisniowski B.		Mitsubishi Lancer Evolution IX N / 1997t	1	01:12.188 <i>Av. Speed</i> 92,26 km/h	01:05.418 101,81 km/h	01:05.418
6	79	MICHOTTE Yvan Belgian Hillclimb Team		Peugeot 206 RC N / 1998	1	01:22.384 <i>Av. Speed</i> 80,84 km/h	01:13.882 90,14 km/h	01:13.882

Started: 6 Classified: 6 Not classified: 0

Category 1 Production Cars Group A

Rnk.	Nr.	Driver / Competitor	Nat.	Car / Group / Capacity	Cat.	H1	H2	Best
1	55	MALY Jaromir Czech National Team		Mitsubishi Lancer Evo VIII A / 1994t	1	01:06.702 <i>Av. Speed</i> 99,85 km/h	01:01.214 108,80 km/h	01:01.214
2	59	SCHWEIGER Christian Schweiger C.		Mitsubishi Lancer Evo VIII A / 1997,4t	1	01:19.964 <i>Av. Speed</i> 83,29 km/h	01:02.192 107,09 km/h	01:02.192
3	64	MASZCZYK Krzysztof Maszczyk K.		Mitsubishi Lancer Evo A / 1997t	1	01:09.324 <i>Av. Speed</i> 96,07 km/h	01:03.435 104,99 km/h	01:03.435
4	57	VOJACEK Lukas Czech National Team		Mitsubishi Lancer Evo VIII A / 1998t	1	01:07.654 <i>Av. Speed</i> 98,44 km/h	01:04.386 103,44 km/h	01:04.386
5	58	PEDRONI Gabriella Pedroni G.		Mitsubishi Lancer Evo VIII A / 2000t	1	01:09.624 <i>Av. Speed</i> 95,66 km/h	01:06.284 100,48 km/h	01:06.284
6	76	DONKELS Daniel Donkels D.		Renault Clio 3 Cup A / 1998	1	01:15.082 <i>Av. Speed</i> 88,70 km/h	01:07.112 99,24 km/h	01:07.112
7	73	STARCK Corentin Belgian Hillclimb Team		Renault Clio 3 Cup A / 1998	1	01:15.004 <i>Av. Speed</i> 88,80 km/h	01:07.440 98,75 km/h	01:07.440
8	71	ARELLANO Hugo Arellano H.		Citroën DS3 R3T A / 1598t	1	01:12.820 <i>Av. Speed</i> 91,46 km/h	01:07.609 98,51 km/h	01:07.609
9	75	GOEDERT Georges Goedert G.		Renault Clio 3 Cup A / 1998	1	01:16.488 <i>Av. Speed</i> 87,07 km/h	01:08.775 96,84 km/h	01:08.775
10	72	BRUCKNER Gilles Bruckner G.		Ford Fiesta A / 1600	1	01:14.120 <i>Av. Speed</i> 89,86 km/h	01:09.275 96,14 km/h	01:09.275
11	77	BECKER Sandra Becker S.		Alfa Romeo 147 A / 1998	1	01:22.715 <i>Av. Speed</i> 80,52 km/h	01:12.630 91,70 km/h	01:12.630
12	74	PAVLU Dominik Maly Jaromir		Renault Clio 3 Sport A / 1998	1	01:20.532 <i>Av. Speed</i> 82,70 km/h	01:14.004 90,00 km/h	01:14.004

Started: 12 Classified: 12 Not classified: 0

Category 1 Production Cars Group S20

Rnk.	Nr.	Driver / Competitor	Nat.	Car / Group / Capacity	Cat.	H1	H2	Best
1	62	WIEDENHOFER Stefan Wiedenhofer S.		Mitsubishi Lancer Evo IX R4 S20 / 1998t	1	01:05.990 <i>Av. Speed</i> 100,92 km/h	01:02.323 106,86 km/h	01:02.323
2	56	DUDA Grzegorz Duda G.		Mitsubishi Lancer Evo X R4 S20 / 1998t	1	01:09.712 <i>Av. Speed</i> 95,54 km/h	01:02.867 105,94 km/h	01:02.867




CLASSIFICATIONS

Eschdorf (LUX) | 11-12.10.2014





FIA
HILL CLIMB
MASTERS

Race classification by groups

Rnk. Nr.	Driver / Competitor	Nat.	Car / Group / Capacity	Cat.	H1	H2	Best
3 60	CORREIA Manuel Correia M.		Skoda Fabia S2000 S20 / 1995	1	01:12.818 Av. Speed 91,46 km/h	01:06.196 100,61 km/h	01:06.196







Started: 3 Classified: 3 Not classified: 0

Category 1 Production Cars Group GT

Rnk. Nr.	Driver / Competitor	Nat.	Car / Group / Capacity	Cat.	H1	H2	Best
1 52	BODSON Yanick Royale Ecurie Ardennes		Porsche 997 Gt3 Cup GT / 3600	1	01:07.681 Av. Speed 98,40 km/h	01:00.834 109,48 km/h	01:00.834
2 51	WERVER Nicolas Werver N.		Porsche 997 Gt3 Cup GT / 3600	1	01:07.110 Av. Speed 99,24 km/h	01:01.398 108,47 km/h	01:01.398

Started: 2 Classified: 2 Not classified: 0

Category 2 Competition Cars Group E2-SH

Rnk. Nr.	Driver / Competitor	Nat.	Car / Group / Capacity	Cat.	H1	H2	Best
1 42	MICHL Dan Czech National Team		Lotus Evora E2-SH / 2970	2	00:59.751 Av. Speed 111,46 km/h	00:57.360 116,11 km/h	00:57.360
2 43	PREGARTNER Herbert MSC Rottenegg		Porsche 911 GT2 RSR E2-SH / 3500t	2	00:59.973 Av. Speed 111,05 km/h	00:58.167 114,50 km/h	00:58.167
3 46	STEHLIK Karel KV Motorsport Klub V ACR		Mitsubishi Evo Eclipse E2-SH / 2014t	2	01:00.440 Av. Speed 110,19 km/h	00:58.805 113,26 km/h	00:58.805
4 47	CICHA Veronika KV Motorsport Klub V ACR		Mitsubishi Lancer WRC 05 E2-SH / 2297t	2	01:02.860 Av. Speed 105,95 km/h	01:01.608 108,10 km/h	01:01.608
5 45	HOVEMANN Holger ADAC Nordbaden		Opel Kadett C V8 GT/R E2-SH / 5727	2	01:03.119 Av. Speed 105,52 km/h	01:01.875 107,64 km/h	01:01.875
6 44	SCHMITTER Philippe Schmitter P.		Renault Mégane Trophy E2-SH / 3458	2	01:04.729 Av. Speed 102,89 km/h	01:02.212 107,05 km/h	01:02.212

Started: 6 Classified: 6 Not classified: 0

Category 2 Competition Cars Group CN/E2-SC

Rnk. Nr.	Driver / Competitor	Nat.	Car / Group / Capacity	Cat.	H1	H2	Best
1 1	FAGGIOLI Simone Best Lap s.r.l.		Norma M20 FC-Zytek E2-SC / 2998	2	00:49.676 Av. Speed 134,07 km/h	00:49.233 135,27 km/h	00:49.233
2 2	MERLI Christian Merli C.		Osella Pa2000-Honda E2-SC / 2000	2	00:51.693 Av. Speed 128,84 km/h	00:49.957 133,31 km/h	00:49.957
3 11	ZAJELNIK Patrik V Racing Velenje Slovenia		Norma M20 F-Mugen E2-SC / 2998	2	00:52.803 Av. Speed 126,13 km/h	00:51.318 129,78 km/h	00:51.318
4 12	DE CONINCK Jelle Belgian Hillclimb Team		Norma M20 F-BMW E2-SC / 2997	2	00:54.919 Av. Speed 121,27 km/h	00:52.878 125,95 km/h	00:52.878
5 19	HUBERT Martine Hubert M.		Norma M20 F-BMW E2-SC / 2995	2	00:55.938 Av. Speed 119,06 km/h	00:53.320 124,91 km/h	00:53.320
6 18	MARCHAL Jacques Belgian Hillclimb Team		Norma M20 F-BMW E2-SC / 2990	2	00:56.103 Av. Speed 118,71 km/h	00:53.364 124,80 km/h	00:53.364
7 21	HUBERT Georges Belgian Hillclimb Team		Norma M20 F-BMW E2-SC / 2990	2	00:57.470 Av. Speed 115,88 km/h	00:54.209 122,86 km/h	00:54.209
8 20	GONAY Emmanuel Belgian Hillclimb Team		Norma M20 F-BMW E2-SC / 2998	2	00:57.606 Av. Speed 115,61 km/h	00:54.393 122,44 km/h	00:54.393
9 15	MAGLIONA Omar Magliona O.		Osella Pa21 S Evo-Honda E2-SC / 2000	2	00:55.851 Av. Speed 119,25 km/h	00:54.848 121,43 km/h	00:54.848
10 17	MADRIAN Ferdinand Madrrian F.		Norma M20 F-NME E2-SC / 2998	2	00:58.658 Av. Speed 113,54 km/h	00:56.303 118,29 km/h	00:56.303



UNION DES PILOTES
LUXEMBOURG



CLASSIFICATIONS

Eschdorf (LUX) | 11-12.10.2014



FIA
HILL CLIMB
MASTERS

Race classification by groups

Rnk.	Nr.	Driver / Competitor	Nat.	Car / Group / Capacity	Cat.	H1	H2	Best
11	14	ZERLA Adriano Zerla A.		Osella Pa21 S Evo-Honda E2-SC / 2000	2	00:59.952 <i>Av. Speed</i> 111,09 km/h	00:57.595 115,64 km/h	00:57.595
12	41	D'ACRI Francesco D'Acri F.		Elia Avrio ST 09-Suzuki E2-SC / 1400	2	00:59.453 <i>Av. Speed</i> 112,02 km/h	00:57.724 115,38 km/h	00:57.724
13	33	BOVIER Jean-Pierre Bovier J.-P.		Osella PA20 S-BMW E2-SC / 3000	2	00:59.439 <i>Av. Speed</i> 112,05 km/h	00:57.877 115,07 km/h	00:57.877
14	34	BORMOLINI Andrea Bormolini A.		Osella PA21-Honda E2-SC / 2000	2	01:02.054 <i>Av. Speed</i> 107,33 km/h	00:59.338 112,24 km/h	00:59.338
15	40	WOLPERT Uwe Motorsport-Club Stuttgart		UWR WFK 07-Honda E2-SC / 1998	2	01:01.939 <i>Av. Speed</i> 107,52 km/h	01:00.766 109,60 km/h	01:00.766

Started: 15 Classified: 15 Not classified: 0

Category 2 Competition Cars Group E2-SS

Rnk.	Nr.	Driver / Competitor	Nat.	Car / Group / Capacity	Cat.	H1	H2	Best
1	3	BERGUERAND Eric Atelier de la Tzoumaz		Lola B99-Cosworth E2-SS / 3000	2	00:49.905 <i>Av. Speed</i> 133,45 km/h	00:49.113 135,60 km/h	00:49.113
2	5	HAUSER David Racing Experience		Wolf GB08F1 E2-SS / 2995	2	00:50.422 <i>Av. Speed</i> 132,09 km/h	00:49.372 134,89 km/h	00:49.372
3	7	SCHATZ Geoffrey Schatz G.		Reynard 95D-Mugen E2-SS / 2999	2	00:51.014 <i>Av. Speed</i> 130,55 km/h	00:49.713 133,97 km/h	00:49.713
4	4	BENES Milos Czech National Team		Osella FA30-Zytek E2-SS / 2998	2	00:51.854 <i>Av. Speed</i> 128,44 km/h	00:49.862 133,57 km/h	00:49.862
5	9	RIVA Tiziano Squadra Corse Quadrifoglio		Reynard 92D-Cosworth E2-SS / 3000	2	00:53.680 <i>Av. Speed</i> 124,07 km/h	00:51.606 129,06 km/h	00:51.606
6	8	THOMAS Alban Thomas A.		Reynard 01KL-Mugen E2-SS / 2998	2	00:54.409 <i>Av. Speed</i> 122,40 km/h	00:52.510 126,83 km/h	00:52.510
7	6	BORMOLINI Fausto Best Lap s.r.l.		Reynard K02-Mugen E2-SS / 3000	2	01:00.860 <i>Av. Speed</i> 109,43 km/h	00:52.552 126,73 km/h	00:52.552
8	24	RITCHEN Billy Ritchen B.		Dallara F303-05-Mercedes E2-SS / 1999	2	00:55.485 <i>Av. Speed</i> 120,03 km/h	00:53.017 125,62 km/h	00:53.017
9	16	ROLLINGER Tommy Rollinger T.		Osella FA30-Zytek E2-SS / 3000	2	00:56.801 <i>Av. Speed</i> 117,25 km/h	00:53.206 125,17 km/h	00:53.206
10	25	BUCKINGHAM Paul Buckingham P.		Dallara F305/7-Mercedes HWA E2-SS / 1998	2	00:57.421 <i>Av. Speed</i> 115,98 km/h	00:53.745 123,92 km/h	00:53.745
11	26	LOEUILLEUX Anthony Loeuilleux A.		Tatuus Formula Master-Honda E2-SS / 2000	2	00:55.885 <i>Av. Speed</i> 119,17 km/h	00:54.219 122,83 km/h	00:54.219
12	23	ROASIO Maurizio Best Lap srl		Osella FA30-Zytek E2-SS / 2998	2	00:59.030 <i>Av. Speed</i> 112,83 km/h	00:56.226 118,45 km/h	00:56.226
13	29	DEBRUYNE Frank CR Racing Team		Dallara F303-Opel E2-SS / 1998	2	00:58.692 <i>Av. Speed</i> 113,47 km/h	00:56.773 117,31 km/h	00:56.773
14	31	SVOBODA Milan Svoboda M.		Dallara JSC 302-Opel E2-SS / 1998	2	00:58.371 <i>Av. Speed</i> 114,10 km/h	00:56.837 117,18 km/h	00:56.837
15	22	PITORRI Maurizio Best Lap srl		Osella FA30-Zytek E2-SS / 2998	2	00:59.722 <i>Av. Speed</i> 111,52 km/h	00:57.034 116,77 km/h	00:57.034
16	32	TRNKA Petr AMK Ecce Homo		Gloria C8FT-Yamaha E2-SS / 1000	2	00:57.991 <i>Av. Speed</i> 114,85 km/h	00:57.063 116,71 km/h	00:57.063
17	28	CANTE Cécile Cante C.		Dallara F306-Mercedes E2-SS / 1998	2	00:59.667 <i>Av. Speed</i> 111,62 km/h	00:57.150 116,54 km/h	00:57.150
18	30	NOVY Lubor Novy L.		Dallara JSC 302-Opel Spiess E2-SS / 1998	2	01:00.380 <i>Av. Speed</i> 110,30 km/h	00:57.522 115,78 km/h	00:57.522



CLASSIFICATIONS

Eschdorf (LUX) | 11-12.10.2014



FIA
HILL CLIMB
MASTERS

Race classification by groups

Rnk.	Nr.	Driver / Competitor	Nat.	Car / Group / Capacity	Cat.	H1	H2	Best
19	27	MANDL Anton Mandl A.	AUT	Dallara F301-Opel Spiess E2-SS / 1998	2	01:00.314 <i>Av. Speed</i> 110,42 km/h	00:58.231 114,37 km/h	00:58.231
20	37	MEIERS Robert Meiers R.	DEU	Dallara F300-Toyota E2-SS / 1998	2	01:00.205 <i>Av. Speed</i> 110,62 km/h	00:58.486 113,87 km/h	00:58.486
21	38	LINDEN Léon Linden L.	LUX	Dallara F304-Opel E2-SS / 1998	2	01:01.107 <i>Av. Speed</i> 108,99 km/h	00:59.207 112,49 km/h	00:59.207
22	39	BRAQUET Roland Braquet. R.	LUX	Tatuus FR2000-Renault E2-SS / 1998	2	01:03.629 <i>Av. Speed</i> 104,67 km/h	01:01.297 108,65 km/h	01:01.297
23	35	FOLTA Sebastian Folta S.	POL	Lotus-Opel E2-SS / 1998	2	01:06.253 <i>Av. Speed</i> 100,52 km/h	01:03.292 105,23 km/h	01:03.292
24	36	WOLPERT Mathieu Motorsport-Club Stuttgart	DEU	BSR 389 F3-VW E2-SS / 1996	2	01:04.120 <i>Av. Speed</i> 103,87 km/h	01:03.395 105,06 km/h	01:03.395

Started: 24 Classified: 24 Not classified: 0

Category 3 Open Group E1

Rnk.	Nr.	Driver / Competitor	Nat.	Car / Group / Capacity	Cat.	H1	H2	Best
1	102	STOLZ Herbert Stolz H.	DEU	Porsche 935 DP2 E1 / 3480t	3	00:59.395 <i>Av. Speed</i> 112,13 km/h	00:57.014 116,81 km/h	00:57.014
2	101	GIULIANI Fulvio Best Lap s.r.l.	ITA	Lancia Delta Evolution E1 / 2000t	3	00:59.090 <i>Av. Speed</i> 112,71 km/h	00:57.212 116,41 km/h	00:57.212
3	106	GABAT Andreas Ing. Gabat A.	AUT	Ford Escort Cosworth E1 / 2351,8t	3	00:58.247 <i>Av. Speed</i> 114,34 km/h	00:57.456 115,91 km/h	00:57.456
4	103	BRATSCHI Ronnie Ecurie Biennoise	CHE	Mitsubishi Lancer Evo 8 EGMO E1 / 2200t	3	00:59.658 <i>Av. Speed</i> 111,64 km/h	00:57.757 115,31 km/h	00:57.757
5	110	PAILER Felix Pailer F.	AUT	Lancia Delta Integrale E1 / 2128t	3	01:00.662 <i>Av. Speed</i> 109,79 km/h	00:58.651 113,55 km/h	00:58.651
6	112	DROTAR Igor Slovak National Hillclimb Team	SVK	Skoda Fabia WRC E1 / 1999t	3	01:01.210 <i>Av. Speed</i> 108,80 km/h	00:58.951 112,98 km/h	00:58.951
7	107	SCHAGERL Karl Schagerl K.	AUT	VW Golf Rallye TFSI-R E1 / 2008t	3	00:59.204 <i>Av. Speed</i> 112,49 km/h	01:05.731 101,32 km/h	00:59.204
8	120	MEIXNER Richard KV Motorsport V ACR	CZE	Mitsubishi Lancer Evo VIII E1 / 2300t	3	01:00.822 <i>Av. Speed</i> 109,50 km/h	00:59.434 112,06 km/h	00:59.434
9	113	SCHNELLMANN Roger Rennclub Untertoggenburg	CHE	Mitsubishi Lancer Evo 8 J-Spec E1 / 1997t	3	01:00.515 <i>Av. Speed</i> 110,06 km/h	00:59.602 111,74 km/h	00:59.602
10	114	CERMAK Jan KV Motorsport V ACR	CZE	Mitsubishi Colt Evo 600 E1 / 2322t	3	01:03.531 <i>Av. Speed</i> 104,83 km/h	00:59.802 111,37 km/h	00:59.802
11	115	GRZESINSKI Rafal Grzesinski R.	POL	Mitsubishi Lancer Evo VS E1 / 1997t	3	* <i>Av. Speed</i> * km/h	00:59.929 111,13 km/h	00:59.929
12	111	NEFF Frédéric Atelier de la Tzoumaz	CHE	Porsche 996 Cup E1 / 3800	3	01:02.837 <i>Av. Speed</i> 105,99 km/h	00:59.995 111,01 km/h	00:59.995
13	100	ZLATKOV Nikolay Prospeed Motorsport	BGR	Audi Quattro S1 E1 / 2200t	3	01:00.305 <i>Av. Speed</i> 110,44 km/h	01:12.182 92,27 km/h	01:00.305
14	118	SBROLLINI Marco Sbrollini M.	ITA	Lancia Delta Evo E1 / 1996t	3	01:03.388 <i>Av. Speed</i> 105,07 km/h	01:00.342 110,37 km/h	01:00.342
15	109	RUCH René Equipe Bernoise	CHE	Ferrari 355 GT E1 / 4000	3	01:04.604 <i>Av. Speed</i> 103,09 km/h	01:00.941 109,29 km/h	01:00.941
16	119	EDWARDS Keith Edwards K.	GBR	Audi Quattro S1 E2 E1 / 2200t	3	01:05.153 <i>Av. Speed</i> 102,22 km/h	01:01.345 108,57 km/h	01:01.345
17	155	SCHWILDEN Eric Belgian Hillclimb Team	BEL	Peugeot 205 GTI E1 / 1996	3	01:08.198 <i>Av. Speed</i> 97,66 km/h	01:04.635 103,04 km/h	01:04.635



UNION DES PILOTES
LUXEMBOURG



CLASSIFICATIONS

Eschdorf (LUX) | 11-12.10.2014



FIA
HILL CLIMB
MASTERS

Race classification by groups

Rnk.	Nr.	Driver / Competitor	Nat.	Car / Group / Capacity	Cat.	H1	H2	Best
18	161	MARCHIONE Canio Marchione C.	LUX	Fiat 127 E1 / 1397	3	01:07.783 Av. Speed 98,25 km/h	01:04.869 102,67 km/h	01:04.869
19	156	VALENTINY Charel Valentiny C.	LUX	Mitsubishi Lancer Evo 7 E1 / 1997t	3	01:09.093 Av. Speed 96,39 km/h	01:05.208 102,13 km/h	01:05.208
20	157	SCHILLING Nico Schilling N.	LUX	Subaru Impreza WRX Sti E1 / 2457t	3	01:10.000 Av. Speed 95,14 km/h	01:05.805 101,21 km/h	01:05.805
21	158	TAUS Kerstin Taus K.	AUT	Mitsubishi Evo E1 / 1997t	3	01:11.793 Av. Speed 92,77 km/h	01:07.430 98,77 km/h	01:07.430
22	138	BOTEZ Vasile Sorin Botez V. S.	ROU	Mitsubishi Lancer Evo VI E1 / 1998t	3	01:08.593 Av. Speed 97,09 km/h	01:07.863 98,14 km/h	01:07.863

Started: 22 Classified: 22 Not classified: 0

Category 3 Open Group OpTCGT

Rnk.	Nr.	Driver / Competitor	Nat.	Car / Group / Capacity	Cat.	H1	H2	Best
1	108	POINSIGNON Yannick Poinsignon Yannick	FRA	CG Simca Turbo OpTCGT / 1428t	3	01:04.276 Av. Speed 103,62 km/h	00:59.981 111,03 km/h	00:59.981
2	134	BICCIATO Rudi Bicciato R.	ITA	Mitsubishi Lancer Evo VI OpTCGT / 1995t	3	01:02.631 Av. Speed 106,34 km/h	01:00.277 110,49 km/h	01:00.277
3	123	WIEBE André MSC Odenkirchen	DEU	Renault Williams Laguna BTCC OpTCGT / 1998	3	01:03.717 Av. Speed 104,52 km/h	01:00.803 109,53 km/h	01:00.803
4	122	WIEBE Björn MSC Odenkirchen	DEU	Renault Williams Laguna BTCC OpTCGT / 1998	3	01:04.447 Av. Speed 103,34 km/h	01:01.626 108,07 km/h	01:01.626
5	140	MURRAY Keith Murray K.	GBR	Audi 80 quattro OpTCGT / 1415t	3	01:04.665 Av. Speed 102,99 km/h	01:02.201 107,07 km/h	01:02.201
6	121	DIEULANGARD David Dieulangard D.	FRA	Seat Leon SuperCopa OpTCGT / 1985t	3	01:06.169 Av. Speed 100,65 km/h	01:02.222 107,04 km/h	01:02.222
7	133	COURROYE Pierre Courroye P.	FRA	Porsche 997 GT2 OpTCGT / 3600t	3	01:06.948 Av. Speed 99,48 km/h	01:02.288 106,92 km/h	01:02.288
8	141	DENISET Didier Deniset D.	FRA	Renault R5 Turbo Tour de Corse OpTCGT / 1397t	3	01:06.039 Av. Speed 100,85 km/h	01:03.114 105,52 km/h	01:03.114
9	130	CARROLL Eanna Carroll E.	IRL	Honda Civic EG6 Hatchback Turf OpTCGT / 1797t	3	01:05.145 Av. Speed 102,23 km/h	01:03.246 105,30 km/h	01:03.246
10	129	WARBURTON David Warburton D.	GBR	Caterham 7 OpTCGT / 2500	3	01:09.397 Av. Speed 95,97 km/h	01:03.279 105,25 km/h	01:03.279
11	148	MANGION Ryan Mangion R.	MLT	Ford Escort Mk1 Spacefr. Turbo OpTCGT / 1600t	3	01:07.980 Av. Speed 97,97 km/h	01:03.291 105,23 km/h	01:03.291
12	143	ROHR Werner Equipe Bernoise	CHE	Toyota Corolla AE 86 OpTCGT / 1600	3	01:06.926 Av. Speed 99,51 km/h	01:03.511 104,86 km/h	01:03.511
13	144	SCHULTE Manfred Schulte M.	DEU	Citroën AX 1.6 16V OpTCGT / 1600	3	01:07.691 Av. Speed 98,39 km/h	01:03.597 104,72 km/h	01:03.597
14	132	MÄCHLER Albin ACS Schweiz	CHE	BMW M4 Coupé OpTCGT / 2979t	3	01:05.486 Av. Speed 101,70 km/h	01:03.728 104,51 km/h	01:03.728
15	125	WIEBE Hans Peter MSC Odenkirchen	DEU	Renault Williams Laguna BTCC OpTCGT / 1998	3	01:06.243 Av. Speed 100,54 km/h	01:04.362 103,48 km/h	01:04.362
16	128	EMOND Stéphane Belgian Hillclimb Team	BEL	BMW M3 E36 OpTCGT / 3200	3	01:08.634 Av. Speed 97,04 km/h	01:04.477 103,29 km/h	01:04.477
17	63	KOVALCIK Michal jun. Slovak National Hillclimb Team	SVK	Skoda Octavia WRC OpTCGT / 1999t	3	01:09.047 Av. Speed 96,46 km/h	01:04.647 103,02 km/h	01:04.647
18	131	CAT Pascal Cat P.	FRA	BMW M3 E36 OpTCGT / 3201	3	01:09.053 Av. Speed 96,45 km/h	01:04.704 102,93 km/h	01:04.704



UNION DES PILOTES
LUXEMBOURG



CLASSIFICATIONS

Eschdorf (LUX) | 11-12.10.2014



FIA
HILL CLIMB
MASTERS

Race classification by groups

Rnk.	Nr.	Driver / Competitor	Nat.	Car / Group / Capacity	Cat.	H1	H2	Best
19	145	KATAJA Mikko Kataja M.	FIN 	Toyota Starlet VHTRacing 8V OpTCGT / 1583	3	01:08.141 <i>Av. Speed</i> 97,74 km/h	01:04.993 102,47 km/h	01:04.993
20	48	FOLLONIER Grégory Ecurie 13 Etoiles - Valais	CHE 	GFA Austin Cooper RS OpTCGT / 1298	3	01:09.538 <i>Av. Speed</i> 95,78 km/h	01:05.005 102,45 km/h	01:05.005
21	146	FAULHABER Stefan MSC Odenkirchen	DEU 	Opel Risse Kadett 8V OpTCGT / 1599	3	01:08.283 <i>Av. Speed</i> 97,53 km/h	01:05.332 101,94 km/h	01:05.332
22	153	ORTH Ralf Orth R.	DEU 	BMW 320is E30 OpTCGT / 1990	3	01:10.984 <i>Av. Speed</i> 93,82 km/h	01:06.329 100,41 km/h	01:06.329
23	142	FLIK Bea MSC Odenkirchen	DEU 	Renault Megane Cup OpTCGT / 1998	3	01:08.282 <i>Av. Speed</i> 97,54 km/h	01:06.405 100,29 km/h	01:06.405
24	150	OSTERMANN Thomas Ostermann T.	DEU 	BMW E30 Hartge OpTCGT / 2476	3	01:13.874 <i>Av. Speed</i> 90,15 km/h	01:06.747 99,78 km/h	01:06.747
25	154	GOLDBACH Markus MSC Odenkirchen	DEU 	Renault Clio II RS OpTCGT / 1998	3	01:10.387 <i>Av. Speed</i> 94,62 km/h	01:06.799 99,70 km/h	01:06.799
26	160	DARAND Anthony Belgian Hillclimb Team	BEL 	Peugeot 106 OpTCGT / 1599	3	01:10.272 <i>Av. Speed</i> 94,77 km/h	01:07.410 98,80 km/h	01:07.410
27	151	STOLL Jochen Stoll J.	DEU 	Peugeot 306 S16 OpTCGT / 1998	3	01:10.655 <i>Av. Speed</i> 94,26 km/h	01:07.529 98,62 km/h	01:07.529
28	135	SILVA Luis Silva L.	PRT 	Mitsubishi Lancer Evo VI OpTCGT / 1998t	3	01:09.561 <i>Av. Speed</i> 95,74 km/h	01:07.790 98,24 km/h	01:07.790
29	136	REIS Edgar Reis E.	PRT 	Renault Clio RS OpTCGT / 1998	3	01:11.103 <i>Av. Speed</i> 93,67 km/h	01:07.979 97,97 km/h	01:07.979
30	152	VEIT Kevin Veit K.	DEU 	BMW 320is E30 OpTCGT / 1990	3	01:14.155 <i>Av. Speed</i> 89,81 km/h	01:08.228 97,61 km/h	01:08.228
31	159	STEINER Chris ACS Schweiz	CHE 	Toyota Celica Gt4 OpTCGT / 1997t	3	01:11.130 <i>Av. Speed</i> 93,63 km/h	01:09.344 96,04 km/h	01:09.344
32	163	HERING Ronny Hering R.	DEU 	VW Scirocco GTI OpTCGT / 1588	3	01:14.100 <i>Av. Speed</i> 89,88 km/h	01:09.742 95,50 km/h	01:09.742
33	149	DE SAEDELEER Bart Belgian Hillclimb Team	BEL 	Fiat 500 vrc OpTCGT / 1300	3	01:19.800 <i>Av. Speed</i> 83,46 km/h	01:11.987 92,52 km/h	01:11.987
34	162	COURTNEY Joe Courtney J.	IRL 	Fiat Cinquecento OpTCGT / 1108	3	01:25.077 <i>Av. Speed</i> 78,28 km/h	01:22.206 81,02 km/h	01:22.206

Started: 34 Classified: 34 Not classified: 0

Category 3 Open Group OpSS

Rnk.	Nr.	Driver / Competitor	Nat.	Car / Group / Capacity	Cat.	H1	H2	Best
1	81	MORAN Scott Moran S.	GBR 	Gould GR61X-NME OpSS / 3500	3	00:51.272 <i>Av. Speed</i> 129,90 km/h	00:48.587 137,07 km/h	00:48.587
2	86	HALL Will Hall W.	GBR 	Force wh-xtec-Nissan OpSS / 3500	3	00:52.005 <i>Av. Speed</i> 128,06 km/h	00:49.180 135,42 km/h	00:49.180
3	85	WILLIS Trevor Willis T.	GBR 	OMS 28-RPE OpSS / 3200	3	00:51.482 <i>Av. Speed</i> 129,36 km/h	00:49.445 134,70 km/h	00:49.445
4	87	WARWICK Darren Warwick D.	GBR 	Dallara F399-Vauxhall OpSS / 1998	3	00:55.951 <i>Av. Speed</i> 119,03 km/h	00:52.716 126,34 km/h	00:52.716
5	88	NEW Tom New T.	GBR 	Gould GR55-Judd OpSS / 4000	3	00:57.396 <i>Av. Speed</i> 116,04 km/h	00:53.250 125,07 km/h	00:53.250
6	89	MCKINLEY Simon McKinley S.	IRL 	Lant RT2-Warrior OpSS / 2400	3	00:55.674 <i>Av. Speed</i> 119,62 km/h	00:53.839 123,70 km/h	00:53.839
7	94	MCKINLEY Deirdre McKinley D.	IRL 	Reynard-Opel Lotus OpSS / 2000	3	01:03.763 <i>Av. Speed</i> 104,45 km/h	01:00.651 109,81 km/h	01:00.651



CLASSIFICATIONS

Eschdorf (LUX) | 11-12.10.2014



FIA
HILL CLIMB
MASTERS

Race classification by groups

Started: 7 Classified: 7 Not classified: 0

Category 3 Open Group OpSC

Rnk.	Nr.	Driver / Competitor	Nat.	Car / Group / Capacity	Cat.	H1	H2	Best
1	82	SCHATZ Nicolas Schatz N.	FRA 	Norma M20 FC V8-BMW OpSC / 3999	3 <i>Av. Speed</i>	00:50.114 132,90 km/h	00:48.344 137,76 km/h	00:48.344
2	84	FRANTZ Cyrille Frantz C.	FRA 	Norma M20 FC V8-BMW OpSC / 3998	3 <i>Av. Speed</i>	00:53.653 124,13 km/h	00:50.191 132,69 km/h	00:50.191
3	83	PETIT Sébastien Petit S.	FRA 	Norma M20 FC V8-BMW OpSC / 3998	3 <i>Av. Speed</i>	00:52.529 126,79 km/h	00:50.389 132,17 km/h	00:50.389
4	90	VILLA Javier Langreo Motor Club	ESP 	BRC B49-Suzuki OpSC / 1000	3 <i>Av. Speed</i>	00:58.442 113,96 km/h	00:55.789 119,38 km/h	00:55.789
5	92	MICALLEF Mark Micallef M.	MLT 	Radical Pro Sport-Suzuki OpSC / 1298t	3 <i>Av. Speed</i>	01:05.206 102,14 km/h	00:57.081 116,68 km/h	00:57.081
6	93	MUSCAT Jason Muscat J.	MLT 	Radical Clubsport-Kawasaki OpSC / 1109t	3 <i>Av. Speed</i>	00:58.711 113,44 km/h	00:57.338 116,15 km/h	00:57.338
7	91	STEPHENS Rory Stephens R.	IRL 	Radical SR8-RPE Hayabusa OpSC / 2600	3 <i>Av. Speed</i>	01:02.281 106,93 km/h	00:57.997 114,83 km/h	00:57.997

Started: 7 Classified: 7 Not classified: 0



 **UNION DES PILOTES**
LUXEMBOURG



Yves Thommes (Clerk of the course)
12.10.2014 - 17:14



Thomas Stoll (Timekeeper)
Page: 7 of 7